

# Iraq Stock Exchange



Trading Session Thursday 9/5/2024 -

Traded Volume 694,664,615

ISX Index 60 975.29

Previous ISX Index60 970.11

Change % 0.53

Change 5.18

Listed Companies 103

Traded Companies 39

General Assembly Co. 6

Suspended Co. 2

Bulletin No (87) of 2024

Traded Value 892,611,891 Trades 484

ISX Index 15 1068.89

Previous ISX Index15 1065.84

Change % 0.29

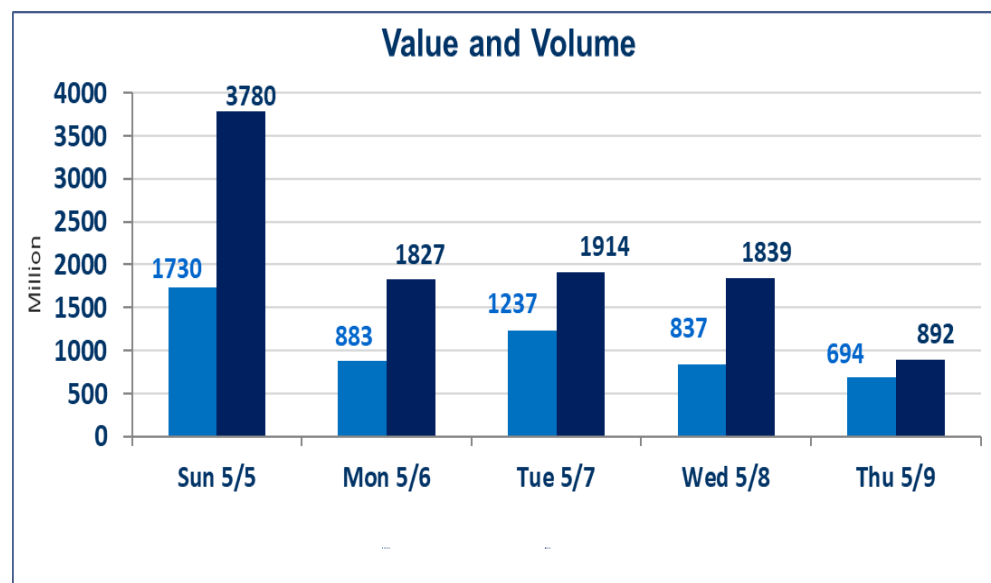
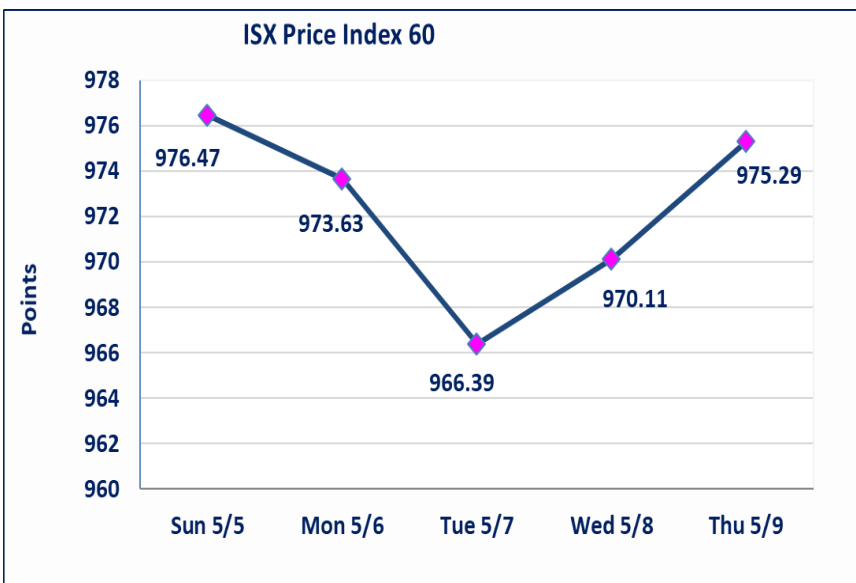
Change 3.05

Non Traded Co. 56

High Companies 7

Low Companies 17

Un Listed Companies OTC 2



### Gainers

Company Name	Closing Price	Change (%)	Traded Volume
Economy Bank	0.210	5.00	64,824,275
Investment Bank of Iraq	0.370	2.78	700,000
Baghdad Soft Drinks	4.350	2.11	2,303,452
Iraqi Marketing Date	1.680	1.82	675,000
Al -Mansour Bank	1.430	1.42	74,216,834

### Losers

Company Name	Closing Price	Change (%)	Traded Volume
International Islamic Bank	0.300	-18.92	51,200,000
Elaf Islamic Bank	0.470	-14.55	493,085
United Bank	0.080	-11.11	519,877
Ashur International Bank	0.300	-3.23	69,220,000
Kharkh Tour Amuzement City	4.650	-2.11	2,000,000

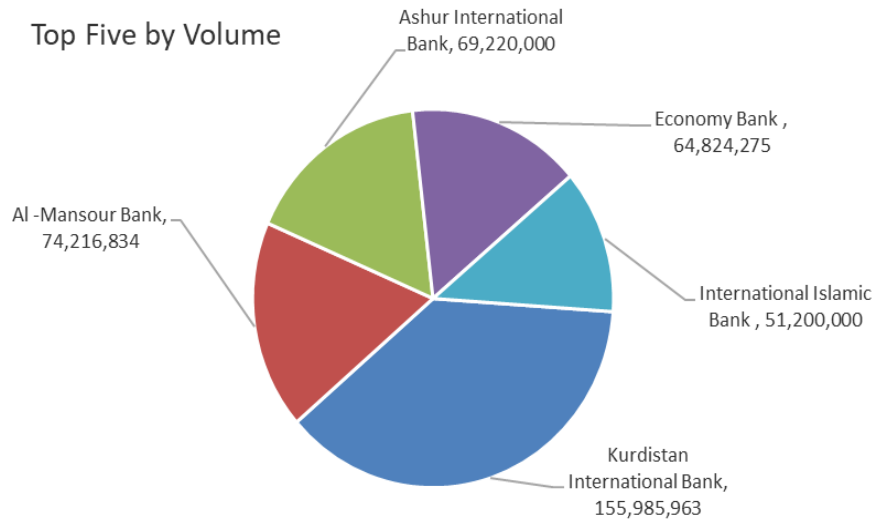
### Traded Volume

Company Name	Closing Price	Change (%)	Traded Volume
Kurdistan International Bank	0.850	0.00	155,985,963
Al -Mansour Bank	1.430	1.42	74,216,834
Ashur International Bank	0.300	-3.23	69,220,000
Economy Bank	0.210	5.00	64,824,275
International Islamic Bank	0.300	-18.92	51,200,000

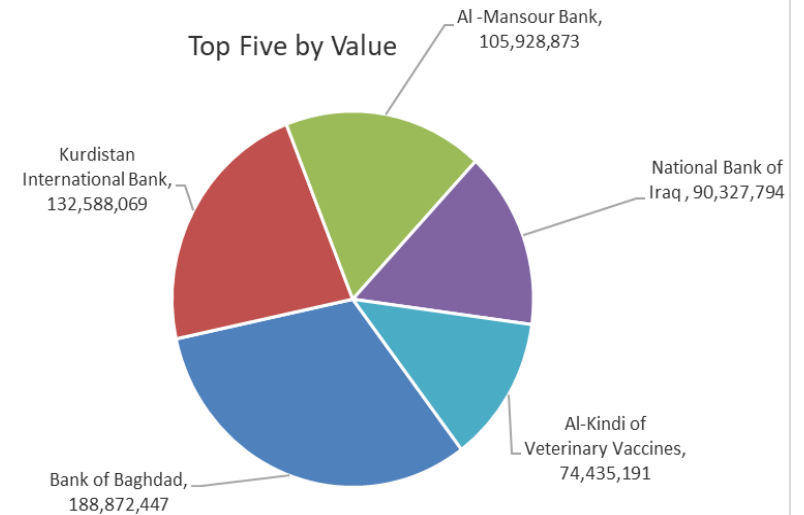
### Traded Value

Company Name	Closing Price	Change (%)	Traded Value
Bank of Baghdad	4.100	0.24	188,872,447
Kurdistan International Bank	0.850	0.00	132,588,069
Al -Mansour Bank	1.430	1.42	105,928,873
National Bank of Iraq	2.870	-1.03	90,327,794
Al-Kindi of Veterinary Vaccines	1.620	0.00	74,435,191

Top Five by Volume



Top Five by Value



## Regular Market Bulletin No (87)



Company Name	Code	opening Price	highest price	lowest price	Average price	Prev Average price	Closing Price	prev closing price	change (%)	No.of Trades	Traded Volume	Traded Value
<b>Banks Sector</b>												
Ashur International Bank	BASH	0.310	0.310	0.290	0.300	0.310	0.300	0.310	-3.23	34	69,220,000	20,746,200
Bank of Baghdad	BBOB	4.080	4.100	4.030	4.070	4.020	4.100	4.090	0.24	60	46,375,544	188,872,447
Commercial Bank of Iraq	BCOI	0.760	0.760	0.760	0.760	0.760	0.760	0.760	0.00	8	2,207,164	1,677,445
Economy Bank	BEFI	0.200	0.210	0.200	0.210	0.200	0.210	0.200	5.00	11	64,824,275	13,474,855
Elaf Islamic Bank	BELF	0.470	0.470	0.470	0.470	0.550	0.470	0.550	-14.55	4	493,085	231,750
Gulf Commercial Bank	BGUC	0.190	0.190	0.190	0.190	0.190	0.190	0.190	0.00	13	46,249,038	8,787,317
Investment Bank of Iraq	BIBI	0.370	0.370	0.370	0.370	0.360	0.370	0.360	2.78	1	700,000	259,000
Middle East Bank	BIME	0.100	0.100	0.100	0.100	0.100	0.100	0.100	0.00	1	997,000	99,700
Kurdistan International Bank	BKUI	0.850	0.850	0.850	0.850	0.850	0.850	0.850	0.00	16	155,985,963	132,588,069
Mosul Bank For Investment	BMFI	0.170	0.170	0.170	0.170	0.170	0.170	0.170	0.00	5	25,000,000	4,250,000
Al -Mansour Bank	BMNS	1.410	1.430	1.410	1.430	1.390	1.430	1.410	1.42	50	74,216,834	105,928,873
National Bank of Iraq	BNOI	2.900	2.900	2.850	2.870	2.890	2.870	2.900	-1.03	51	31,437,861	90,327,794
Sumer Commerical Bank	BSUC	0.100	0.100	0.100	0.100	0.100	0.100	0.100	0.00	1	5,000,000	500,000
United Bank	BUND	0.080	0.080	0.080	0.080	0.090	0.080	0.090	-11.11	3	519,877	41,590
<b>Total Of Banks Sector</b>										<b>258</b>	<b>523,226,641</b>	<b>567,785,039</b>
<b>Telecommunication Sector</b>												
Asia Cell Telecommunication	TASC	9.520	9.520	9.460	9.490	9.520	9.500	9.520	-0.21	29	7,716,383	73,267,026
<b>Total Of Telecommunication</b>										<b>29</b>	<b>7,716,383</b>	<b>73,267,026</b>
<b>Insurance Sector</b>												
Al-Ameen for Insurance	NAME	0.700	0.700	0.700	0.700	0.700	0.700	0.700	0.00	1	100,000	70,000
Dar Al-Salam for Insurance	NDSA	0.740	0.740	0.740	0.740	0.740	0.740	0.740	0.00	1	2,400,000	1,776,000
<b>Total Of Insurance Sector</b>										<b>2</b>	<b>2,500,000</b>	<b>1,846,000</b>
<b>Services Sector</b>												
Baghdad -Iraq Transportatio	SBPT	36.600	36.600	36.600	36.600	36.910	36.600	37.000	-1.08	1	45,000	1,647,000
Kharkh Tour Amuzement Cit	SKTA	4.650	4.650	4.650	4.650	4.720	4.650	4.750	-2.11	1	2,000,000	9,300,000
Mamoura Realestate Invest	SMRI	7.000	7.050	6.980	7.000	7.000	7.050	7.000	0.71	17	2,913,891	20,410,765
<b>Total Of Services Sector</b>										<b>19</b>	<b>4,958,891</b>	<b>31,357,765</b>
<b>Industry Sector</b>												
Baghdad Soft Drinks	IBSD	4.300	4.350	4.300	4.320	4.250	4.350	4.260	2.11	14	2,303,452	9,948,494
Iraqi Marketing Date	IIDP	1.700	1.700	1.680	1.680	1.650	1.680	1.650	1.82	2	675,000	1,136,000
Al-Kindi of Veterinary Vaccin	IKLV	1.620	1.620	1.610	1.620	1.620	1.620	1.620	0.00	43	45,988,000	74,435,191
Al-Mansour Pharmaceuticals	IMAP	1.880	1.890	1.860	1.870	1.850	1.860	1.890	-1.59	15	4,087,275	7,640,735
<b>Total Of Industry Sector</b>										<b>74</b>	<b>53,053,727</b>	<b>93,160,420</b>
<b>Hotels Sector</b>												
Babylon Hotel	HBAY	110.000	110.000	110.000	110.000	110.000	110.000	110.000	0.00	2	88,332	9,716,520
<b>Total Of Hotels Sector</b>										<b>2</b>	<b>88,332</b>	<b>9,716,520</b>
<b>Agriculture Sector</b>												
Agricultural Products Meat	AIPM	4.750	4.750	4.750	4.750	4.750	4.750	4.750	0.00	2	250,000	1,187,500
Iraqi for Seed Production	AISP	8.400	8.400	8.250	8.280	8.370	8.300	8.370	-0.84	50	5,569,079	46,095,390
Middle East for Production-	AMEF	7.300	7.300	7.300	7.300	7.350	7.300	7.350	-0.68	1	101	737
<b>Total Of Agriculture Sector</b>										<b>53</b>	<b>5,819,180</b>	<b>47,283,628</b>
<b>Total Of Regular</b>										<b>437</b>	<b>597,363,154</b>	<b>824,416,398</b>

## Non Regular Market Bulletin No (87)

Company Name	Code	opening Price	highest price	lowest price	Average price	Prev Average price	Closing Price	prev closing price	change (%)	No.of Trades	Traded Volume	Traded Value
<b>Banks Sector</b>												
International Islamic Bank	BINT	0.350	0.350	0.300	0.300	0.370	0.300	0.370	-18.92	3	51,200,000	15,370,000
Al Attaa Islamic Bank	BLAD	0.130	0.130	0.130	0.130	0.130	0.130	0.130	0.00	1	700,000	91,000
Credit Bank	BROI	0.950	0.950	0.890	0.910	1.070	0.890	1.060	-16.04	19	25,430,855	23,039,955
<b>Total Of Banks Sector</b>										<b>23</b>	<b>77,330,855</b>	<b>38,500,955</b>
<b>Services Sector</b>												
Al-Ameen Estate Investment	SAEI	2.700	2.700	2.700	2.700	2.700	2.700	2.700	0.00	1	1,000,000	2,700,000
<b>Total Of Services Sector</b>										<b>1</b>	<b>1,000,000</b>	<b>2,700,000</b>
<b>Industry Sector</b>												
Baghdad for Packing Material	IBPM	2.500	2.500	2.500	2.500	2.500	2.500	2.500	0.00	1	1,800,000	4,500,000
Fallujah for construction Material	IFCM	3.630	3.630	3.630	3.630	3.550	3.630	3.630	0.00	10	981,993	3,564,635
<b>Total Of Industry Sector</b>										<b>11</b>	<b>2,781,993</b>	<b>8,064,635</b>
<b>Total Of Non Regular</b>										<b>35</b>	<b>81,112,848</b>	<b>49,265,590</b>

## Undisclosed Platform Companies Bulletin (87)

Company Name	Code	opening Price	highest price	lowest price	Average price	Prev Average price	Closing Price	prev closing price	change (%)	No.of Trades	Traded Volume	Traded Value
<b>Industry Sector</b>												
Al-Hilal Industries	IHLI	0.970	0.970	0.970	0.970	0.980	0.970	0.980	-1.02	1	44,358	43,027
Iraqi Carton Manufacturies	IICM	1.040	1.040	1.030	1.030	1.040	1.030	1.040	-0.96	3	7,500,000	7,750,000
Modern Construction Material	IMCM	0.620	0.620	0.620	0.620	0.630	0.620	0.630	-1.59	1	86,949	53,908
National Chemical & Plastic	INCP	1.820	1.820	1.820	1.820	1.830	1.820	1.830	-0.55	1	4,600,000	8,372,000
The Light Industries	ITLI	0.690	0.690	0.680	0.690	0.690	0.680	0.690	-1.45	6	3,957,306	2,710,968
<b>Total Of Industry Sector</b>										<b>12</b>	<b>16,188,613</b>	<b>18,929,904</b>
<b>Total of un disclosed</b>										<b>12</b>	<b>16,188,613</b>	<b>18,929,904</b>
<b>Grand Total</b>										<b>484</b>	<b>694,664,615</b>	<b>892,611,891</b>

# Iraq Stock Exchange



Trading Session Thursday 9/5/2024

## Not Trading OTC

Company Name	Code	Previous Average price
Rabee Securities	FRSE	—
Karmal Brokerage	FKSX	10.000



## Not Trading Bonds Bulletin

Bond type	Publish type	Code	last trading price	immortilize date
Banaa Bonds / million ID	First	CB10	1030000	10/12/2025
Banaa Bonds / million ID	second	CB20	964981	19/12/2025
Amara Bonds /500 thousand	First	CB25	—	9/10/2025
Amara Bonds /Million ID	First	CB30	984000	9/10/2027
Amara Bonds /500 thousand	Second	CB35	—	—
Amara Bonds /Million ID	Second	CB40	—	—
Amara Bonds /500 thousand	Third	CB45	—	—
Amara Bonds /Million ID	Third	CB50	—	—

**Iraq Stock Exchange**  
**Non Iraqis' Bulletin Thursday May 9 2024**  
**Regular Market**



**Non Iraqi Trading of Regular Market (Buy)**

Company Names	Code	No.of trades	Traded Shares	Trading Volume
<b>Banks Sector</b>				
Bank Of Baghdad	BBOB	15	14,000,000	57,304,772
National Bank Of Iraq	BNOI	1	123,698	355,013
Al-Mansour Bank	BMNS	3	10,000,000	14,200,000
<b>Total Bank sector</b>		<b>19</b>	<b>24,123,698</b>	<b>71,859,785</b>
<b>Grand Total</b>		<b>19</b>	<b>24,123,698</b>	<b>71,859,785</b>

**Non Iraqi Trading of Regular Market (Sell)**

Company Names	Code	No.of trades	Traded Shares	Trading Volume
<b>Banks Sector</b>				
Bank Of Baghdad	BBOB	13	28,194,766	114,885,341
Al-Mansour Bank	BMNS	8	21,000,000	29,960,000
<b>Total Bank sector</b>		<b>21</b>	<b>49,194,766</b>	<b>144,845,341</b>
<b>Grand Total</b>		<b>21</b>	<b>49,194,766</b>	<b>144,845,341</b>

## Iraq Stock Exchange non trading companies on Thursday 9/5/2024

Company Names	Code	Previous Average Price	Closing Price
<b>Banking Sector</b>			
Cihan Islamic Bank	BCIH	2.200	2.200
Asia Al Iraq Islamic Bank	BAIB	0.900	0.900
National Islamic Bank	BNAI	0.620	0.620
Al-Taif Islamic Bank	BTIB	0.700	0.700
Union Bank of Iraq	BUOI	0.210	0.200
<b>Telecommunication Sector</b>			
Al-Khatem Telecoms	TZNI	2.590	2.590
<b>Insurance Sector</b>			
Gulf Insurance	NGIR	0.400	0.400
<b>Services Sector</b>			
Rehab Karbala	HKAR	0.800	0.800
Al-Nukhba for construction	SNUC	0.670	0.700
Al-Mosul for funfairs	SMOF	8.900	8.900
<b>Industry Sector</b>			
Modern Sewing	IMOS	9.900	10.000
Al -Khazer Road for Construction Material	IKHC	2.500	2.500
Iraqi Engineering Works	IIEW	4.500	4.500
Iraqi For Tufted Carpets	IITC	15.000	15.000
Metallic Industries and Bicycles	IMIB	1.850	1.850
Ready Made Clothes	IRMC	3.620	3.580
<b>Hotels Sector</b>			
Baghdad Hotel	HBAG	10.800	10.800
Ishtar Hotel	HISH	9.340	9.340
Al-Mansour Hotel	HMAN	45.000	45.000
National for Tourist Investment	HNTI	10.770	10.770
Tourist Village of Mosul dam	HTVM	11.000	11.000
<b>Agriculture Sector</b>			
Modern for Animal Production	AMAP	0.530	0.510
Al-Ahlyia agricultural production	AAHP	0.950	0.950
Company Names	Code	Previous Average Price	Closing Price
<b>Banks Sector</b>			
World Islamic Bank	BWOR	1.000	1.000
Arabiya Islamic Bank	BAAI	1.000	1.000
Zain Al-Iraq Islamic Bank	BZII	0.340	0.340
Al-Qurtas Islamic Bank	BQUR	1.000	1.000
Arabiya Islamic Bank	BAAI	1.000	1.000
Al Janoob Islamic Bank Investment	BJAB	1.000	1.000
Ameen Al Iraq Islamic Bank	BAME	1.000	1.000
International Development Bank	BIDB	1.000	1.000
Al- Qabidh Islamic Bank	BQAB	0.240	0.240
Al Anssari Islamic Bank	BANS	1.000	1.000
Iraq Noor Islamic Bank	BINI	1.050	1.050
Erbil Bank	BERI	0.110	0.110
Trust International Islamic Bank	BTRU	0.750	0.750
Trans Iraq Bank for Investment	BTRI	0.740	0.740
Al Mustashar Bank	BMUI	1.000	1.000
Erbil Bank	BERI	0.110	0.110
<b>Insurance Sector</b>			
Al -Hamraa Insurance	NHAM	0.900	1.000
Alahliya For Insurance	NAHF	0.330	0.330
<b>Investment Sector</b>			
Al-Zawraa for Financial Investment	VZAF	0.180	0.180
AL-Wiaam for Financial Investment	VWIF	0.310	0.350
Al-Ameen for Financial Investment	VAMF	1.000	1.000
Bain Al-Nahrain Financial Investment	VMES	0.900	0.900
<b>Services Sector</b>			
Ibdaa Al-Sharq Al-Awsat	SIBD	1.000	1.000



Industry Sector			
National Furniture Industries	IHFI	2.450	2.450
Modern chemical industries	IMCI	100.000	100.000
Hotels Sector			
Ashour Hotel	HASH	17.500	17.500
Agriculture Sector			
Al-Ribas for Poultry and Fodder	AREB	-	-
Company Names	Code	Previous Average Price	Closing Price
Banks Sector			
Babylon Bank	BBAY	0.070	0.070
Services Sector			
General Transportation	SIGT	0.990	0.990
AL-Badia for General Trans	SBAG	0.600	0.600
IndustrySector			
Electronic Industries	IELI	0.750	0.750
Investment Sector			
AL- Batek Investment	VBAT	0.380	0.380
Alkhair for financial Investment	VKHF	0.200	0.200
Hotels Sector			
Palestine Hotel	HPAL	23.000	23.000
Al-Sadeer Hotel	HSAD	27.000	27.000

### Iraq Stock Exchange Suspended Companies

Al-Rajih Islamic Bank (BRAJ)	9/19/2021	The trading suspended for not produce the Annual disclosure for 2020 at closing price (1.000) ID.
North Bank (BNOR)	31/10/2022	The trading suspended by ISC decision at closing price (0.070) ID.

## Iraq Stock Exchange News of listed companies Thursday 9/5/2024

### Companies News

Bank of Baghdad (BBOB)	General Assembly Meeting will be hold on Saturday 18/5/2024 at the Dijla Town to discuss financial statement of 2023 , cash dividend , increasing in company capital from 250 billion to 325 billion according to 55/ second . Trading has been suspend on Tuesday 14/5/2024 .
Al -Mansour Bank (BMNS)	General Assembly Meeting will be hold on Tuesday 21/5/2024 at the Al Alwiya Club to discuss financial statement of 2023 , cash dividend , increasing in company capital from 300 billion to 350 billion according to 55/First& second . Trading has been suspend on Thursday 16/5/2024 .
Al-Ameen for Financial Investment (AIFI)	General Assembly Meeting will be hold on Tuesday 28/5/2024 at the company to discuss financial statement of 2023 , discuss the deficit . Trading has been suspend on Thursday 23/5/2024 .
out of trading	
Babil Animal&vegetable Products (ABAP)	General Assembly Meeting will be hold on Monday 11/12/2023 at theAl Jadriya to discuss financial statement of 2021,2022 , cash dividend , discuss the deficit Trading has been suspend on Thursday 7/12/2023 .
Iraqi Land Transport (SILT)	General Assembly Meeting will be hold on Wednesday 6/3/2024 at the Trade Ministry VIP Hall to resign the current board of Administration and elect new five board of Administration .Trading has been suspend on Sunday 3/3/2024.
AL- Mashreq al-Arabi Islamic Bank(BAIB)	General Assembly Meeting will be hold on Sunday 5/5/2024 at the trananing and devlopment hall to discuss financial statement of 2023 , cash dividend . Trading has been suspend on Monday 29/4/2024 .
Iraqi Agricultural Products (AIRP)	General Assembly Meeting will be hold on Monday 6/5/2024 at the company to discuss financial statement of 2021 , cash dividend . Trading has been suspend on Tuesday 30/4/2024 .
Region Trade Bank (BRTB)	General Assembly Meeting will be hold on Wednesday 8/5/2024 at the company in erbil to discuss financial statement of 2023 , cash dividend , increasing in company capital from 300 billion to 350 billion when the bank will be get the approval of GAM . Trading has been suspend on Sunday 5/5/2024 .
Iraqi Islamic Bank (BIIB)	General Assembly Meeting will be hold on Saturday 11/5/2024 at the Iraqi Hunting Club to discuss financial statement of 2023 , cash dividend , increasing in company capital from 300 billion to 400 billion according to 55/ second . Trading has been suspend on Tuesday 7/5/2024 .