

# Iraq Stock Exchange

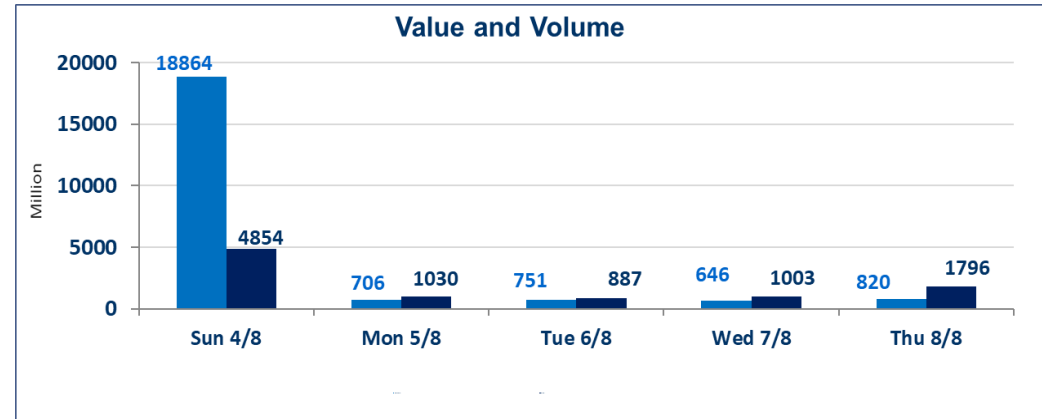
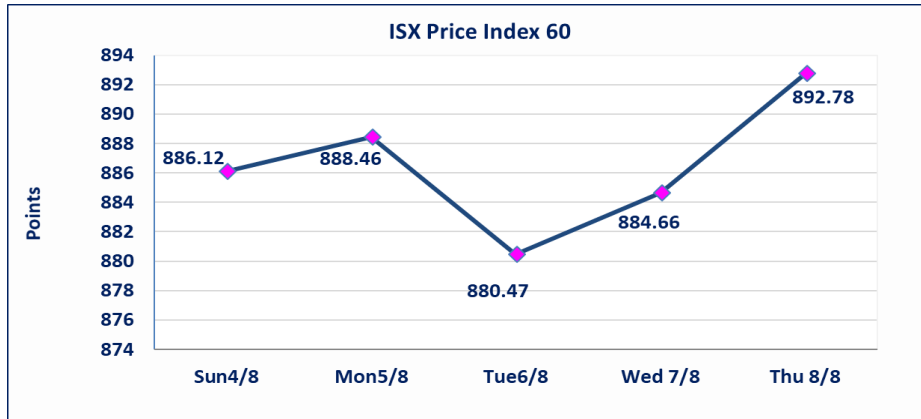
Trading Session Thursday 8/8/2024

Traded Volume	820,727,579
ISX Index 60	892.78
Previous ISX Index60	884.66
Change %	0.92
Change	8.12
Listed Companies	103
Traded Companies	40
General Assembly Co.	2
Suspended Co.	2



Bulletin No (144) of 2024

Traded Value	1,796,292,486	Traders 877
ISX Index 15	992.26	
Previous ISX Index15	990.48	
Change %	0.18	
Change	1.78	
Non Traded Co.	59	
High Companies	6	
Low Companies	11	
Un Listed Companies O'	2	



### Gainers

Company Name	Closing Price	Change (%)	Traded Volume
Iraqi Marketing Date	2.200	12.82	100,377,586
Electronic Industries	0.840	5.00	11,510,630
Iraqi Carton Manufacturies	1.660	4.40	33,812,572
Bank of Baghdad	3.020	4.14	292,127,938
Al-Nukhba for construction	0.680	3.03	300,000

### Losers

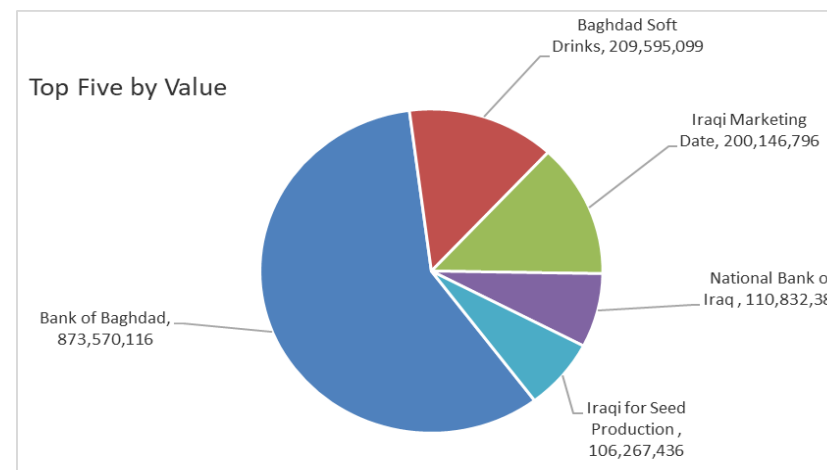
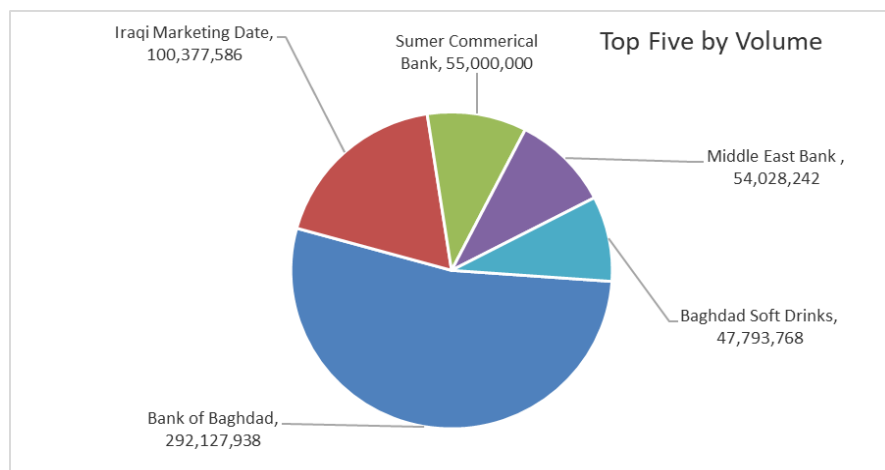
Company Name	Closing Price	Change (%)	Traded Volume
Al -Hamraa Insurance	0.750	-6.25	347,133
Al-Ameen Estate Investment	2.300	-2.540	1,561,371
Al-Hilal Industries	1.120	-1.75	2,026,162
The Light Industries	0.680	-1.45	10,901,871
Dar Al-Salam for Insurance	0.760	-1.30	8,500,000

### Traded Volume

Company Name	Closing Price	Change (%)	Traded Volume
Bank of Baghdad	3.020	4.14	292,127,938
Iraqi Marketing Date	2.200	12.82	100,377,586
Sumer Commerical Bank	0.090	0.00	55,000,000
Middle East Bank	0.100	0.00	54,028,242
Baghdad Soft Drinks	4.400	-0.68	47,793,768

### Traded Value

Company Name	Closing Price	Change (%)	Traded Value
Bank of Baghdad	3.020	4.14	873,570,116
Baghdad Soft Drinks	4.400	-0.68	209,595,099
Iraqi Marketing Date	2.200	12.82	200,146,796
National Bank of Iraq	2.450	0.00	110,832,389
Iraqi for Seed Production	9.350	-1.16	106,267,436



## Regular Market Bulletin No (144)

Company Name	Code	opening Price	highest price	lowest price	Average price	Prev Average price	Closing Price	prev closing price	change (%)	No.of Trades	Traded Volume	Traded Value
<b>Banks Sector</b>												
Ashur International Bank	BASH	0.290	0.290	0.290	0.290	0.290	0.290	0.290	0.00	2	5,010,000	1,452,900
Bank of Baghdad	BBOB	2.950	3.060	2.930	2.990	2.850	3.020	2.900	4.14	265	292,127,938	873,570,116
Cihan Islamic Bank	BCIH	2.030	2.030	2.030	2.030	2.030	2.030	2.030	0.00	2	500,000	1,015,000
Commercial Bank of Iraq	BCOI	0.810	0.810	0.810	0.810	0.810	0.810	0.810	0.00	3	4,000,000	3,240,000
Gulf Commercial Bank	BGUC	0.320	0.320	0.320	0.320	0.320	0.320	0.320	0.00	7	36,000,000	11,520,000
Investment Bank of Iraq	BIBI	0.330	0.330	0.330	0.330	0.330	0.330	0.330	0.00	1	1,000,000	330,000
Iraqi Islamic Bank	BIIB	1.120	1.120	1.110	1.110	1.110	1.110	1.110	0.00	43	19,260,000	21,423,600
Middle East Bank	BIME	0.100	0.100	0.100	0.100	0.100	0.100	0.100	0.00	11	54,028,242	5,402,824
Mosul Bank For Investmen	BMFI	0.180	0.180	0.180	0.180	0.180	0.180	0.180	0.00	3	18,000,000	3,240,000
Al -Mansour Bank	BMNS	1.370	1.370	1.370	1.370	1.360	1.370	1.370	0.00	44	44,982,277	61,625,719
National Bank of Iraq	BNOI	2.500	2.520	2.410	2.460	2.460	2.450	2.450	0.00	66	45,104,827	110,832,389
Sumer Commerical Bank	BSUC	0.090	0.090	0.090	0.090	0.090	0.090	0.090	0.00	14	55,000,000	4,950,000
<b>Total Of Banks Sector</b>										461	575,013,284	1,098,602,549
<b>Telecommunication Sector</b>												
Asia Cell Telecommunicati	TASC	9.340	9.340	9.280	9.310	9.330	9.300	9.340	-0.43	40	5,976,071	55,616,613
<b>Total Of Telecommunicati</b>										40	5,976,071	55,616,613
<b>Insurance Sector</b>												
Dar Al-Salam for Insurance	NDSA	0.760	0.760	0.760	0.760	0.780	0.760	0.770	-1.30	5	8,500,000	6,460,000
<b>Total Of Insurance Sector</b>										5	8,500,000	6,460,000
<b>Services Sector</b>												
Baghdad -Iraq Transportati	SBPT	43.000	43.000	43.000	43.000	43.000	43.000	43.000	0.00	4	391,000	16,813,000
Al-Nukhba for construction	SNUC	0.680	0.680	0.680	0.680	0.660	0.680	0.660	3.03	7	300,000	204,000
<b>Total Of Services Sector</b>										11	691,000	17,017,000
<b>Industry Sector</b>												
Baghdad Soft Drinks	IBSD	4.430	4.430	4.350	4.390	4.410	4.400	4.430	-0.68	100	47,793,768	209,595,099
Iraqi Marketing Date	IIDP	1.950	2.200	1.950	1.990	1.920	2.200	1.950	12.82	76	100,377,586	200,146,796
Al -Khazer Road for Constr	IKHC	2.100	2.100	2.100	2.100	2.100	2.100	2.100	0.00	1	1,000	2,100
Al-Kindi of Veterinary Vacc	IKLV	1.620	1.620	1.620	1.620	1.620	1.620	1.620	0.00	3	288,938	468,080
Al-Mansour Pharmaceutica	IMAP	1.900	1.900	1.880	1.890	1.890	1.900	1.900	0.00	22	5,103,459	9,621,726
National Chemical &Plastid	INCP	1.770	1.770	1.740	1.740	1.730	1.740	1.760	-1.14	3	70,803	123,387
Ready Made Clothes	IRMC	3.350	3.350	3.350	3.350	3.350	3.350	3.350	0.00	3	393,359	1,317,753
<b>Total Of Industry Sector</b>										208	154,028,913	421,274,939
<b>Hotels Sector</b>												
Ishtar Hotel	HISH	9.500	9.550	9.500	9.540	9.520	9.550	9.460	0.95	3	450,000	4,295,000
Al-Mansour Hotel	HMAN	42.000	42.000	42.000	42.000	42.000	42.000	42.000	0.00	1	100,000	4,200,000
<b>Total Of Hotels Sector</b>										4	550,000	8,495,000
<b>Agriculture Sector</b>												
Agricultural Products Meat	AIPM	5.300	5.300	5.300	5.300	5.320	5.300	5.300	0.00	3	411,000	2,178,300
Iraqi Agricultural Products	AIRP	20.260	20.260	20.260	20.260	20.260	20.260	20.260	0.00	3	12,000	243,120
Iraqi for Seed Production	AISP	9.400	9.450	9.290	9.350	9.490	9.350	9.460	-1.16	88	11,366,000	106,267,436
<b>Total Of Agriculture Sector</b>										94	11,789,000	108,688,856
<b>Total Of Regular</b>										823	756,548,268	1,716,154,958

## Non Regular Market Bulletin No (143)

Company Name	Code	opening Price	highest price	lowest price	Average price	Prev Average price	Closing Price	prev closing price	change (%)	No.of Trades	Traded Volume	Traded Value
<b>Banks Sector</b>												
Al Attaa Islamic Bank	BLAD	0.130	0.130	0.130	0.130	0.130	0.130	0.130	0.00	1	600,000	78,000
Credit Bank	BROI	0.840	0.840	0.840	0.840	0.840	0.840	0.840	0.00	3	2,000,000	1,680,000
<b>Total Of Banks Sector</b>										4	2,600,000	1,758,000
<b>Insurance Sector</b>												
Al -Hamraa Insurance	NHAM	0.760	0.760	0.750	0.750	0.800	0.750	0.800	-6.25	2	347,133	261,850
<b>Total Of Insurance Sector</b>										2	347,133	261,850
<b>Services Sector</b>												
Al-Ameen Estate Investme	SAEI	2.300	2.300	2.300	2.300	2.360	2.300	2.360	-2.540	2	1,561,371	3,591,153
<b>Total Of Services Sector</b>										2	1,561,371	3,591,153
<b>Industry Sector</b>												
Fallujah for construction M	IIFCM	3.490	3.490	3.490	3.490	3.500	3.490	3.500	-0.29	3	154,572	539,456
National Furniture Industri	IHFI	2.300	2.300	2.300	2.300	2.300	2.300	2.300	0.00	1	2,000	4,600
<b>Total Of Industry Sector</b>										4	156,572	544,056
<b>Total of Non Regular</b>										12	4,665,076	6,155,059

## Undisclosed Platform Companies Bulletin (144)

Company Name	Code	opening Price	highest price	lowest price	Average price	Prev Average price	Closing Price	prev closing price	change (%)	No.of Trades	Traded Volume	Traded Value
<b>Insurance Sector</b>												
Gulf Insurance	NGIR	0.400	0.400	0.400	0.400	0.430	0.400	0.420	-4.76	5	1,200,000	480,000
<b>Total Of Insurance Sector</b>										5	1,200,000	480,000
<b>Services Sector</b>												
AL-Badia for General Trans	SBAG	0.560	0.560	0.560	0.560	0.560	0.560	0.560	0.000	1	63,000	35,280
<b>Total Of Services Sector</b>										1	63,000	35,280
<b>Industry Sector</b>												
Electronic Industries	IELI	0.800	0.840	0.800	0.800	0.800	0.840	0.800	5.00	6	11,510,630	9,217,754
Al-Hilal Industries	IHLI	1.140	1.140	1.120	1.120	1.150	1.120	1.140	-1.75	2	2,026,162	2,269,825
Iraqi Carton Manufacturies	IICM	1.590	1.660	1.520	1.610	1.590	1.660	1.590	4.40	20	33,812,572	54,556,338
The Light Industries	ITLI	0.690	0.690	0.680	0.680	0.690	0.680	0.690	-1.45	8	10,901,871	7,423,272
<b>Total Of Industry Sector</b>										36	58,251,235	73,467,189
<b>Total of</b>										42	59,514,235	73,982,469
<b>Grand Total</b>										877	820,727,579	1,796,292,486

## Iraq Stock Exchange non trading companies on Thursday 8/8/2024

Company Names	Code	Previous Average Price	Closing Price
<b>Banking Sector</b>			
Asia Al Iraq Islamic Bank	BAIB	0.900	0.900
Al-Taif Islamic Bank	BTIB	0.840	0.850
National Islamic Bank	BNAI	0.570	0.570
Kurdistan International Bank	BKUI	1.260	1.260
United Bank	BUND	0.070	0.080
Union Bank of Iraq	BUOI	0.220	0.220
Elaf Islamic Bank	BELF	0.440	0.440
<b>TelecommunicationSector</b>			
Al-Khatem Telecoms	TZNI	2.440	2.440
<b>Insurance Sector</b>			
Al-Ameen for Insurance	NAME	0.620	0.620
<b>Industry Sector</b>			
Modern Sewing	IMOS	8.700	8.700
Iraqi Engineering Works	IIEW	4.200	4.200
Iraqi For Tufted Carpets	IITC	14.500	14.500
Metallic Industries and Bicycles	IMIB	2.000	2.000
<b>Services Sector</b>			
Kharkh Tour Amuzement City	SKTA	3.950	3.950
Al-Mosul for funfairs	SMOF	8.100	8.100
Mamoura Realestate Investment	SMRI	5.530	5.650
Rehab Karbala	HKAR	0.600	0.600
<b>Hotels Sector</b>			
Tourist Village of Mosul dam	HTVM	11.000	11.000
Baghdad Hotel	HBAG	11.000	11.000
Babylon Hotel	HBAY	101.000	101.000
National for Tourist Investment	HNTI	11.500	11.500
<b>Agriculture Sector</b>			
Al-Ahlyia agricultural production	AAHP	0.930	0.930
Babil Animal&vegetable Products	ABAP	1.000	1.000
Middle East for Production- Fish	AMEF	7.500	7.500
Company Names	Code	Previous Average Price	Closing Price
<b>Banks Sector</b>			
World Islamic Bank	BWOR	1.000	1.000
International Development Bank	BIDB	1.000	1.000
Al-Qurtas Islamic Bank	BQUR	1.000	1.000
Arabiya Islamic Bank	BAAI	1.000	1.000
Al- Qabidh Islamic Bank	BQAB	0.240	0.240
AL- Mashreq al-Arabi Islamic Bank	BAMS	—	—
Trust International Islamic Bank	BTRU	0.750	0.750
Al Janoob Islamic Bank Investment	BJAB	1.000	1.000
Al Mustashar Bank	BMUI	1.000	1.000
Region Trade Bank	BRTB	1.000	1.000
Iraq Noor Islamic Bank	BINI	0.700	0.700
Zain Al-Iraq Islamic Bank	BZII	0.340	0.340
Ameen Al Iraq Islamic Bank	BAME	1.000	1.000

Al Anssari Islamic Bank	BANS	1.000	1.000
Erbil Bank	BERI	0.110	0.110
International Islamic Bank	BINT	0.350	0.350
Trans Iraq Bank for Investment	BTRI	0.740	0.740
Company Names	Code	Previous Average Price	Closing Price
<b>Insurance Sector</b>			
Alahliya For Insurance	NAHF	0.310	0.310
<b>Investment Sector</b>			
Al-Zawraa for Financial Investment	VZAF	0.180	0.180
Al-Ameen for Financial Investment	VAMF	1.000	1.000
AL-Wiaam for Financial Investment	VWIF	0.350	0.350
Bain Al-Nahrain Financial Investment	VMES	0.900	0.900
<b>Services Sector</b>			
Ibdaa Al-Sharq Al-Awsat	SIBD	1.000	1.000
<b>Industry Sector</b>			
Modern chemical industries	IMCI	100.000	100.000
Baqhdad for Packing Materials	IBPM	2.800	2.800
<b>Agriculture Sector</b>			
Al-Ribas for Poultry and Fodder	AREB	—	—
<b>Hotels Sector</b>			
Ashour Hotel	HASH	20.290	21.000
Company Names	Code	Previous Average Price	Closing Price
<b>Banks Sector</b>			
Babylon Bank	BBAY	0.070	0.070
<b>Industry Sector</b>			
Modern Construction Materials	IMCM	0.490	0.490
<b>Services Sector</b>			
General Transportation	SIGT	0.960	0.960
<b>Investment Sector</b>			
AL- Batek Investment	VBAT	0.380	0.380
Alkhair for financial Investment	VKHF	0.240	0.240
<b>Hotels Sector</b>			
Al-Sadeer Hotel	HSAD	28.750	28.750
Palestine Hotel	HPAL	21.000	21.000
<b>Agriculture Sector</b>			
Modern for Animal Production	AMAP	0.500	0.500

**Iraq Stock Exchange**  
**Non Iraqis' Bulletin Thursday 8 Aug 2024**  
**Regular Market**



**Non Iraqi Trading of Regular Market (Buy)**

Company Names	Code	No.of trades	Traded Shares	Trading Volume
<b>Banks Sector</b>				
Bank Of Baghdad	BBOB	13	20,000,000	60,434,100
<b>Total Bank sector</b>		<b>13</b>	<b>20,000,000</b>	<b>60,434,100</b>
<b>Grand Total</b>		<b>13</b>	<b>20000000</b>	<b>60434100</b>

**Non Iraqi Trading of Regular Market (Sell)**

Company Names	Code	No.of trades	Traded Shares	Trading
<b>Banks Sector</b>				
Bank Of Baghdad	BBOB	22	44,704,826	133,754,478
National Bank Of Iraq	BNOI	2	2,000,000	5,020,000
<b>Total Bank sector</b>		<b>24</b>	<b>46,704,826</b>	<b>138,774,478</b>
<b>Industry Sector</b>				
Baghdad Soft Drinks	IBSD	39	20,000,000	87,400,034
<b>Total Industry sector</b>		<b>39</b>	<b>20,000,000</b>	<b>87,400,034</b>
<b>Telecommunication Sector</b>				
Asia cell	TASC	7	1,000,000	9,340,000
<b>Total Telecommunication sector</b>		<b>7</b>	<b>1,000,000</b>	<b>9,340,000</b>
<b>Grand Total</b>		<b>70</b>	<b>67704826</b>	<b>235514512</b>



## Not Trading Bonds Bulletin

Bond type	Publish type	Code	last trading price	immortilize date
Banaa Bonds / million ID	First	CB10	1030000	12/10/2025
Banaa Bonds / million ID	second	CB20	964981	19/12/2025
Amara Bonds /500 thousand	First	CB25	————	10/09/2025
Amara Bonds /Million ID	First	CB30	984000	10/09/2027
Amara Bonds /500 thousand	Second	CB35	————	————
Amara Bonds /Million ID	Second	CB40	————	————
Amara Bonds /500 thousand	Third	CB45	————	————
Amara Bonds /Million ID	Third	CB50	————	————



# Iraq Stock Exchange

Thursday 8/8/2024



## Not Trading OTC

Company Name	Code	Previous Average price
Rabee Securities	FRSE	—
Karmal Brokerage	FKSX	—

## Iraq Stock Exchange Suspended Companies

Al-Rajih Islamic Bank (BRAJ)	19/09/2021	The trading suspended for not produce the Annual disclosure for 2020 at closing price (1.000) ID.
North Bank (BNOR)	31/10/2022	The trading suspended by ISC decision at closing price (0.070) ID.

## Iraq Stock Exchange News of listed companies Thursday 8/8/2024

### Companies News

Iraqi Marketing Date(IIDP)	General Assembly Meeting will be hold on Wednesday 14/8/2024 at the company to discuss financial statement of 2020,2021, discuss the cash dividend and loses ,discuss the deficit,elect 5 new members of Administration council .Trading has been suspend on Sunday 11/8/2024 .
Al-Hilal Industries (IHLI)	General Assembly Meeting will be hold on Thursday 15/8/2024 at the National Chemical &Plastic hall to discuss financial statement of 2018,2019 2020,2021, discuss the cash dividend and loses ,discuss the deficit,elect 5 new members of Administration council .Trading has been suspend on Monday 12/8/2024 .
Alahliya For Insurance(NAHF)	General Assembly Meeting will be hold on Thursday 29/8/2024 at the company to discuss financial statement of 2023 , cash dividend . Trading has been suspend on Monday 26/8/2024 .
Dar Al-Salam for Insurance (NDSA)	General Assembly Meeting will be hold on Sunday 8/9/2024 at the company to discuss financial statement of 2023 , cash dividend . Trading has been suspend on Thursday 5/9/2024 .
Al Attaa Islamic Bank (BLAD)	General Assembly Meeting will be hold on Tuesday 10/9/2024 at the company to discuss financial statement of 2023 , cash dividend and the deficit . Trading has been suspend on Wednesday 3/9/2024 .
Baghdad Soft Drinks (IBSD)	General Assembly Meeting will be hold on Thursday 12/9/2024 at the Babylon Hotel to discuss financial statement of 2023 , cash dividend . Trading has been suspend on Monday 9/9/2024 .
out of trading	
Iraqi Land Transport (SILT)	General Assembly Meeting will be hold on Wednesday 6/3/2024 at the Trade Ministry VIP Hall to resign the current board of Administration and elect new five board of Administration .Trading has been suspend on Sunday 3/3/2024.
Economy Bank (BEFI)	General Assembly Meeting will be hold on Tuesday 13/8/2024 at the company to discuss financial statement of 2023, discuss the cash dividend.Trading has been suspend on Thursday 8/8/2024 .