

Iraq Stock Exchange



Trading Session Monday 8/7/2024 -

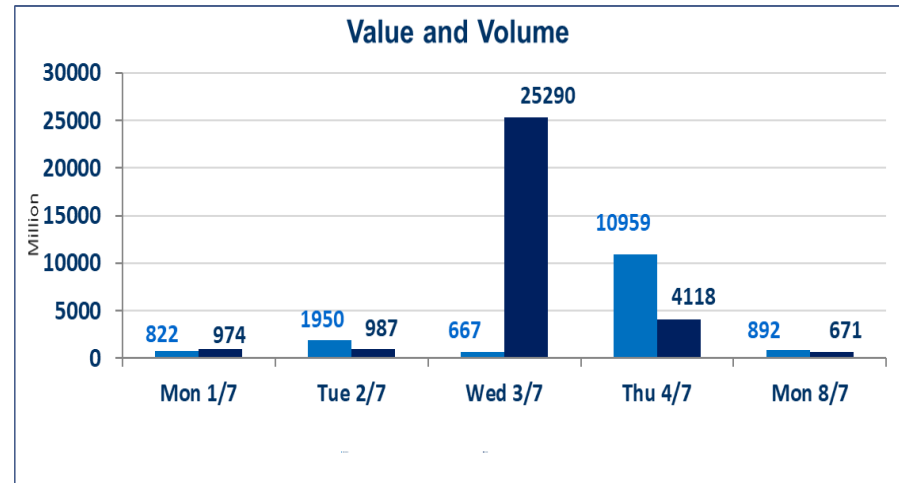
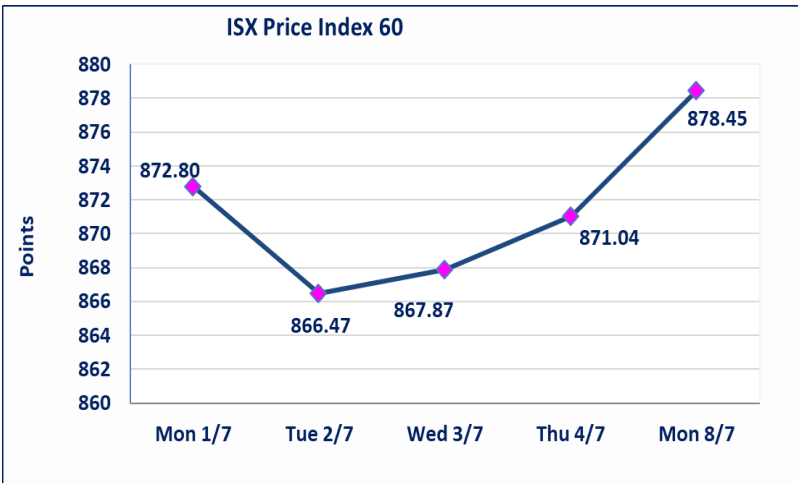
| | |
|----------------------|-------------|
| Traded Volume | 892,120,161 |
| ISX Index 60 | 878.45 |
| Previous ISX Index60 | 871.04 |
| Change % | 0.85 |
| Change | 7.41 |

| | |
|----------------------|-----|
| Listed Companies | 103 |
| Traded Companies | 36 |
| General Assembly Co. | 7 |
| Suspended Co. | 2 |

Bulletin No (122) of 2024

| | | |
|----------------------|-------------|-------------|
| Traded Value | 671,092,944 | Traders 454 |
| ISX Index 15 | 999.03 | |
| Previous ISX Index15 | 996.60 | |
| Change % | 0.24 | |
| Change | 2.43 | |

| | |
|-------------------------|----|
| Non Traded Co. | 58 |
| High Companies | 16 |
| Low Companies | 8 |
| Un Listed Companies OTC | 2 |



Gainers

| Company Name | Closing Price | Change (%) | Traded Volume |
|----------------------------|---------------|------------|---------------|
| Sumer Commerical Bank | 0.100 | 11.11 | 305,130,000 |
| Gulf Commercial Bank | 0.340 | 3.03 | 419,309,649 |
| International Islamic Bank | 0.340 | 3.03 | 459,095 |
| Baghdad Soft Drinks | 4.150 | 2.47 | 8,361,664 |
| Iraqi Carton Manufacturies | 1.350 | 1.50 | 1,645,054 |

Losers

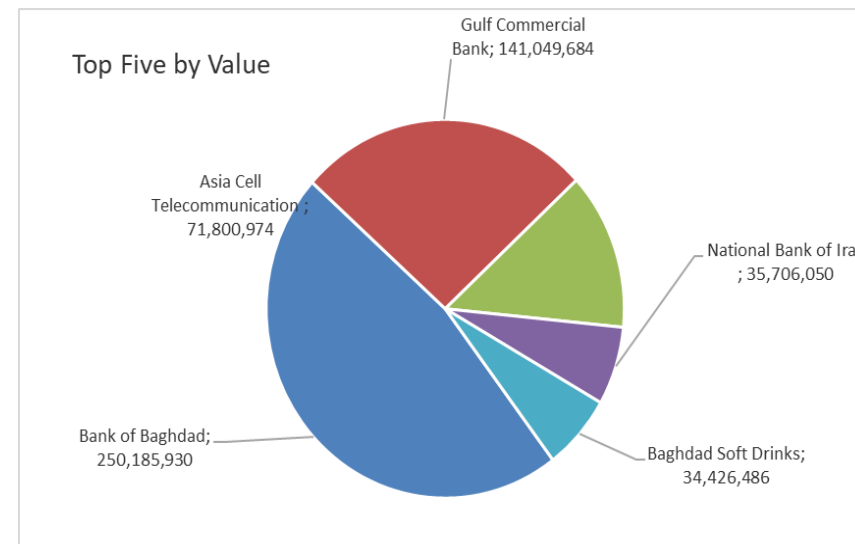
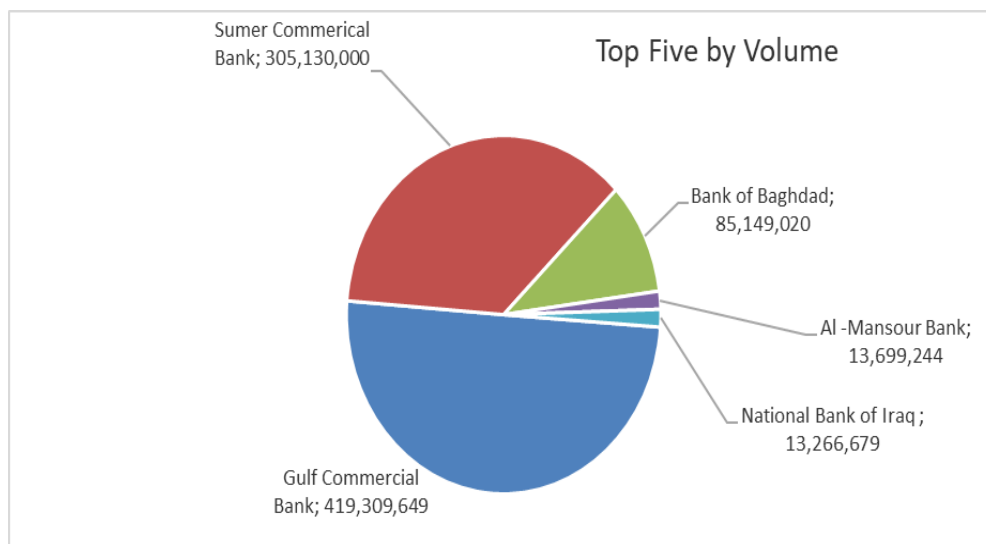
| Company Name | Closing Price | Change (%) | Traded Volume |
|------------------------------------|---------------|------------|---------------|
| Al-Hilal Industries | 1.040 | -3.70 | 50,000 |
| Iraqi For Tufted Carpets | 15.150 | -2.88 | 933,420 |
| Iraqi Marketing Date | 1.460 | -2.67 | 1,500,000 |
| Credit Bank | 0.840 | -2.33 | 9,090,000 |
| Fallujah for construction Material | 3.400 | -1.45 | 1,500,000 |

Traded Volume

| Company Name | Closing Price | Change (%) | Traded Volume |
|-----------------------|---------------|------------|---------------|
| Gulf Commercial Bank | 0.340 | 3.03 | 419,309,649 |
| Sumer Commerical Bank | 0.100 | 11.11 | 305,130,000 |
| Bank of Baghdad | 2.960 | 0.68 | 85,149,020 |
| Al -Mansour Bank | 1.330 | 0.00 | 13,699,244 |
| National Bank of Iraq | 2.690 | -0.74 | 13,266,679 |

Traded Value

| Company Name | Closing Price | Change (%) | Traded Value |
|-----------------------------|---------------|------------|--------------|
| Bank of Baghdad | 2.960 | 0.68 | 250,185,930 |
| Gulf Commercial Bank | 0.340 | 3.03 | 141,049,684 |
| Asia Cell Telecommunication | 9.190 | 0.11 | 71,800,974 |
| National Bank of Iraq | 2.690 | -0.74 | 35,706,050 |
| Baghdad Soft Drinks | 4.150 | 2.47 | 34,426,486 |



Regular Market Bulletin No (122)



| Company Name | Code | opening Price | highest price | lowest price | Average price | Prev Average price | Closing Price | prev closing price | change (%) | No.of Trades | Traded Volume | Traded Value |
|------------------------------------|------|---------------|---------------|--------------|---------------|--------------------|---------------|--------------------|------------|--------------|--------------------|--------------------|
| Banks Sector | | | | | | | | | | | | |
| Ashur International Bank | BASH | 0.280 | 0.280 | 0.280 | 0.280 | 0.270 | 0.280 | 0.280 | 0.00 | 1 | 3,170 | 888 |
| Bank of Baghdad | BBOB | 2.940 | 2.960 | 2.920 | 2.940 | 2.940 | 2.960 | 2.940 | 0.68 | 99 | 85,149,020 | 250,185,930 |
| Commercial Bank of Iraq | BCOI | 0.800 | 0.800 | 0.800 | 0.800 | 0.800 | 0.800 | 0.800 | 0.00 | 8 | 980,117 | 784,094 |
| Gulf Commercial Bank | BGUC | 0.330 | 0.340 | 0.330 | 0.340 | 0.330 | 0.340 | 0.330 | 3.03 | 94 | 419,309,649 | 141,049,684 |
| Iraqi Islamic Bank | BIIB | 1.080 | 1.090 | 1.080 | 1.090 | 1.080 | 1.090 | 1.080 | 0.93 | 6 | 2,725,594 | 2,966,842 |
| Mosul Bank For Investment | BMFI | 0.190 | 0.190 | 0.190 | 0.190 | 0.190 | 0.190 | 0.190 | 0.00 | 2 | 987,578 | 187,640 |
| Al -Mansour Bank | BMNS | 1.330 | 1.330 | 1.330 | 1.330 | 1.330 | 1.330 | 1.330 | 0.00 | 12 | 13,699,244 | 18,219,995 |
| National Bank of Iraq | BNOI | 2.710 | 2.710 | 2.670 | 2.690 | 2.710 | 2.690 | 2.710 | -0.74 | 33 | 13,266,679 | 35,706,050 |
| Sumer Commerical Bank | BSUC | 0.090 | 0.100 | 0.090 | 0.090 | 0.090 | 0.100 | 0.090 | 11.11 | 23 | 305,130,000 | 28,443,000 |
| Total Of Banks Sector | | | | | | | | | | 278 | 841,251,051 | 477,544,122 |
| Telecommunication Sector | | | | | | | | | | | | |
| Asia Cell Telecommunication | TASC | 9.180 | 9.190 | 9.170 | 9.170 | 9.170 | 9.190 | 9.180 | 0.11 | 43 | 7,826,487 | 71,800,974 |
| Total Of Telecommunication | | | | | | | | | | 43 | 7,826,487 | 71,800,974 |
| Services Sector | | | | | | | | | | | | |
| Al-Mosul for funfairs | SMOF | 8.600 | 8.600 | 8.600 | 8.600 | 8.600 | 8.600 | 8.600 | 0.00 | 1 | 8,630 | 74,218 |
| Mamoura Realestate Invest | SMRI | 6.000 | 6.000 | 5.900 | 5.940 | 5.980 | 5.900 | 5.960 | -1.01 | 6 | 1,079,715 | 6,415,604 |
| Total Of Services Sector | | | | | | | | | | 7 | 1,088,345 | 6,489,822 |
| Industry Sector | | | | | | | | | | | | |
| Baghdad Soft Drinks | IBSD | 4.050 | 4.150 | 4.050 | 4.120 | 4.050 | 4.150 | 4.050 | 2.47 | 16 | 8,361,664 | 34,426,486 |
| Iraqi Marketing Date | IIDP | 1.450 | 1.460 | 1.450 | 1.460 | 1.500 | 1.460 | 1.500 | -2.67 | 5 | 1,500,000 | 2,185,000 |
| Iraqi For Tufted Carpets | IITC | 15.100 | 15.480 | 15.000 | 15.070 | 15.620 | 15.150 | 15.600 | -2.88 | 8 | 933,420 | 14,068,823 |
| Modern Sewing | IMOS | 9.330 | 9.330 | 9.330 | 9.330 | 9.310 | 9.330 | 9.330 | 0.00 | 1 | 10,000 | 93,300 |
| National Chemical &Plastic | INCP | 1.760 | 1.760 | 1.750 | 1.750 | 1.750 | 1.750 | 1.750 | 0.00 | 4 | 2,862,805 | 5,014,071 |
| Ready Made Clothes | IRMC | 3.450 | 3.450 | 3.450 | 3.450 | 3.450 | 3.450 | 3.450 | 0.00 | 3 | 59,807 | 206,334 |
| Total Of Industry Sector | | | | | | | | | | 37 | 13,727,696 | 55,994,014 |
| Hotels Sector | | | | | | | | | | | | |
| Ishtar Hotel | HISH | 9.700 | 9.720 | 9.700 | 9.710 | 9.700 | 9.720 | 9.700 | 0.21 | 4 | 300,000 | 2,912,000 |
| Al-Mansour Hotel | HMAN | 45.000 | 45.000 | 45.000 | 45.000 | 45.000 | 45.000 | 45.000 | 0.00 | 1 | 50,000 | 2,250,000 |
| National for Tourist Investm | HNTI | 12.490 | 12.490 | 12.490 | 12.490 | 12.170 | 12.490 | 12.420 | 0.56 | 1 | 32,817 | 409,884 |
| Total Of Hotels Sector | | | | | | | | | | 6 | 382,817 | 5,571,884 |
| Agriculture Sector | | | | | | | | | | | | |
| Agricultural Products Meat | AIPM | 5.330 | 5.400 | 5.330 | 5.360 | 5.350 | 5.400 | 5.340 | 1.12 | 4 | 697,503 | 3,738,933 |
| Iraqi for Seed Production | AISP | 8.180 | 8.250 | 8.150 | 8.190 | 8.060 | 8.200 | 8.180 | 0.24 | 31 | 3,366,506 | 27,573,510 |
| Middle East for Production- | AMEF | 7.500 | 7.500 | 7.500 | 7.500 | 7.400 | 7.500 | 7.400 | 1.35 | 2 | 100,000 | 750,000 |
| Total Of Agriculture Sector | | | | | | | | | | 37 | 4,164,009 | 32,062,442 |
| Total Of Regular | | | | | | | | | | 408 | 868,440,405 | 649,463,259 |

Non Regular Market Bulletin No (121)

| Company Name | Code | opening Price | highest price | lowest price | Average price | Prev Average price | Closing Price | prev closing price | change (%) | No.of Trades | Traded Volume | Traded Value |
|-----------------------------------|------|---------------|---------------|--------------|---------------|--------------------|---------------|--------------------|------------|--------------|---------------|--------------|
| Banks Sector | | | | | | | | | | | | |
| International Islamic Bank | BINT | 0.340 | 0.340 | 0.340 | 0.340 | 0.330 | 0.340 | 0.330 | 3.03 | 2 | 459,095 | 156,092 |
| Al Attaa Islamic Bank | BLAD | 0.140 | 0.140 | 0.140 | 0.140 | 0.140 | 0.140 | 0.140 | 0.00 | 3 | 3,538,127 | 495,338 |
| Credit Bank | BROI | 0.850 | 0.850 | 0.840 | 0.850 | 0.860 | 0.840 | 0.860 | -2.33 | 11 | 9,090,000 | 7,706,100 |
| Total Of Banks Sector | | | | | | | | | | 16 | 13,087,222 | 8,357,530 |
| Investment Sector | | | | | | | | | | | | |
| Al-Ameen for Financial Invest | VAMF | 1.000 | 1.000 | 1.000 | 1.000 | 1.000 | 1.000 | 1.000 | 0.00 | 1 | 2,939 | 2,939 |
| Total Of Investment Sector | | | | | | | | | | 1 | 2,939 | 2,939 |
| Services Sector | | | | | | | | | | | | |
| Al-Ameen Estate Investment | SAEI | 2.350 | 2.350 | 2.350 | 2.350 | 2.350 | 2.350 | 2.350 | 0.00 | 1 | 1,000 | 2,350 |
| Total Of Services Sector | | | | | | | | | | 1 | 1,000 | 2,350 |
| Industry Sector | | | | | | | | | | | | |
| Fallujah for construction Ma | IFCM | 3.450 | 3.450 | 3.400 | 3.420 | 3.450 | 3.400 | 3.450 | -1.45 | 5 | 1,500,000 | 5,125,000 |
| Total Of Industry Sector | | | | | | | | | | 5 | 1,500,000 | 5,125,000 |
| Hotels Sector | | | | | | | | | | | | |
| Ashour Hotel | HASH | 18.250 | 18.250 | 18.250 | 18.250 | 18.110 | 18.250 | 18.110 | 0.770 | 1 | 25,000 | 456,250 |
| Total Of Hotels Sector | | | | | | | | | | 1 | 25,000 | 456,250 |
| Total of Non Regular | | | | | | | | | | 24 | 14,616,161 | 13,944,069 |

Undisclosed Platform Companies Bulletin (122)

| Company Name | Code | opening Price | highest price | lowest price | Average price | Prev Average price | Closing Price | prev closing price | change (%) | No.of Trades | Traded Volume | Traded Value |
|---------------------------------|------|---------------|---------------|--------------|---------------|--------------------|---------------|--------------------|------------|--------------|---------------|--------------|
| Services Sector | | | | | | | | | | | | |
| General Transportation | SIGT | 0.960 | 0.970 | 0.960 | 0.970 | 0.960 | 0.970 | 0.960 | 1.04 | 2 | 1,000,000 | 965,000 |
| Total Of Banks Sector | | | | | | | | | | 2 | 1,000,000 | 965,000 |
| Industry Sector | | | | | | | | | | | | |
| Electronic Industries | IELI | 0.700 | 0.700 | 0.700 | 0.700 | 0.710 | 0.700 | 0.710 | -1.41 | 2 | 3,000,000 | 2,100,000 |
| Al-Hilal Industries | IHLI | 1.040 | 1.040 | 1.040 | 1.040 | 1.080 | 1.040 | 1.080 | -3.70 | 1 | 50,000 | 52,000 |
| Iraqi Carton Manufacturies | IICM | 1.350 | 1.350 | 1.350 | 1.350 | 1.330 | 1.350 | 1.330 | 1.50 | 4 | 1,645,054 | 2,220,823 |
| The Light Industries | ITLI | 0.690 | 0.700 | 0.690 | 0.700 | 0.690 | 0.700 | 0.690 | 1.45 | 13 | 3,368,541 | 2,347,793 |
| Total Of Industry Sector | | | | | | | | | | 20 | 8,063,595 | 6,720,616 |
| Total of un disclosed | | | | | | | | | | 22 | 9,063,595 | 7,685,616 |
| Grand Total | | | | | | | | | | 454 | 892,120,161 | 671,092,944 |

Iraq Stock Exchange
Non Iraqis' Bulletin Monday July 8 2024
Regular Market



Non Iraqi Trading of Regular Market (Buy)

| Company Names | Code | No.of trades | Traded Shares | Trading Volume |
|--------------------------|------|--------------|----------------|------------------|
| Banks Sector | | | | |
| Bank Of Baghdad | BBOB | 4 | 317,248 | 933,042 |
| Al-Mansour Bank | BMNS | 2 | 116,400 | 154,812 |
| Total Bank sector | | 6 | 433,648 | 1,087,854 |
| Grand Total | | 6 | 433,648 | 1,087,854 |

Non Iraqi Trading of Regular Market (Sell)

| Company Names | Code | No.of trades | Traded Shares | Trading Volume |
|--------------------------|------|--------------|-------------------|-------------------|
| Banks Sector | | | | |
| Bank Of Baghdad | BBOB | 19 | 25,616,584 | 75,625,371 |
| Total Bank sector | | 19 | 25,616,584 | 75,625,371 |
| Grand Total | | 19 | 25,616,584 | 75,625,371 |

Iraq Stock Exchange

Monday 8/7/20244



Not Trading OTC

| Company Name | Code | Previous Average price |
|------------------|------|------------------------|
| Rabee Securities | FRSE | — |
| Karmal Brokerage | FKSX | 10.000 |



Not Trading Bonds Bulletin

| Bond type | Publish type | Code | last trading price | immortilize date |
|---------------------------|--------------|------|--------------------|------------------|
| Banaa Bonds / million ID | First | CB10 | 1030000 | 12/10/2025 |
| Banaa Bonds / million ID | second | CB20 | 964981 | 19/12/2025 |
| Amara Bonds /500 thousand | First | CB25 | — | 10/09/2025 |
| Amara Bonds /Million ID | First | CB30 | 984000 | 10/09/2027 |
| Amara Bonds /500 thousand | Second | CB35 | — | — |
| Amara Bonds /Million ID | Second | CB40 | — | — |
| Amara Bonds /500 thousand | Third | CB45 | — | — |
| Amara Bonds /Million ID | Third | CB50 | — | — |

Iraq Stock Exchange non trading companies on Monday 8/7/2024

| Company Names | Code | Previous Average Price | Closing Price |
|-------------------------------------------|------|------------------------|---------------|
| Banking Sector | | | |
| Asia Al Iraq Islamic Bank | BAIB | 0.900 | 0.900 |
| Cihan Islamic Bank | BCIH | 2.200 | 2.200 |
| National Islamic Bank | BNAI | 0.620 | 0.620 |
| Elaf Islamic Bank | BELF | 0.440 | 0.440 |
| Al-Taif Islamic Bank | BTIB | 0.690 | 0.690 |
| Kurdistan International Bank | BKUI | 1.000 | 1.000 |
| Union Bank of Iraq | BUOI | 0.220 | 0.220 |
| Middle East Bank | BIME | 0.100 | 0.100 |
| Economy Bank | BEFI | 0.230 | 0.230 |
| Investment Bank of Iraq | BIBI | 0.340 | 0.340 |
| United Bank | BUND | 0.080 | 0.080 |
| Telecommunication Sector | | | |
| Al-Khatem Telecoms | TZNI | 2.540 | 2.540 |
| Insurance Sector | | | |
| Al-Ameen for Insurance | NAME | 0.650 | 0.650 |
| Dar Al-Salam for Insurance | NDSA | 0.780 | 0.780 |
| Services Sector | | | |
| Al-Nukhba for construction | SNUC | 0.650 | 0.650 |
| Rehab Karbala | HKAR | 0.700 | 0.700 |
| Kharkh Tour Amuzement City | SKTA | 4.400 | 4.400 |
| Baghdad -Iraq Transportation | SBPT | 41.000 | 41.000 |
| Industry Sector | | | |
| Al-Mansour Pharmaceuticals | IMAP | 1.820 | 1.820 |
| Iraqi Engineering Works | IIEW | 3.980 | 4.000 |
| Al -Khazer Road for Construction Material | IKHC | 2.100 | 2.100 |
| Metallic Industries and Bicycles | IMIB | 2.000 | 2.000 |
| Hotels Sector | | | |
| Babylon Hotel | HBAY | 105.030 | 105.030 |
| Tourist Village of Mosul dam | HTVM | 11.000 | 11.000 |
| Baghdad Hotel | HBAG | 10.750 | 10.850 |
| Agriculture Sector | | | |
| Babil Animal&vegetable Products | ABAP | - | - |
| Modern for Animal Production | AMAP | 0.500 | 0.500 |
| Iraqi Agricultural Products | AIRP | 24.000 | 24.000 |
| Al-Ahlyia agricultural production | AAHP | 0.900 | 0.900 |
| Company Names | Code | Previous Average Price | Closing Price |
| Banks Sector | | | |
| World Islamic Bank | BWOR | 1.000 | 1.000 |
| Arabiya Islamic Bank | BAAI | 1.000 | 1.000 |
| Al-Qurtas Islamic Bank | BQUR | 1.000 | 1.000 |
| Arabiya Islamic Bank | BAAI | 1.000 | 1.000 |
| Ameen Al Iraq Islamic Bank | BAME | 1.000 | 1.000 |
| Al- Qabidh Islamic Bank | BQAB | 0.240 | 0.240 |
| Al Anssari Islamic Bank | BANS | 1.000 | 1.000 |
| Erbil Bank | BERI | 0.110 | 0.110 |
| AL- Mashreq al-Arabi Islamic Bank | BAMS | - | - |
| Erbil Bank | BERI | 0.110 | 0.110 |
| Trust International Islamic Bank | BTRU | 0.750 | 0.750 |
| Al Janoob Islamic Bank Investment | BJAB | 1.000 | 1.000 |
| Al Mustashar Bank | BMUI | 1.000 | 1.000 |
| Region Trade Bank | BRTB | 1.000 | 1.000 |
| Trans Iraq Bank for Investment | BTRI | 0.700 | 0.700 |
| Iraq Noor Islamic Bank | BINI | 0.990 | 0.990 |
| Zain Al-Iraq Islamic Bank | BZII | 0.340 | 0.340 |
| Insurance Sector | | | |

| | | | |
|---------------------------------------------|-------------|-------------------------------|----------------------|
| Al -Hamraa Insurance | NHAM | 0.900 | 0.900 |
| Investment Sector | | | |
| Al-Zawraa for Financial Investment | VZAF | 0.180 | 0.180 |
| AL-Wiaam for Financial Investment | VWIF | 0.350 | 0.350 |
| Bain Al-Nahrain Financial Investment | VMES | 0.900 | 0.900 |
| Industry Sector | | | |
| Modern chemical industries | IMCI | 100.000 | 100.000 |
| National Furniture Industries | IHFI | 2.300 | 2.300 |
| Baghdad for Packing Materials | IBPM | 2.800 | 2.800 |
| Agriculture Sector | | | |
| Al-Ribas for Poultry and Fodder | AREB | - | - |
| Company Names | Code | Previous Average Price | Closing Price |
| Banks Sector | | | |
| Babylon Bank | BBAY | 0.070 | 0.070 |
| Investment Sector | | | |
| AL- Batek Investment | VBAT | 0.380 | 0.380 |
| Alkhair for financial Investment | VKHF | 0.200 | 0.200 |
| Services Sector | | | |
| AL-Badia for General Trans | SBAG | 0.600 | 0.600 |
| Industry Sector | | | |
| Modern Construction Materials | IMCM | 0.520 | 0.520 |
| Hotels Sector | | | |
| Palestine Hotel | HPAL | 21.000 | 21.000 |
| Al-Sadeer Hotel | HSAD | 28.750 | 28.750 |

Iraq Stock Exchange Suspended Companies

| | | |
|------------------------------|------------|---------------------------------------------------------------------------------------------------|
| Al-Rajih Islamic Bank (BRAJ) | 19/09/2021 | The trading suspended for not produce the Annual disclosure for 2020 at closing price (1.000) ID. |
| North Bank (BNOR) | 31/10/2022 | The trading suspended by ISC decision at closing price (0.070) ID. |

Iraq Stock Exchange News of listed companies Monday 8/7/2024

Companies News

| | |
|-----------------------------------|--------------------------------------------------------------------------------------------------------------------------------------------------------------------------------------------------------|
| Iraqi For Tufted Carpets(IITC) | General Assembly Meeting will be hold on Sunday 14/7/2024 at the Iraqi Economic Union to discuss financial statement of 2023 . Trading has been suspend on Tuesday 9/7/2024 . |
| National Chemical &Plastic (INCP) | General Assembly Meeting will be hold on Tuesday 23/7/2024 at the Iraqi Economic Union to discuss financial statement of 2022, discuss the deficit . Trading has been suspend on Wednesday 17/7/2024 . |
| Al -Hamraa Insurance (NHAM) | General Assembly Meeting will be hold on Wednesday 24/7/2024 at the the company to discuss financial statement of 2022, elect new board . Trading has been suspend on Sunday 21/7/2024 . |
| Al-Taif Islamic Bank(BTIB) | General Assembly Meeting will be hold on Sunday 28/7/2024 at the company to discuss financial statement of 2023, discuss the cash dividend . Trading has been suspend on Tuesday 23/7/2024 . |

out of trading

| | |
|---------------------------------------|---------------------------------------------------------------------------------------------------------------------------------------------------------------------------------------------------------------------------------------------------------------------------------------------------------------------------|
| Iraqi Land Transport (SILT) | General Assembly Meeting will be hold on Wednesday 6/3/2024 at the Trade Ministry VIP Hall to resign the current board of Administration and elect new five board of Administration .Trading has been suspend on Sunday 3/3/2024. |
| International Development Bank(ED) | General Assembly Meeting will be hold on Tuesday 4/6/2024 at the company Al Mansour Branch to discuss financial statement of 2023 ,cash dividend , increasing in company capital from 300 billion to 400 billion according to 56/ Fourth. Trading has been suspend on Tuesday 4/6/2024 . |
| Ibdaa Al-Sharq Al-Awsat (SIBD) | General Assembly Meeting will be hold on Tuesday 11/6/2024 at the Iraqi Middle East Bank to resign the Auditors and elect new one . Trading has been suspend onThursday 6/6/2024 . |
| Gulf Insurance(NGIR) | General Assembly Meeting will be hold on Sunday 30/6/2024 at AlHunting Club to discuss reduce the board of Council Administration from seven to five and election new five . Trading has been suspend on Monday 24/6/2024 . |
| Alahliya For Insurance(NAHF) | General Assembly Meeting will be hold on Tuesday 2/7/2024 at the company to discuss financial statement of 2022 , discuss the deficit, elect five members of Administration council, increasingin company capital from 7 billion to 15 billion according to (55/first) . Trading has been suspend on Thursday 27/6/2024 . |
| Al-Kindi of Veterinary Vaccines(IKLV) | General Assembly Meeting will be hold on Wednesday 3/7/2024 at Athe company to elect new five board of Council Administration . Trading has been suspend on Sunday 30/6/2024 . |
| Region Trade Bank(BRTB) | General Assembly Meeting will be hold on Thursday 4/7/2024 at Athe company to elect new seven board of Council Administration . Trading has been suspend on Monday 1/7/2024 . |