

Iraq Stock Exchange

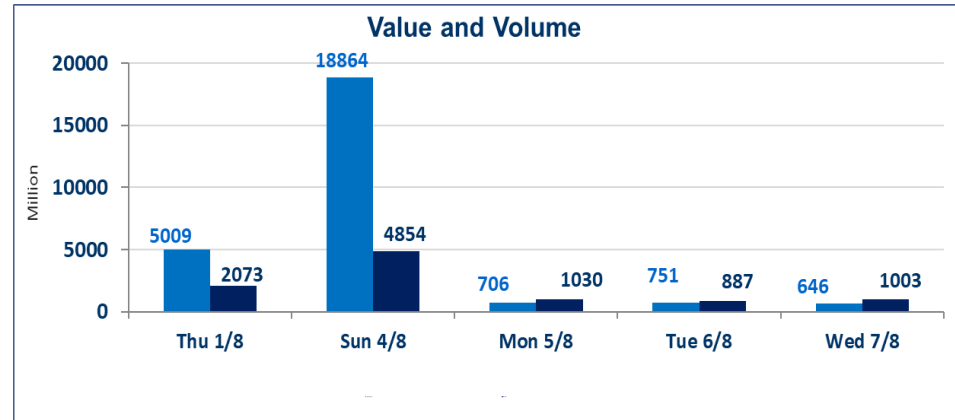
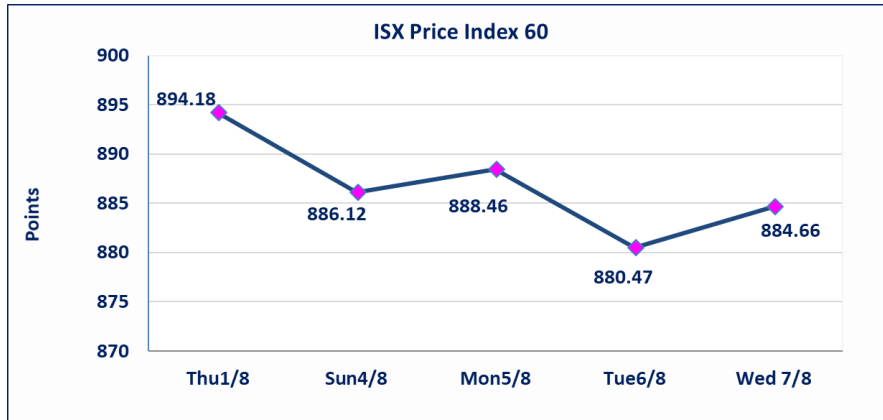
Trading Session Wednesday 7/8/2024

Traded Volume	646,557,264
ISX Index 60	884.66
Previous ISX Index60	880.47
Change %	0.48
Change	4.19
Listed Companies	103
Traded Companies	42
General Assembly Co.	1
Suspended Co.	4



Bulletin No (143) of 2024

Traded Value	1,003,672,335	Traders 626
ISX Index 15	990.48	
Previous ISX Index15	993.06	
Change %	-0.26	
Change	-2.58	
Non Traded Co.	56	
High Companies	6	
Low Companies	12	
Un Listed Companies O'	2	



Gainers

Company Name	Closing Price	Change (%)	Traded Volume
Middle East Bank	0.100	11.11	35,815,229
Iraqi Marketing Date	1.950	7.14	60,501,346
National Chemical &Plastic	1.760	2.92	93,669
Bank of Baghdad	2.900	1.75	94,073,876
Al-Mansour Pharmaceuticals	1.900	1.06	11,253,000

Losers

Company Name	Closing Price	Change (%)	Traded Volume
Dar Al-Salam for Insurance	0.770	-6.10	9,500,000
Al -Hamraa Insurance	0.800	-5.88	6,999,145
Iraqi For Tufted Carpets	14.500	-3.33	5,900
Ishtar Hotel	9.460	-2.97	2,668,500
Al-Hilal Industries	1.140	-2.56	6,956,162

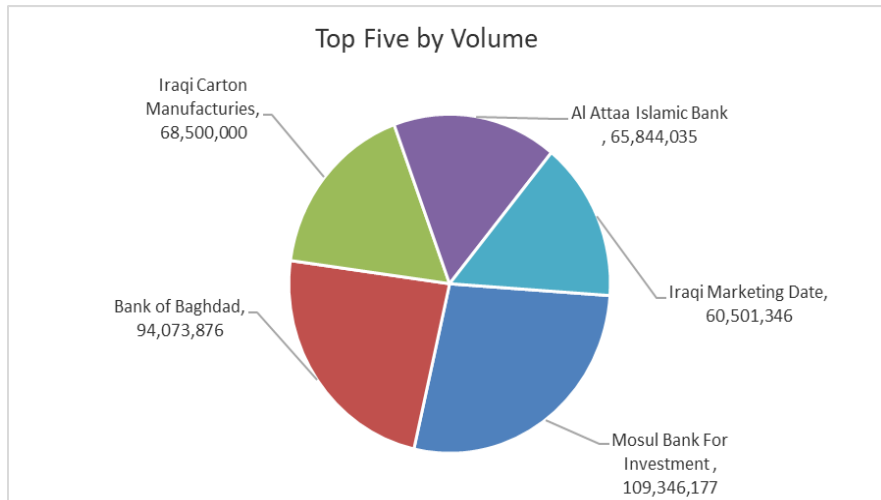
Traded Volume

Company Name	Closing Price	Change (%)	Traded Volume
Mosul Bank For Investment	0.180	0.00	109,346,177
Bank of Baghdad	2.900	1.75	94,073,876
Iraqi Carton Manufacturies	1.590	0.00	68,500,000
Al Attaa Islamic Bank	0.130	0.00	65,844,035
Iraqi Marketing Date	1.950	7.14	60,501,346

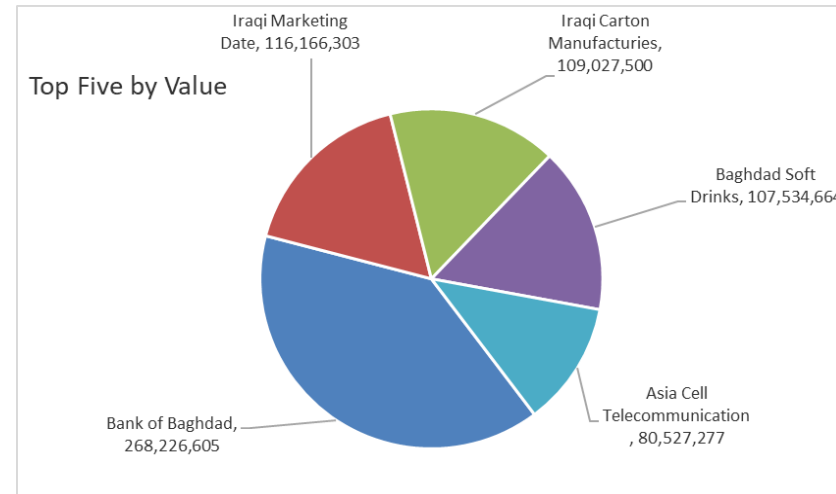
Traded Value

Company Name	Closing Price	Change (%)	Traded Value
Bank of Baghdad	2.900	1.75	268,226,605
Iraqi Marketing Date	1.950	7.14	116,166,303
Iraqi Carton Manufacturies	1.590	0.00	109,027,500
Baghdad Soft Drinks	4.430	-0.45	107,534,664
Asia Cell Telecommunication	9.340	-0.21	80,527,277

Top Five by Volume



Top Five by Value



Regular Market Bulletin No (143)

Company Name	Code	opening Price	highest price	lowest price	Average price	Prev Average price	Closing Price	prev closing price	change (%)	No.of Trades	Traded Volume	Traded Value
Banks Sector												
Ashur International Bank	BASH	0.290	0.290	0.290	0.290	0.290	0.290	0.290	0.00	3	626,273	181,619
Bank of Baghdad	BBOB	2.830	2.900	2.820	2.850	2.850	2.900	2.850	1.75	91	94,073,876	268,226,605
Cihan Islamic Bank	BCIH	2.030	2.030	2.030	2.030	2.030	2.030	2.030	0.00	2	500,000	1,015,000
Commercial Bank of Iraq	BCOI	0.810	0.810	0.810	0.810	0.810	0.810	0.810	0.00	4	1,451,272	1,175,530
Economy Bank	BEFI	0.220	0.220	0.220	0.220	0.220	0.220	0.220	0.00	1	10,000	2,200
Elaf Islamic Bank	BELF	0.440	0.440	0.440	0.440	0.440	0.440	0.440	0.00	1	1,000	440
Gulf Commercial Bank	BGUC	0.320	0.320	0.320	0.320	0.320	0.320	0.320	0.00	11	19,613,159	6,276,211
Investment Bank of Iraq	BIBI	0.330	0.330	0.330	0.330	0.330	0.330	0.330	0.00	1	500,000	165,000
Iraqi Islamic Bank	BIIB	1.110	1.110	1.110	1.110	1.110	1.110	1.110	0.00	12	8,203,781	9,106,197
Middle East Bank	BIME	0.100	0.100	0.100	0.100	0.100	0.100	0.090	11.11	16	35,815,229	3,581,523
Mosul Bank For Investmen	BMFI	0.180	0.180	0.180	0.180	0.180	0.180	0.180	0.00	10	109,346,177	19,682,312
Al -Mansour Bank	BMNS	1.350	1.370	1.350	1.360	1.360	1.370	1.360	0.74	23	51,047,528	69,340,663
National Bank of Iraq	BNOI	2.480	2.480	2.450	2.460	2.490	2.450	2.490	-1.61	16	3,474,173	8,542,728
Sumer Commerical Bank	BSUC	0.090	0.090	0.090	0.090	0.090	0.090	0.090	0.00	6	10,522,421	947,018
Total Of Banks Sector										197	335,184,889	388,243,046
Telecommunication Sector												
Asia Cell Telecommunicati	TASC	9.330	9.350	9.250	9.330	9.360	9.340	9.360	-0.21	65	8,633,977	80,527,277
Total Of Telecommunicati										65	8,633,977	80,527,277
Insurance Sector												
Al-Ameen for Insurance	NAME	0.620	0.620	0.620	0.620	0.630	0.620	0.630	-1.59	2	502,000	311,240
Dar Al-Salam for Insurance	NDSA	0.800	0.800	0.770	0.780	0.820	0.770	0.820	-6.10	4	9,500,000	7,397,000
Total Of Insurance Sector										6	10,002,000	7,708,240
Services Sector												
Kharkh Tour Amuzement O	SKTA	3.950	3.950	3.950	3.950	3.950	3.950	3.950	0.00	2	75,165	296,902
Rehab Karbala	HKAR	0.600	0.600	0.600	0.600	0.600	0.600	0.600	0.00	1	1,000	600
Total Of Services Sector										3	76,165	297,502
Industrv Sector												
Baghdad Soft Drinks	IBSD	4.450	4.450	4.380	4.410	4.450	4.430	4.450	-0.45	54	24,400,918	107,534,664
Iraqi Marketing Date	IIDP	1.750	1.990	1.750	1.920	1.670	1.950	1.820	7.14	121	60,501,346	116,166,303
Iraqi Engineering Works	IIEW	4.200	4.200	4.200	4.200	4.200	4.200	4.200	0.00	2	1,745	7,329
Iraqi For Tufted Carpets	IITC	14.500	14.500	14.500	14.500	14.760	14.500	15.000	-3.33	1	5,900	85,550
Al-Kindi of Veterinary Vacc	IKLV	1.620	1.620	1.620	1.620	1.610	1.620	1.620	0.00	1	6,000,000	9,720,000
Al-Mansour Pharmaceutica	IMAP	1.890	1.900	1.880	1.890	1.890	1.900	1.880	1.06	22	11,253,000	21,280,640
Modern Sewing	IMOS	8.700	8.700	8.700	8.700	8.750	8.700	8.700	0.00	1	50,000	435,000
National Chemical &Plastic	INCP	1.700	1.760	1.700	1.730	1.710	1.760	1.710	2.92	2	93,669	162,237
Ready Made Clothes	IRMC	3.350	3.350	3.350	3.350	3.400	3.350	3.400	-1.47	2	87,499	293,122
Total Of Industry Sector										206	102,394,077	255,684,846
Hotels Sector												
Baghdad Hotel	HBAG	11.000	11.000	11.000	11.000	11.010	11.000	11.000	0.00	2	100,000	1,100,000
Ishtar Hotel	HISH	9.600	9.600	9.450	9.520	9.750	9.460	9.750	-2.97	20	2,668,500	25,403,010
Total Of Hotels Sector										22	2,768,500	26,503,010
Agriculture Sector												
Agricultural Products Meat	AIPM	5.400	5.400	5.250	5.320	5.410	5.300	5.400	-1.85	5	888,971	4,729,453
Iraqi for Seed Production	AISP	9.500	9.550	9.450	9.490	9.870	9.460	9.650	-1.97	57	7,800,000	74,060,250
Middle East for Production	AMEF	7.500	7.500	7.490	7.500	7.500	7.500	7.500	0.00	4	262,944	1,971,986
Total Of Agriculture Sector										66	8,951,915	80,761,688
Total Of Regular										565	468,011,523	839,725,608

Non Regular Market Bulletin No (142)

Company Name	Code	opening Price	highest price	lowest price	Average price	Prev Average price	Closing Price	prev closing price	change (%)	No.of Trades	Traded Volume	Traded Value
Banks Sector												
Al Attaa Islamic Bank	BLAD	0.130	0.130	0.130	0.130	0.130	0.130	0.130	0.00	17	65,844,035	8,559,725
Credit Bank	BROI	0.840	0.840	0.840	0.840	0.840	0.840	0.840	0.00	2	1,001,000	840,840
Total Of Banks Sector										19	66,845,035	9,400,565
Insurance Sector												
Al -Hamraa Insurance	NHAM	0.800	0.800	0.800	0.800	0.850	0.800	0.850	-5.88	9	6,999,145	5,599,316
Total Of Insurance Sector										9	6,999,145	5,599,316
Industry Sector												
Baghdad for Packing Mate	IBPM	2.800	2.800	2.800	2.800	2.800	2.800	2.800	0.00	1	5,000,000	14,000,000
Fallujah for construction M	IIFCM	3.500	3.500	3.500	3.500	3.500	3.500	3.500	0.00	1	1,500	5,250
Total Of Industry Sector										2	5,001,500	14,005,250
Total of Non Regular										30	78,845,680	29,005,131

Undisclosed Platform Companies Bulletin (143)

Company Name	Code	opening Price	highest price	lowest price	Average price	Prev Average price	Closing Price	prev closing price	change (%)	No.of Trades	Traded Volume	Traded Value
Industry Sector												
Electronic Industries	IELI	0.800	0.800	0.790	0.800	0.800	0.800	0.800	0.00	3	11,016,380	8,793,104
Al-Hilal Industries	IHLI	1.180	1.180	1.140	1.150	1.190	1.140	1.170	-2.56	12	6,956,162	8,000,725
Iraqi Carton Manufacturies	IICM	1.590	1.620	1.590	1.590	1.590	1.590	1.590	0.00	6	68,500,000	109,027,500
The Light Industries	ITLI	0.690	0.690	0.680	0.690	0.700	0.690	0.690	0.00	10	13,227,519	9,120,268
Total Of Industry Sector										31	99,700,061	134,941,597
Total of										31	99,700,061	134,941,597
Grand Total										626	646,557,264	1,003,672,335

Iraq Stock Exchange non trading companies on Wednesday 7/8/2024

Company Names	Code	Previous Average Price	Closing Price
Banking Sector			
Asia Al Iraq Islamic Bank	BAIB	0.900	0.900
Al-Taif Islamic Bank	BTIB	0.840	0.850
National Islamic Bank	BNAI	0.570	0.570
Kurdistan International Bank	BKUI	1.260	1.260
United Bank	BUND	0.070	0.080
Union Bank of Iraq	BUOI	0.220	0.220
TelecommunicationSector			
Al-Khatem Telecoms	TZNI	2.440	2.440
Industry Sector			
Al -Khazer Road for Construction Mate	IKHC	2.100	2.100
Metallic Industries and Bicycles	IMIB	2.000	2.000
Services Sector			
Baghdad -Iraq Transportation	SBPT	43.000	43.000
Al-Mosul for funfairs	SMOF	8.100	8.100
Mamoura Realestate Investment	SMRI	5.530	5.650
Al-Nukhba for construction	SNUC	0.660	0.660
Hotels Sector			
Tourist Village of Mosul dam	HTVM	11.000	11.000
Babylon Hotel	HBAY	101.000	101.000
Al-Mansour Hotel	HMAN	42.000	42.000
National for Tourist Investment	HNTI	11.500	11.500
Agriculture Sector			
Al-Ahlyia agricultural production	AAHP	0.930	0.930
Babil Animal&vegetable Products	ABAP	1.000	1.000
Iraqi Agricultural Products	AIRP	20.260	20.260
Company Names	Code	Previous Average Price	Closing Price
Banks Sector			
World Islamic Bank	BWOR	1.000	1.000
International Development Bank	BIDB	1.000	1.000
Al-Qurtas Islamic Bank	BQUR	1.000	1.000
Arabiya Islamic Bank	BAAI	1.000	1.000
Al- Qabidh Islamic Bank	BQAB	0.240	0.240
AL- Mashreq al-Arabi Islamic Bank	BAMS	—	—
Trust International Islamic Bank	BTRU	0.750	0.750
Al Janoob Islamic Bank Investment	BJAB	1.000	1.000
Al Mustashar Bank	BMUI	1.000	1.000
Region Trade Bank	BRTB	1.000	1.000
Iraq Noor Islamic Bank	BINI	0.700	0.700
Zain Al-Iraq Islamic Bank	BZII	0.340	0.340
Ameen Al Iraq Islamic Bank	BAME	1.000	1.000
Al Anssari Islamic Bank	BANS	1.000	1.000
Erbil Bank	BERI	0.110	0.110
International Islamic Bank	BINT	0.350	0.350
Trans Iraq Bank for Investment	BTRI	0.740	0.740
Company Names	Code	Previous Average Price	Closing Price
Insurance Sector			
Alahliya For Insurance	NAHF	0.310	0.310

Investment Sector			
Al-Zawraa for Financial Investment	VZAF	0.180	0.180
Al-Ameen for Financial Investment	VAMF	1.000	1.000
AL-Wiaam for Financial Investment	VWIF	0.350	0.350
Bain Al-Nahrain Financial Investment	VMES	0.900	0.900
Services Sector			
Ibdaa Al-Sharq Al-Awsat	SIBD	1.000	1.000
Al-Ameen Estate Investment	SAEI	2.360	2.360
Industry Sector			
Modern chemical industries	IMCI	100.000	100.000
National Furniture Industries	IHFI	2.300	2.300
Agriculture Sector			
Al-Ribas for Poultry and Fodder	AREB	—	—
Hotels Sector			
Ashour Hotel	HASH	20.290	21.000
Company Names	Code	Previous Average Price	Closing Price
Banks Sector			
Babylon Bank	BBAY	0.070	0.070
Industry Sector			
Modern Construction Materials	IMCM	0.490	0.490
Services Sector			
AL-Badia for General Trans	SBAG	0.560	0.690
General Transportation	SIGT	0.960	0.960
Investment Sector			
AL- Batek Investment	VBAT	0.380	0.380
Alkhair for financial Investment	VKHF	0.240	0.240
Hotels Sector			
Al-Sadeer Hotel	HSAD	28.750	28.750
Palestine Hotel	HPAL	21.000	21.000



Non Iraqi Trading of Regular Market (Sell)

Company Names	Code	No.of trades	Traded Shares	Trading
Banks Sector				
Bank Of Baghdad	BBOB	25	50,000,000	142,450,000
Total Bank sector		25	50,000,000	142,450,000
Industry Sector				
Baghdad Soft Drinks	IBSD	7	10,000,000	44,140,000
Total Industry sector		7	10,000,000	44,140,000
Telecommunication Sector				
Asia cell	TASC	17	2,700,000	25,162,500
Total Telecommunication sector		17	2,700,000	25,162,500
Grand Total		49	62700000	211752500



Not Trading Bonds Bulletin

Bond type	Publish type	Code	last trading price	immortilize date
Banaa Bonds / million ID	First	CB10	1030000	12/10/2025
Banaa Bonds / million ID	second	CB20	964981	19/12/2025
Amara Bonds /500 thousand	First	CB25	———	10/09/2025
Amara Bonds /Million ID	First	CB30	984000	10/09/2027
Amara Bonds /500 thousand	Second	CB35	———	———
Amara Bonds /Million ID	Second	CB40	———	———
Amara Bonds /500 thousand	Third	CB45	———	———
Amara Bonds /Million ID	Third	CB50	———	———

Iraq Stock Exchange

Wednesday 7/8/2024



Not Trading OTC

Company Name	Code	Previous Average price
Rabee Securities	FRSE	—
Karmal Brokerage	FKSX	—

Iraq Stock Exchange Suspended Companies

Al-Rajih Islamic Bank (BRAJ)	19/09/2021	The trading suspended for not produce the Annual disclosure for 2020 at closing price (1.000) ID.
North Bank (BNOR)	31/10/2022	The trading suspended by ISC decision at closing price (0.070) ID.
Gulf Insurance (NGIR)	14/07/2024	The trading suspended for not produce the quarterly disclosure for the first quarter of 2024 at closing price (0.420) ID.
Modern for Animal Production (AMA)	14/07/2024	The trading suspended for not produce the quarterly disclosure for the first quarter of 2024 at closing price (0.500) ID.

Iraq Stock Exchange News of listed companies Wednesday 7/8/2024

Companies News

Economy Bank (BEFI)	General Assembly Meeting will be hold on Tuesday 13/8/2024 at the company to discuss financial statement of 2023, discuss the cash dividend.Trading has been suspend on Thursday 8/8/2024 .
Iraqi Marketing Date(IIDP)	General Assembly Meeting will be hold on Wednesday 14/8/2024 at the company to discuss financial statement of 2020,2021, discuss the cash dividendand loses ,discuss the deficit,elect 5 new members of Administration council .Trading has been suspend on Sunday 11/8/2024 .
Al-Hilal Industries (IHLI)	General Assembly Meeting will be hold on Thursday 15/8/2024 at the National Chemical &Plastic hall to discuss financial statement of 2018,2019 2020,2021 , discuss the cash dividendand loses ,discuss the deficit,elect 5 new members of Administration council .Trading has been suspend on Monday 12/8/2024 .
Alahliya For Insurance(NAHF)	General Assembly Meeting will be hold on Thursday 29/8/2024 at the company to discuss financial statement of 2023 , cash dividend . Trading has been suspend on Monday 26/8/2024 .
Dar Al-Salam for Insurance (NDSA)	General Assembly Meeting will be hold on Sunday 8/9/2024 at the company to discuss financial statement of 2023 , cash dividend . Trading has been suspend on Thursday 5/9/2024 .
Al Attaa Islamic Bank (BLAD)	General Assembly Meeting will be hold on Tuesday 10/9/2024 at the company to discuss financial statement of 2023 , cash dividend and the deficit . Trading has been suspend on Wednesday 3/9/2024 .
Baghdad Soft Drinks (IBSD)	General Assembly Meeting will be hold on Thursday 12/9/2024 at the Babylon Hotel to discuss financial statement of 2023 , cash dividend . Trading has been suspend on Monday 9/9/2024 .
out of trading	
Iraqi Land Transport (SILT)	General Assembly Meeting will be hold on Wednesday 6/3/2024 at the Trade Ministry VIP Hall to resign the current board of Administration and elect new five board of Administration .Trading has been suspend on Sunday 3/3/2024.