

Iraq Stock Exchange

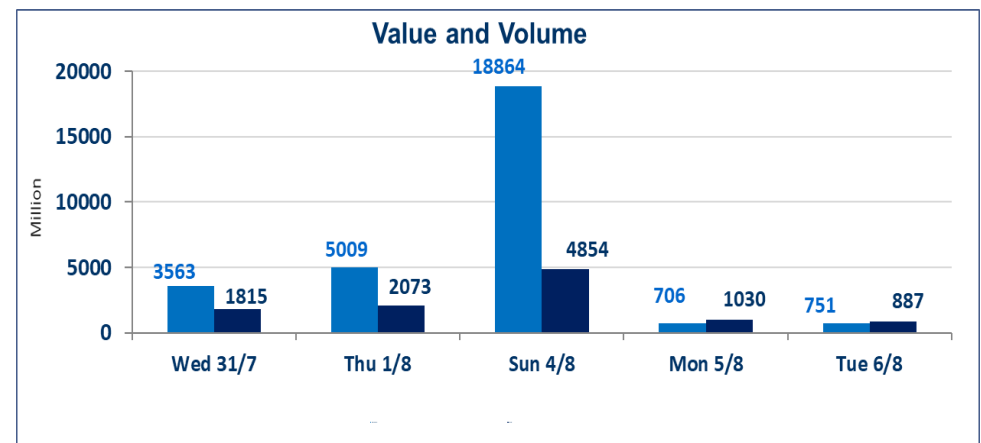
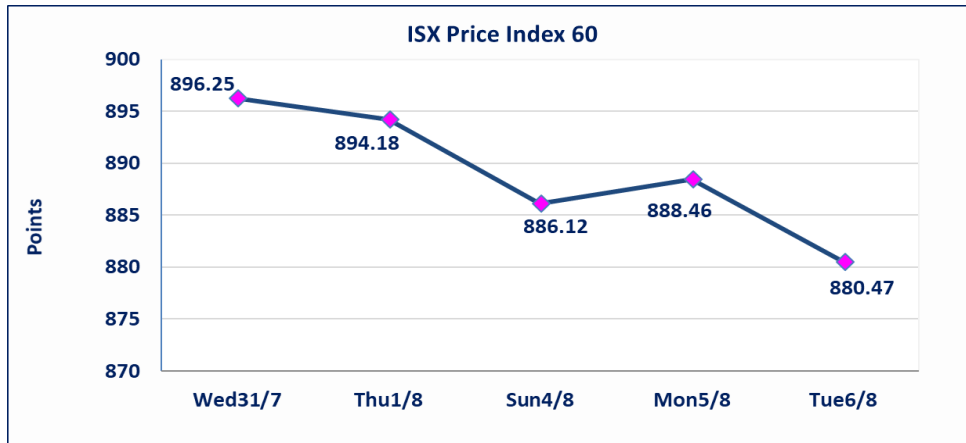
Trading Session Tuesday 6/8/2024 -

Traded Volume	751,710,772
ISX Index 60	880.47
Previous ISX Index60	888.46
Change %	-0.9
Change	-7.99
Listed Companies	103
Traded Companies	49
General Assembly Co.	2
Suspended Co.	4



Bulletin No (142) of 2024

Traded Value	887,609,603	Traders 718
ISX Index 15	993.06	
Previous ISX Index15	1006.14	
Change %	-1.3	
Change	-13.08	
Non Traded Co.	48	
High Companies	6	
Low Companies	23	
Un Listed Companies O	2	



Gainers

Company Name	Closing Price	Change (%)	Traded Volume
Iraqi Marketing Date	1.820	13.75	41,453,392
Ashur International Bank	0.290	3.57	7,500,000
Iraqi For Tufted Carpets	15.000	2.74	523,000
Al-Kindi of Veterinary Vaccines	1.620	2.53	1,334,187
Al-Nukhba for construction	0.660	1.54	1,101,000

Losers

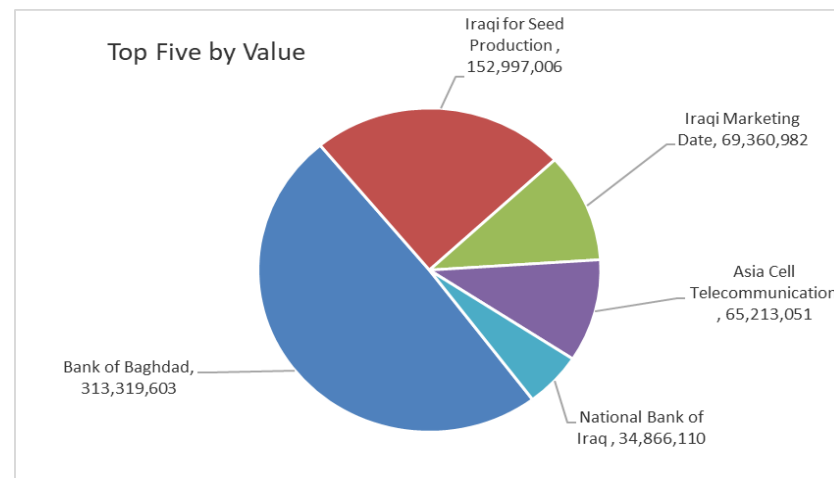
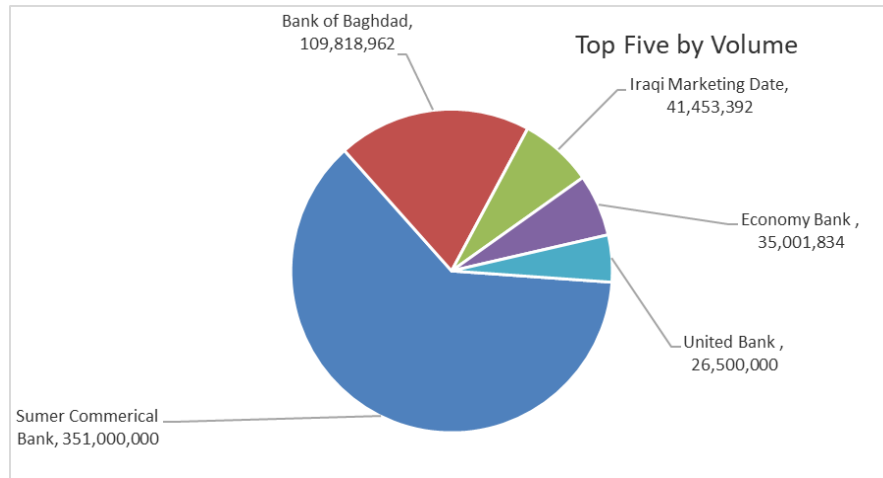
Company Name	Closing Price	Change (%)	Traded Volume
Middle East Bank	0.090	-10.00	8,000,000
Kharkh Tour Amuzement City	3.950	-8.14	50,000
Al Attaa Islamic Bank	0.130	-7.14	2,000,000
Al -Hamraa Insurance	0.850	-5.56	1,005,000
Economy Bank	0.220	-4.35	35,001,834

Traded Volume

Company Name	Closing Price	Change (%)	Traded Volume
Sumer Commerical Bank	0.090	0.00	351,000,000
Bank of Baghdad	2.850	-1.72	109,818,962
Iraqi Marketing Date	1.820	13.75	41,453,392
Economy Bank	0.220	-4.35	35,001,834
United Bank	0.080	0.00	26,500,000

Traded Value

Company Name	Closing Price	Change (%)	Traded Value
Bank of Baghdad	2.850	-1.72	313,319,603
Iraqi for Seed Production	9.650	-1.53	152,997,006
Iraqi Marketing Date	1.820	13.75	69,360,982
Asia Cell Telecommunication	9.360	-0.53	65,213,051
National Bank of Iraq	2.490	-0.40	34,866,110



Regular Market Bulletin No (142)



Company Name	Code	opening Price	highest price	lowest price	Average price	Prev Average price	Closing Price	prev closing price	change (%)	No.of Trades	Traded Volume	Traded Value
Banks Sector												
Ashur International Bank	BASH	0.290	0.290	0.290	0.290	0.280	0.290	0.280	3.57	5	7,500,000	2,175,000
Bank of Baghdad	BBOB	2.900	2.900	2.830	2.850	2.910	2.850	2.900	-1.72	127	109,818,962	313,319,603
Cihan Islamic Bank	BCIH	2.030	2.030	2.030	2.030	2.200	2.030	2.200	-7.73	2	500,000	1,015,000
Commercial Bank of Iraq	BCOI	0.810	0.810	0.810	0.810	0.810	0.810	0.820	-1.22	5	7,000,000	5,670,000
Economy Bank	BEFI	0.220	0.220	0.220	0.220	0.240	0.220	0.230	-4.35	9	35,001,834	7,700,403
Elaf Islamic Bank	BELF	0.440	0.440	0.440	0.440	0.440	0.440	0.440	0.00	1	14,288	6,287
Gulf Commercial Bank	BGUC	0.320	0.320	0.320	0.320	0.330	0.320	0.330	-3.03	2	6,000,000	1,920,000
Investment Bank of Iraq	BIBI	0.340	0.340	0.330	0.330	0.340	0.330	0.340	-2.94	7	7,470,725	2,465,739
Iraqi Islamic Bank	BIIB	1.110	1.110	1.110	1.110	1.110	1.110	1.110	0.00	9	6,656,236	7,388,422
Middle East Bank	BIME	0.100	0.100	0.090	0.100	0.100	0.090	0.100	-10.00	4	8,000,000	790,000
Kurdistan International Bank	BKUI	1.260	1.260	1.260	1.260	1.260	1.260	1.260	0.00	1	238,333	300,300
Mosul Bank For Investment	BMFI	0.180	0.180	0.180	0.180	0.180	0.180	0.180	0.00	12	17,501,000	3,150,180
Al -Mansour Bank	BMNS	1.370	1.370	1.360	1.360	1.370	1.360	1.370	-0.73	25	25,038,737	34,052,782
National Bank of Iraq	BNOI	2.520	2.520	2.480	2.490	2.510	2.490	2.500	-0.40	31	13,985,527	34,866,110
Sumer Commerical Bank	BSUC	0.090	0.090	0.080	0.090	0.090	0.090	0.090	0.00	64	351,000,000	31,580,000
United Bank	BUND	0.070	0.080	0.070	0.070	0.080	0.080	0.080	0.00	4	26,500,000	1,870,000
Union Bank of Iraq	BUOI	0.220	0.220	0.220	0.220	0.220	0.220	0.220	0.00	1	1,000	220
Total Of Banks Sector										309	622,226,642	448,270,047
Telecommunication Sector												
Asia Cell Telecommunication	TASC	9.390	9.390	9.350	9.360	9.410	9.360	9.410	-0.53	55	6,964,394	65,213,051
Al-Khatem Telecoms	TZNI	2.440	2.440	2.440	2.440	2.440	2.440	2.440	0.00	1	1,000	2,440
Total Of Telecommunication										56	6,965,394	65,215,491
Insurance Sector												
Dar Al-Salam for Insurance	NDSA	0.820	0.820	0.820	0.820	0.830	0.820	0.830	-1.20	1	10,000,000	8,200,000
Total Of Insurance Sector										1	10,000,000	8,200,000
Services Sector												
Baghdad -Iraq Transportati	SBPT	43.000	43.000	43.000	43.000	43.000	43.000	43.000	0.00	1	2,000	86,000
Kharkh Tour Amuzement C	SKTA	3.950	3.950	3.950	3.950	4.360	3.950	4.300	-8.14	1	50,000	197,500
Mamoura Realestate Invest	SMRI	5.520	5.650	5.520	5.530	5.800	5.650	5.800	-2.59	2	169,190	935,229
Al-Nukhba for construction	SNUC	0.650	0.660	0.650	0.660	0.650	0.660	0.650	1.54	4	1,101,000	726,650
Rehab Karbala	HKAR	0.600	0.600	0.600	0.600	0.600	0.600	0.600	0.00	1	390,000	234,000
Total Of Services Sector										9	1,712,190	2,179,379
Industry Sector												
Baghdad Soft Drinks	IBSD	4.450	4.450	4.450	4.450	4.480	4.450	4.450	0.00	15	5,726,305	25,482,057
Iraqi Marketing Date	IIDP	1.600	1.840	1.580	1.670	1.560	1.820	1.600	13.75	95	41,453,392	69,360,982
Iraqi For Tufted Carpets	IITC	14.750	15.000	14.750	14.760	14.600	15.000	14.600	2.74	3	523,000	7,720,000
Al-Kindi of Veterinary Vacc	IKLV	1.580	1.620	1.580	1.610	1.580	1.620	1.580	2.53	5	1,334,187	2,148,415
Al-Mansour Pharmaceutica	IMAP	1.890	1.910	1.880	1.890	1.890	1.880	1.880	0.00	18	6,697,728	12,654,695
Modern Sewing	IMOS	8.800	8.800	8.700	8.750	8.850	8.700	8.850	-1.69	4	200,000	1,750,000
National Chemical &Plastic	INCP	1.710	1.710	1.710	1.710	1.710	1.710	1.710	0.00	1	126,875	216,956
Ready Made Clothes	IRMC	3.400	3.400	3.400	3.400	3.400	3.400	3.400	0.00	4	514,005	1,747,617
Total Of Industry Sector										145	56,575,492	121,080,723
Hotels Sector												
Baghdad Hotel	HBAG	11.150	11.150	11.000	11.010	10.860	11.000	11.200	-1.79	2	326,010	3,590,012
Babylon Hotel	HBAY	101.000	101.000	101.000	101.000	105.000	101.000	105.000	-3.81	2	41,254	4,166,654
Ishtar Hotel	HISH	9.750	9.750	9.750	9.750	9.750	9.750	9.750	0.00	7	460,000	4,485,000
Total Of Hotels Sector										11	827,264	12,241,666

Agriculture Sector												
Agricultural Products Meat	AIPM	5.380	5.500	5.380	5.410	5.450	5.400	5.450	-0.92	14	3,903,289	21,110,761
Iraqi for Seed Production	AISP	9.800	10.120	9.650	9.870	9.530	9.650	9.800	-1.53	128	15,493,502	152,997,006
Total Of Agriculture Sector										142	19,396,791	174,107,766
Total Of Regular										673	717,703,773	831,295,071

Non Regular Market Bulletin No (141)

Company Name	Code	opening Price	highest price	lowest price	Average price	Prev Average price	Closing Price	prev closing price	change (%)	No.of Trades	Traded Volume	Traded Value
Banks Sector												
Al Attaa Islamic Bank	BLAD	0.130	0.130	0.130	0.130	0.130	0.130	0.140	-7.14	3	2,000,000	260,000
Credit Bank	BROI	0.840	0.840	0.840	0.840	0.860	0.840	0.860	-2.33	7	4,300,340	3,612,286
Total Of Banks Sector										10	6,300,340	3,872,286
Insurance Sector												
Al -Hamraa Insurance	NHAM	0.900	0.900	0.850	0.850	0.900	0.850	0.900	-5.56	3	1,005,000	854,500
Total Of Insurance Sector										3	1,005,000	854,500
Investment Sector												
Al-Ameen for Financial Inv	VAMF	1.000	1.000	1.000	1.000	1.000	1.000	1.000	0.00	1	13,719	13,719,000
Total Of Investment Sector										1	13,719	13,719
Industry Sector												
Baghdad for Packing Mate	IBPM	2.800	2.800	2.800	2.800	2.800	2.800	2.800	0.00	3	10,000,000	28,000,000
Fallujah for construction M	IIFCM	3.500	3.500	3.500	3.500	3.500	3.500	3.500	0.00	3	1,300,282	4,550,987
Total Of Industry Sector										6	11,300,282	32,550,987
Total of Non Regular										20	18,619,341	37,291,492

Undisclosed Platform Companies Bulletin (142)

Company Name	Code	opening Price	highest price	lowest price	Average price	Prev Average price	Closing Price	prev closing price	change (%)	No.of Trades	Traded Volume	Traded Value
Services Sector												
General Transportation	SIGT	0.960	0.960	0.960	0.960	0.960	0.960	0.960	0.00	1	6,950	6,672
Total Of Services Sector										1	6,950	6,672
Industry Sector												
Electronic Industries	IELI	0.790	0.800	0.790	0.800	0.790	0.800	0.800	0.00	2	326,933	260,277
Al-Hilal Industries	IHLI	1.230	1.230	1.170	1.190	1.220	1.170	1.210	-3.31	14	12,621,121	14,958,330
Iraqi Carton Manufacturies	IICM	1.600	1.600	1.590	1.590	1.610	1.590	1.600	-0.62	4	2,350,274	3,740,438
The Light Industries	ITLI	0.710	0.710	0.680	0.700	0.680	0.690	0.680	1.47	4	82,380	57,322
Total Of Industry Sector										24	15,380,708	19,016,368
Total of										25	15,387,658	19,023,040
Grand Total										718	751,710,772	887,609,603

Iraq Stock Exchange non trading companies on Tuesday 6/8/2024

Company Names	Code	Previous Average Price	Closing Price
Banking Sector			
Asia Al Iraq Islamic Bank	BAIB	0.900	0.900
Al-Taif Islamic Bank	BTIB	0.840	0.850
National Islamic Bank	BNAI	0.570	0.570
Insurance Sector			
Al-Ameen for Insurance	NAME	0.630	0.630
Industry Sector			
Al -Khazer Road for Construction Mate	IKHC	2.100	2.100
Iraqi Engineering Works	IIEW	4.200	4.200
Metallic Industries and Bicycles	IMIB	2.000	2.000
Services Sector			
Al-Mosul for funfairs	SMOF	8.100	8.100
Hotels Sector			
Tourist Village of Mosul dam	HTVM	11.000	11.000
Al-Mansour Hotel	HMAN	42.000	42.000
National for Tourist Investment	HNTI	11.500	11.500
Agriculture Sector			
Al-Ahlyia agricultural production	AAHP	0.930	0.930
Babil Animal&vegetable Products	ABAP	1.000	1.000
Iraqi Agricultural Products	AIRP	20.260	20.260
Middle East for Production- Fish	AMEF	7.500	7.500
Company Names	Code	Previous Average Price	Closing Price
Banks Sector			
World Islamic Bank	BWOR	1.000	1.000
Al-Qurtas Islamic Bank	BQUR	1.000	1.000
Arabiya Islamic Bank	BAAI	1.000	1.000
Al- Qabidh Islamic Bank	BQAB	0.240	0.240
AL- Mashreq al-Arabi Islamic Bank	BAMS	—	—
Trust International Islamic Bank	BTRU	0.750	0.750
Al Janoob Islamic Bank Investment	BJAB	1.000	1.000
Al Mustashar Bank	BMUI	1.000	1.000
Region Trade Bank	BRTB	1.000	1.000
Iraq Noor Islamic Bank	BINI	0.700	0.700
Zain Al-Iraq Islamic Bank	BZII	0.340	0.340
Ameen Al Iraq Islamic Bank	BAME	1.000	1.000
Al Anssari Islamic Bank	BANS	1.000	1.000
Erbil Bank	BERI	0.110	0.110
International Islamic Bank	BINT	0.350	0.350
Trans Iraq Bank for Investment	BTRI	0.740	0.740
Company Names	Code	Previous Average Price	Closing Price
Insurance Sector			
Alahliya For Insurance	NAHF	0.310	0.310
Investment Sector			
Al-Zawraa for Finanical Investment	VZAF	0.180	0.180
AL-Wiaam for Financial Investment	VWIF	0.350	0.350
Bain Al-Nahrain Financial Investment	VMES	0.900	0.900
Services Sector			
Ibdaa Al-Sharq Al-Awsat	SIBD	1.000	1.000
Al-Ameen Estate Investment	SAEI	2.360	2.360
Industry Sector			
Modern chemical industries	IMCI	100.000	100.000
National Furniture Industries	IHFI	2.300	2.300

Agriculture Sector			
Al-Ribas for Poultry and Fodder	AREB	—	—
Hotels Sector			
Ashour Hotel	HASH	20.290	21.000
Company Names	Code	Previous Average Price	Closing Price
Banks Sector			
Babylon Bank	BBAY	0.070	0.070
Industry Sector			
Modern Construction Materials	IMCM	0.490	0.490
Services Sector			
AL-Badia for General Trans	SBAG	0.560	0.690
Investment Sector			
AL- Batek Investment	VBAT	0.380	0.380
Alkhair for financial Investment	VKHF	0.240	0.240
Hotels Sector			
Al-Sadeer Hotel	HSAD	28.750	28.750
Palestine Hotel	HPAL	21.000	21.000



Non Iraqi Trading of Regular Market (Sell)

Company Names	Code	No.of trades	Traded Shares	Trading Volume
Banks Sector				
Bank Of Baghdad	BBOB	61	48,852,328	139,694,688
National Bank Of Iraq	BNOI	1	1,000,000	2,500,000
United Bank	BUND	1	25,000,000	1,750,000
Total Bank sector		63	74,852,328	143,944,688
Telecommunication Sector				
Asia cell	TASC	20	2,586,148	24,212,418
Total Telecommunication sector		20	2,586,148	24,212,418
Grand Total		83	77438476	168157106

Non Iraqi Trading of Second Market (Sell)

Company Names	Code	No.of trades	Traded Shares	Trading Volume
Banks Sector				
Credit Bank Of Iraq	BROI	4	2,400,000	2,016,000
Total Bank sector		4	2,400,000	2,016,000
Grand Total		4	2400000	2016000



Not Trading Bonds Bulletin

Bond type	Publish type	Code	last trading price	immortilize date
Banaa Bonds / million ID	First	CB10	1030000	12/10/2025
Banaa Bonds / million ID	second	CB20	964981	19/12/2025
Amara Bonds /500 thousand	First	CB25	————	10/09/2025
Amara Bonds /Million ID	First	CB30	984000	10/09/2027
Amara Bonds /500 thousand	Second	CB35	————	————
Amara Bonds /Million ID	Second	CB40	————	————
Amara Bonds /500 thousand	Third	CB45	————	————
Amara Bonds /Million ID	Third	CB50	————	————

Iraq Stock Exchange

Tuesday 6/8/2024



Not Trading OTC

Company Name	Code	Previous Average price
Rabee Securities	FRSE	—
Karmal Brokerage	FKSX	—

Iraq Stock Exchange Suspended Companies

Al-Rajih Islamic Bank (BRAJ)	19/09/2021	The trading suspended for not produce the Annual disclosure for 2020 at closing price (1.000) ID.
North Bank (BNOR)	31/10/2022	The trading suspended by ISC decision at closing price (0.070) ID.
Gulf Insurance (NGIR)	14/07/2024	The trading suspended for not produce the quarterly disclosure for the first quarter of 2024 at closing price (0.420) ID.
Modern for Animal Production (AMA)	14/07/2024	The trading suspended for not produce the quarterly disclosure for the first quarter of 2024 at closing price (0.500) ID.

Iraq Stock Exchange News of listed companies Tuesday 6/8/2024

Companies News

Economy Bank (BEFI)	General Assembly Meeting will be hold on Tuesday 13/8/2024 at the company to discuss financial statement of 2023, discuss the cash dividend.Trading has been suspend on Thursday 8/8/2024 .
Iraqi Marketing Date(IIDP)	General Assembly Meeting will be hold on Wednesday 14/8/2024 at the company to discuss financial statement of 2020,2021, discuss the cash dividend and loses ,discuss the deficit,elect 5 new members of Administration council .Trading has been suspend on Sunday 11/8/2024 .
Al-Hilal Industries (IHLI)	General Assembly Meeting will be hold on Thursday 15/8/2024 at the National Chemical &Plastic hall to discuss financial statement of 2018,2019 2020,2021, discuss the cash dividend and loses ,discuss the deficit,elect 5 new members of Administration council .Trading has been suspend on Monday 12/8/2024 .
Alahliya For Insurance(NAHF)	General Assembly Meeting will be hold on Thursday 29/8/2024 at the company to discuss financial statement of 2023 , cash dividend . Trading has been suspend on Monday 26/8/2024 .
Dar Al-Salam for Insurance (NDSA)	General Assembly Meeting will be hold on Sunday 8/9/2024 at the company to discuss financial statement of 2023 , cash dividend . Trading has been suspend on Thursday 5/9/2024 .
Al Attaa Islamic Bank (BLAD)	General Assembly Meeting will be hold on Tuesday 10/9/2024 at the company to discuss financial statement of 2023 , cash dividend and the deficit . Trading has been suspend on Wednesday 3/9/2024 .
Baghdad Soft Drinks (IBSD)	General Assembly Meeting will be hold on Thursday 12/9/2024 at the Babylon Hotel to discuss financial statement of 2023 , cash dividend . Trading has been suspend on Monday 9/9/2024 .
out of trading	
Iraqi Land Transport (SILT)	General Assembly Meeting will be hold on Wednesday 6/3/2024 at the Trade Ministry VIP Hall to resign the current board of Administration and elect new five board of Administration .Trading has been suspend on Sunday 3/3/2024.
International Development Bank(BID)	General Assembly Meeting will be hold on Tuesday 4/6/2024 at the company Al Mansour Branch to discuss financial statement of 2023 ,cash dividend , increasing in company capital from 300 billion to 400 billion according to 56/ Fourth. Trading has been suspend on Tuesday 4/6/2024 .