

# Iraq Stock Exchange



Trading Session Thursday 6/6/2024 -

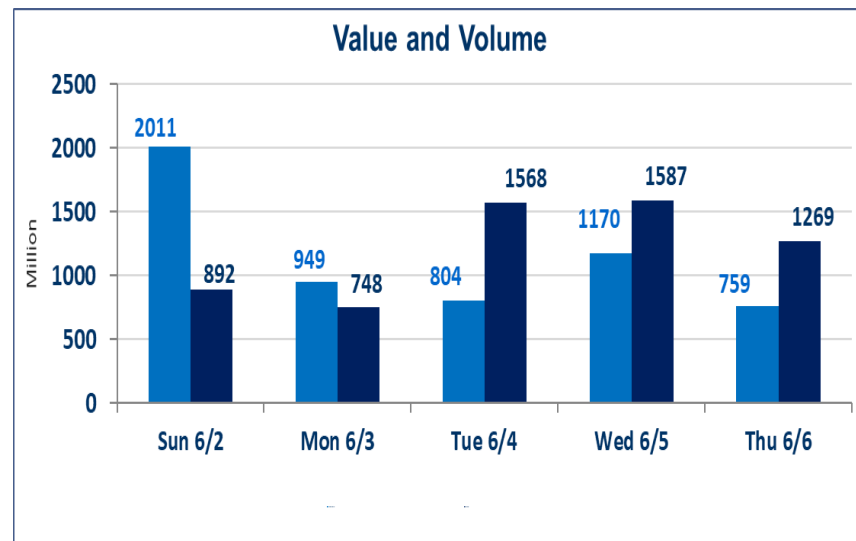
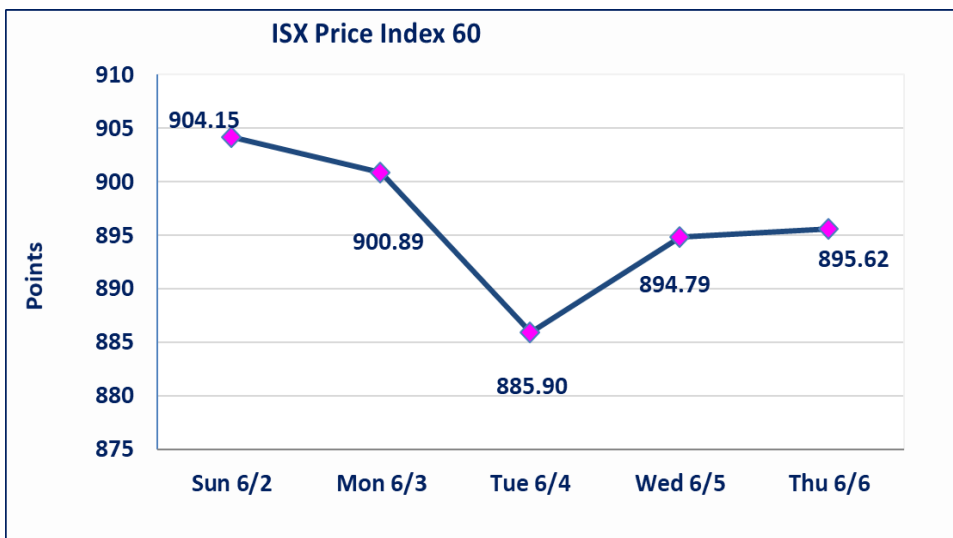
Traded Volume	759,420,368
ISX Index 60	895.62
Previous ISX Index60	894.79
Change %	0.09
Change	0.83

Listed Companies	103
Traded Companies	44
General Assembly Co.	8
Suspended Co.	2

Bulletin No (107) of 2024

Traded Value	1,269,653,848	674
ISX Index 15	1004.73	
Previous ISX Index15	1004.03	
Change %	0.07	
Change	0.70	

Non Traded Co.	49
High Companies	13
Low Companies	10
Un Listed Companies OTC	2



### Gainers

Company Name	Closing Price	Change (%)	Traded Volume
International Islamic Bank	0.350	12.90	1,000,000
Middle East Bank	0.120	9.09	2,409,258
The Light Industries	0.750	4.17	6,550,000
Al-Sadeer Hotel	29.000	3.57	22,000
Iraqi Carton Manufacturies	1.260	2.44	73,880,000

### Losers

Company Name	Closing Price	Change (%)	Traded Volume
Elaf Islamic Bank	0.400	-14.89	28,575
Al-Nukhba for construction	0.650	-7.14	1,124,803
Alahliya For Insurance	0.310	-6.06	50,408
Agricultural Products Meat	4.750	-5.00	66,664
Modern Construction Materials	0.530	-3.64	100,000

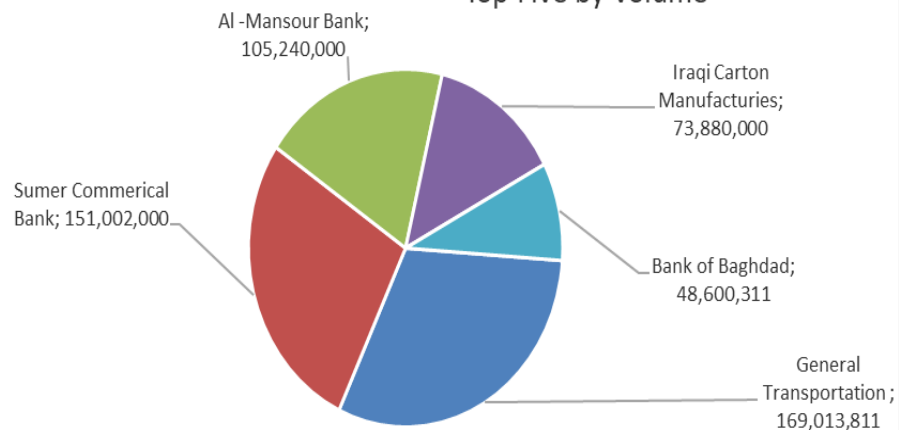
### Traded Volume

Company Name	Closing Price	Change (%)	Traded Volume
General Transportation	0.950	0.00	169,013,811
Sumer Commerical Bank	0.100	0.00	151,002,000
Al -Mansour Bank	1.330	0.76	105,240,000
Iraqi Carton Manufacturies	1.260	2.44	73,880,000
Bank of Baghdad	3.050	0.33	48,600,311

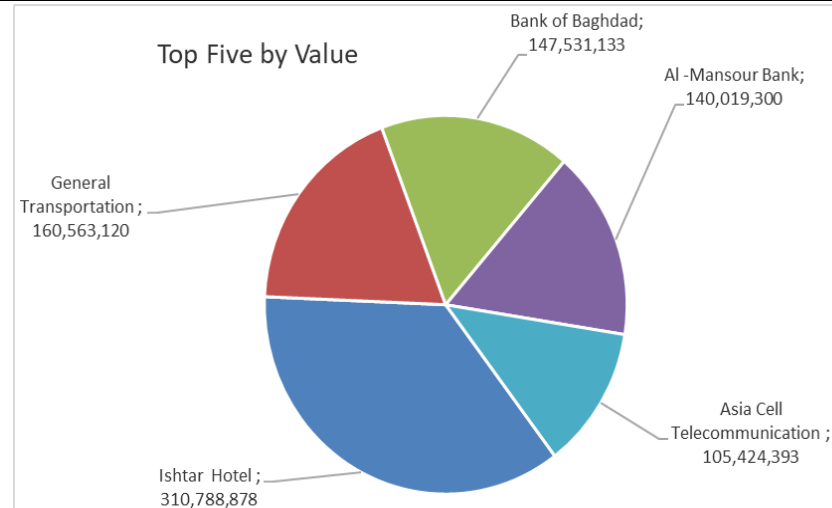
### Traded Value

Company Name	Closing Price	Change (%)	Traded Value
Ishtar Hotel	10.100	1.51	310,788,878
General Transportation	0.950	0.00	160,563,120
Bank of Baghdad	3.050	0.33	147,531,133
Al -Mansour Bank	1.330	0.76	140,019,300
Asia Cell Telecommunication	9.090	0.00	105,424,393

#### Top Five by Volume



#### Top Five by Value



## Regular Market Bulletin No (107)



Company Name	Code	opening Price	highest price	lowest price	Average price	Prev Average price	Closing Price	prev closing price	change (%)	No.of Trades	Traded Volume	Traded Value
<b>Banks Sector</b>												
Bank of Baghdad	BBOB	3.010	3.050	3.000	3.040	3.000	3.050	3.040	0.33	58	48,600,311	147,531,133
Commercial Bank of Iraq	BCOI	0.850	0.860	0.850	0.860	0.870	0.860	0.860	0.00	7	5,786,486	4,949,128
Economy Bank	BEFI	0.270	0.270	0.270	0.270	0.250	0.270	0.270	0.00	16	46,200,000	12,474,000
Elaf Islamic Bank	BELF	0.400	0.400	0.400	0.400	0.470	0.400	0.470	-14.89	2	28,575	11,430
Investment Bank of Iraq	BIBI	0.380	0.380	0.380	0.380	0.380	0.380	0.380	0.00	6	5,155,970	1,959,269
Iraqi Islamic Bank	BIIB	1.070	1.080	1.070	1.070	1.060	1.070	1.070	0.00	24	13,174,957	14,104,682
Middle East Bank	BIME	0.120	0.120	0.120	0.120	0.110	0.120	0.110	9.09	9	2,409,258	289,111
Mosul Bank For Investment	BMFI	0.200	0.200	0.200	0.200	0.200	0.200	0.200	0.00	4	7,002,000	1,400,400
Al -Mansour Bank	BMNS	1.330	1.340	1.330	1.330	1.310	1.330	1.320	0.76	46	105,240,000	140,019,300
National Bank of Iraq	BNOI	2.750	2.830	2.750	2.800	2.750	2.800	2.750	1.82	62	29,747,078	83,310,616
Sumer Commerical Bank	BSUC	0.100	0.100	0.100	0.100	0.100	0.100	0.100	0.00	4	151,002,000	15,100,200
United Bank	BUND	0.080	0.080	0.080	0.080	0.080	0.080	0.080	0.00	4	6,002,000	480,160
<b>Total Of Banks Sector</b>										<b>242</b>	<b>420,348,635</b>	<b>421,629,429</b>
<b>Telecommunication Sector</b>												
Asia Cell Telecommunication	TASC	9.090	9.110	9.070	9.090	9.000	9.090	9.090	0.00	90	11,597,774	105,424,393
<b>Total Of Telecommunication</b>										<b>90</b>	<b>11,597,774</b>	<b>105,424,393</b>
<b>Insurance Sector</b>												
Al-Ameen for Insurance	NAME	0.650	0.650	0.650	0.650	0.650	0.650	0.650	0.00	2	1,144,414	743,869
<b>Total Of Insurance Sector</b>										<b>2</b>	<b>1,144,414</b>	<b>743,869</b>
<b>Services Sector</b>												
Baghdad -Iraq Transportatio	SBPT	38.150	38.200	38.150	38.160	38.100	38.200	38.200	0.00	7	102,000	3,891,900
Mamoura Realestate Invest	SMRI	6.400	6.800	6.400	6.580	6.840	6.800	6.900	-1.45	15	1,033,042	6,797,123
Al-Nukhba for construction	SNUC	0.650	0.650	0.650	0.650	0.670	0.650	0.700	-7.14	5	1,124,803	731,122
<b>Total Of Services Sector</b>										<b>27</b>	<b>2,259,845</b>	<b>11,420,145</b>
<b>Industry Sector</b>												
Baghdad Soft Drinks	IBSD	4.150	4.190	4.100	4.140	4.130	4.160	4.150	0.24	34	14,447,922	59,816,238
Iraqi For Tufted Carpets	IITC	15.900	15.900	15.900	15.900	15.900	15.900	15.900	0.00	1	1,000	15,900
Al-Kindi of Veterinary Vaccin	IKLV	1.620	1.620	1.620	1.620	1.620	1.620	1.620	0.00	1	185,625	300,713
Al-Mansour Pharmaceutical	IMAP	1.870	1.870	1.870	1.870	1.870	1.870	1.870	0.00	8	3,500,000	6,545,000
Metallic Industries and Bicyc	IMIB	2.000	2.000	2.000	2.000	2.000	2.000	2.000	0.00	3	3,080,000	6,160,000
Ready Made Clothes	IRMC	3.340	3.340	3.310	3.310	3.310	3.310	3.310	0.00	7	250,170	828,553
<b>Total Of Industry Sector</b>										<b>54</b>	<b>21,464,717</b>	<b>73,666,403</b>
<b>Hotels Sector</b>												
Ishtar Hotel	HISH	9.950	10.300	9.950	10.100	9.780	10.100	9.950	1.51	89	30,765,832	310,788,878
Al-Mansour Hotel	HMAN	44.300	44.300	44.000	44.160	45.000	44.000	45.000	-2.22	8	451,000	19,918,300
National for Tourist Investm	HNTI	10.800	10.800	10.800	10.800	10.790	10.800	10.780	0.19	1	138,000	1,490,400
<b>Total Of Hotels Sector</b>										<b>98</b>	<b>31,354,832</b>	<b>332,197,578</b>

Agriculture Sector												
Agricultural Products Meat	AIPM	4.750	4.750	4.750	4.750	4.950	4.750	5.000	-5.00	1	66,664	316,654
Iraqi for Seed Production	AISP	7.900	8.000	7.900	7.910	7.960	7.950	7.990	-0.50	20	1,724,999	13,652,492
Middle East for Production-	AMEF	7.400	7.400	7.400	7.400	7.400	7.400	7.400	0.00	1	20,000	148,000
<b>Total Of Agriculture Sector</b>										22	1,811,663	14,117,146
<b>Total Of Regular</b>										535	489,981,880	959,198,964

### Non Regular Market Bulletin No (106)

Company Name	Code	opening Price	highest price	lowest price	Average price	Prev Average price	Closing Price	prev closing price	change (%)	No.of Trades	Traded Volume	Traded Value
Banks Sector												
International Islamic Bank	BINT	0.370	0.370	0.350	0.360	0.310	0.350	0.310	12.90	3	1,000,000	360,000
Credit Bank	BROI	0.930	0.930	0.930	0.930	0.920	0.930	0.930	0.00	15	2,943,545	2,737,497
<b>Total Of Banks Sector</b>										18	3,943,545	3,097,497
Insurance Sector												
Alahliya For Insurance	NAHF	0.310	0.310	0.310	0.310	0.330	0.310	0.330	-6.06	1	50,408	15,626
<b>Total Of Insurance Sector</b>										1	50,408	15,626
Investment Sector												
Al-Zawraa for Finanical Inve	VZAF	0.180	0.180	0.180	0.180	0.180	0.180	0.180	0.00	1	27,045	4,868
<b>Total Of Investment Sector</b>										1	27,045	4,868
Services Sector												
Al-Ameen Estate Investmen	SAEI	2.450	2.480	2.350	2.410	2.510	2.470	2.500	-1.20	24	5,942,000	14,321,140
<b>Total Of Services Sector</b>										24	5,942,000	14,321,140
Industry Sector												
Fallujah for construction Ma	IFCM	3.500	3.550	3.500	3.510	3.500	3.540	3.500	1.14	36	8,987,437	31,571,740
National Furniture Industrie	IHFI	2.300	2.300	2.300	2.300	2.300	2.300	2.300	0.00	1	2,000	4,600
<b>Total Of Industry Sector</b>										37	8,989,437	31,576,340
<b>Total of Non Regular</b>										81	18,952,435	49,015,471

### Undisclosed Platform Companies Bulletin (107)

Company Name	Code	opening Price	highest price	lowest price	Average price	Prev Average price	Closing Price	prev closing price	change (%)	No.of Trades	Traded Volume	Traded Value
Services Sector												
General Transportation	SIGT	0.950	0.950	0.950	0.950	0.940	0.950	0.950	0.00	2	169,013,811	160,563,120
<b>Total Of Services Sector</b>										2	169,013,811	160,563,120
Industry Sector												
Al-Hilal Industries	IHLI	1.070	1.090	1.070	1.090	1.070	1.090	1.070	1.87	4	545,000	592,050
Iraqi Carton Manufacturies	IICM	1.230	1.260	1.230	1.240	1.210	1.260	1.230	2.44	6	73,880,000	91,666,200
Modern Construction Mater	IMCM	0.530	0.530	0.530	0.530	0.550	0.530	0.550	-3.64	1	100,000	53,000
National Chemical &Plastic	INCP	1.790	1.790	1.790	1.790	1.850	1.790	1.850	-3.24	2	259,242	464,043

<b>The Light Industries</b>	<b>ITLI</b>	<b>0.750</b>	<b>0.750</b>	<b>0.740</b>	<b>0.750</b>	<b>0.720</b>	<b>0.750</b>	<b>0.720</b>	<b>4.17</b>	<b>10</b>	<b>6,550,000</b>	<b>4,907,000</b>
<b>Total Of Industry Sector</b>										<b>23</b>	<b>81,334,242</b>	<b>97,682,293</b>
<b>Hotels Sector</b>												
<b>Palestine Hotel</b>	<b>HPAL</b>	<b>22.000</b>	<b>22.000</b>	<b>22.000</b>	<b>22.000</b>	<b>22.000</b>	<b>22.000</b>	<b>22.000</b>	<b>0.00</b>	<b>3</b>	<b>116,000</b>	<b>2,552,000</b>
<b>Al-Sadeer Hotel</b>	<b>HSAD</b>	<b>29.000</b>	<b>29.400</b>	<b>29.000</b>	<b>29.180</b>	<b>28.000</b>	<b>29.000</b>	<b>28.000</b>	<b>3.57</b>	<b>3</b>	<b>22,000</b>	<b>642,000</b>
<b>Total Of Hotels Sector</b>										<b>6</b>	<b>138,000</b>	<b>3,194,000</b>
<b>Total of un disclosed</b>										<b>31</b>	<b>250,486,053</b>	<b>261,439,414</b>
<b>Grand Total</b>										<b>647</b>	<b>759,420,368</b>	<b>1,269,653,848</b>

Iraq Stock Exchange  
 Non Iraqis' Bulletin Thursday June 6 2024  
 Regular Market



Non Iraqi Trading of Regular Market (Buy)

Company Names	Code	No.of trades	Traded Shares	Trading Volume
<b>Banks Sector</b>				
Bank Of Baghdad	BBOB	9	6,750,000	20,582,500
Iraqi Middle East Investment Bank	BIME	8	2,407,258	288,871
<b>Total Bank sector</b>		<b>17</b>	<b>9,157,258</b>	<b>20,871,371</b>
<b>Grand Total</b>		<b>17</b>	<b>9,157,258</b>	<b>20,871,371</b>

Non Iraqi Trading of Regular Market (Sell)

Company Names	Code	No.of trades	Traded Shares	Trading Volume
<b>Banks Sector</b>				
Bank Of Baghdad	BBOB	17	24,000,000	72,940,000
<b>Total Bank sector</b>		<b>17</b>	<b>24,000,000</b>	<b>72,940,000</b>
<b>Grand Total</b>		<b>17</b>	<b>24,000,000</b>	<b>72,940,000</b>

Non Iraqi Trading of Second Market (BUY)

Company Names	Code	No. of trades	Traded Volume	Traded Value
<b>Banks Sector</b>				
International Islamic Bank	BINT	1	100,000	37,000
<b>Total Bank sector</b>		<b>1</b>	<b>100,000</b>	<b>37,000</b>
<b>Grand Total</b>		<b>1</b>	<b>100,000</b>	<b>37,000</b>

# Iraq Stock Exchange



Trading Session Thursday 6/6/20244

## Not Trading OTC

Company Name	Code	Previous Average price
Rabee Securities	FRSE	—
Karmal Brokerage	FKSX	10.000



## Not Trading Bonds Bulletin

Bond type	Publish type	Code	last trading price	immortilize date
Banaa Bonds / million ID	First	CB10	1030000	12/10/2025
Banaa Bonds / million ID	second	CB20	964981	19/12/2025
Amara Bonds /500 thousand	First	CB25	—	10/09/2025
Amara Bonds /Million ID	First	CB30	984000	10/09/2027
Amara Bonds /500 thousand	Second	CB35	—	—
Amara Bonds /Million ID	Second	CB40	—	—
Amara Bonds /500 thousand	Third	CB45	—	—
Amara Bonds /Million ID	Third	CB50	—	—



## Iraq Stock Exchange non trading companies on Thursday 6/6/2024

Company Names	Code	Previous Average Price	Closing Price
<b>Banking Sector</b>			
Asia Al Iraq Islamic Bank	BAIB	0.900	0.900
		0.470	0.470
Union Bank of Iraq	BUOI	0.210	0.220
Kurdistan International Bank	BKUI	0.900	0.900
Al-Taif Islamic Bank	BTIB	0.680	0.680
<b>Telecommunication Sector</b>			
Al-Khatem Telecoms	TZNI	2.700	2.700
<b>Insurance Sector</b>			
Dar Al-Salam for Insurance	NDSA	0.840	0.840
Gulf Insurance	NGIR	0.400	0.400
<b>Services Sector</b>			
Rehab Karbala	HKAR	0.800	0.800
Kharkh Tour Amuzement City	SKTA	4.400	4.400
Al-Mosul for funfairs	SMOF	8.500	8.500
<b>Industry Sector</b>			
Modern Sewing	IMOS	10.490	10.490
Al -Khazer Road for Construction Materia	IKHC	2.250	
Iraqi Engineering Works	IIEW	3.850	3.850
Iraqi Marketing Date	IIDP	1.600	1.610
<b>Hotels Sector</b>			
Tourist Village of Mosul dam	HTVM	11.000	11.000
Babylon Hotel	HBAY	110.000	110.000
Baghdad Hotel	HBAG	10.850	10.850
<b>Agriculture Sector</b>			
Iraqi Agricultural Products	AIRP	20.500	20.500
Modern for Animal Production	AMAP	0.470	0.470
Al-Ahlyia agricultural production	AAHP	0.900	0.900
Company Names	Code	Previous Average Price	Closing Price
<b>Banks Sector</b>			
World Islamic Bank	BWOR	1.000	1.000
Arabiya Islamic Bank	BAAI	1.000	1.000
Zain Al-Iraq Islamic Bank	BZII	0.340	0.340
Al-Qurtas Islamic Bank	BQUR	1.000	1.000
Arabiya Islamic Bank	BAAI	1.000	1.000
Ameen Al Iraq Islamic Bank	BAME	1.000	1.000
Al- Qabidh Islamic Bank	BQAB	0.240	0.240
Al Anssari Islamic Bank	BANS	1.000	1.000
Iraq Noor Islamic Bank	BINI	1.050	1.050
Erbil Bank	BERI	0.110	0.110
Trans Iraq Bank for Investment	BTRI	0.740	0.740
AL- Mashreq al-Arabi Islamic Bank	BAMS	-	-
Region Trade Bank	BRTB	1.000	1.000
Al Mustashar Bank	BMUI	1.000	1.000
Erbil Bank	BERI	0.110	0.110
Trust International Islamic Bank	BTRU	0.750	0.750
Al Janoob Islamic Bank Investment	BJAB	1.000	1.000
Al Attaa Islamic Bank	BLAD	0.140	0.140
<b>Insurance Sector</b>			
Al -Hamraa Insurance	NHAM	0.950	0.950
<b>Investment Sector</b>			
AL-Wiaam for Financial Investment	VWIF	0.350	0.350
Al-Ameen for Financial Investment	VAMF	1.000	1.000
Bain Al-Nahrain Financial Investment	VMES	0.900	0.900
<b>Industry Sector</b>			
Baghdad for Packing Materials	IBPM	2.800	2.800
Modern chemical industries	IMCI	100.000	100.000

<b>Hotels Sector</b>			
<b>Ashour Hotel</b>	<b>HASH</b>	<b>17.000</b>	<b>17.000</b>
<b>Agriculture Sector</b>			
<b>Al-Ribas for Poultry and Fodder</b>	<b>AREB</b>	<b>-</b>	<b>-</b>
<b>Company Names</b>	<b>Code</b>	<b>Previous Average Price</b>	<b>Closing Price</b>
<b>Banks Sector</b>			
<b>Babylon Bank</b>	<b>BBAY</b>	<b>0.070</b>	<b>0.070</b>
<b>Services Sector</b>			
<b>AL-Badia for General Trans</b>	<b>SBAG</b>	<b>0.600</b>	<b>0.600</b>
<b>IndustrySector</b>			
<b>Electronic Industries</b>	<b>IELI</b>	<b>0.780</b>	<b>0.790</b>
<b>Investment Sector</b>			
<b>AL- Batek Investment</b>	<b>VBAT</b>	<b>0.380</b>	<b>0.380</b>
<b>Alkhair for financial Investment</b>	<b>VKHF</b>	<b>0.200</b>	<b>0.200</b>



### Iraq Stock Exchange Suspended Companies

Al-Rajih Islamic Bank (BRAJ)	19/09/2021	The trading suspended for not produce the Annual disclosure for 2020 at closing price (1.000) ID.
North Bank (BNOR)	31/10/2022	The trading suspended by ISC decision at closing price (0.070) ID.

## Iraq Stock Exchange News of listed companies Thursday 6/6/2024

### Companies News

Rabee Securities (FRSE)	General Assembly Meeting will be hold on Sunday 9/6/2024 at the company to discuss financial statement of 2023 , cash dividend, elect new board of Administration council . Last trading session will be on Thursday 6/6/2024 and re trading on Monday session 10/6/2024 .
Tourist Village of Mosul dam (HTVM)	General Assembly Meeting will be hold on Friday 28/6/2024 at Al Mousil Modern Plaza Hall to discuss financial statement of 2023. Trading has been suspend on Monday 24/6/2024 .
Gulf Insurance(NGIR)	General Assembly Meeting will be hold on Sunday 30/6/2024 at AlHunting Club to discuss reduce the board of Council Administration from seven to five and election new five . Trading has been suspend on Monday 24/6/2024 .
Region Trade Bank(BRTB)	General Assembly Meeting will be hold on Thursday 4/7/2024 at Athe company to elect new seven board of Council Administration . Trading has been suspend on Wednesday 3/7/2024 .

### out of trading

Babil Animal&vegetable Products (ABAP)	General Assembly Meeting will be hold on Sunday 19/5/2024 at theAl Jadriya to discuss financial statement of 2021,2022 , cash dividend , discuss the deficit Trading has been suspend on Thursday 7/12/2023 .
Iraqi Land Transport (SILT)	General Assembly Meeting will be hold on Wednesday 6/3/2024 at the Trade Ministry VIP Hall to resign the current board of Administration and elect new five board of Administration .Trading has been suspend on Sunday 3/3/2024.
Ashur International Bank (BASH)	General Assembly Meeting will be hold on Wednesday 29/5/2024 at the Alriyada Station to discuss financial statement of 2022 , cash dividend, elect seven members of Administration council . Trading has been suspend on Sunday 26/5/2024 .
International Development Bank(BI)	General Assembly Meeting will be hold on Tuesday 4/6/2024 at the company Al Mansour Branch to discuss financial statement of 2023 ,cash dividend , increasing in company capital from 300 billion to 400 billion according to 56/ Fourth. Trading has been suspend on Tuesday 4/6/2024 .
Cihan Islamic Bank (BCIH)	General Assembly Meeting will be hold on Friday 7/6/2024 at the company to discuss increasing in company capital according to 55/ First . Trading has been suspend on Tuesday 4/6/2024 .
Gulf Commercial Bank (BGUC)	General Assembly Meeting will be hold on Friday 7/6/2024 at Erbil / Armada Hotel to discuss financial statement of 2023 . Trading has been suspend on Tuesday 4/6/2024 .
National Islamic Bank (BNAI)	General Assembly Meeting will be hold on Saturday 8/6/2024 at the company to discuss financial statement of 2023 , increasing in company capital from 301 billion to 351 billion according to 55/ First &second. Trading has been suspend on Tuesday 4/6/2024 .
Ibdaa Al-Sharq Al-Awsat (SIBD)	General Assembly Meeting will be hold on Tuesday 11/6/2024 at the Iraqi Middle East Bank to resign the Auditors and elect new one . Trading has been suspend onThursday 6/6/2024 .