

# Iraq Stock Exchange

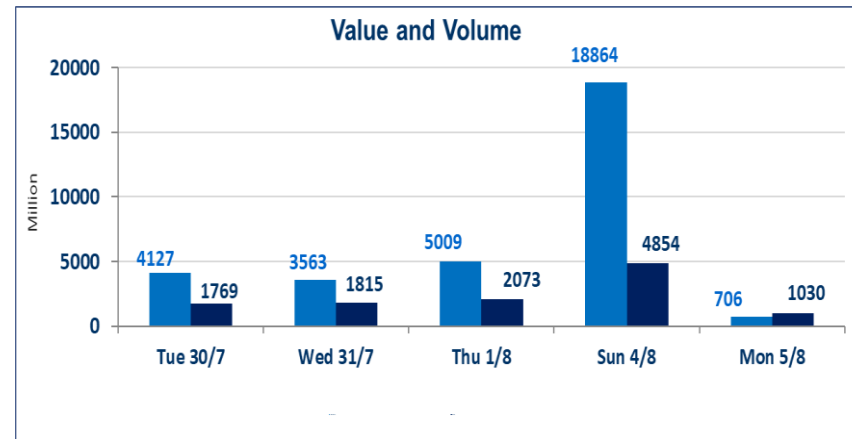
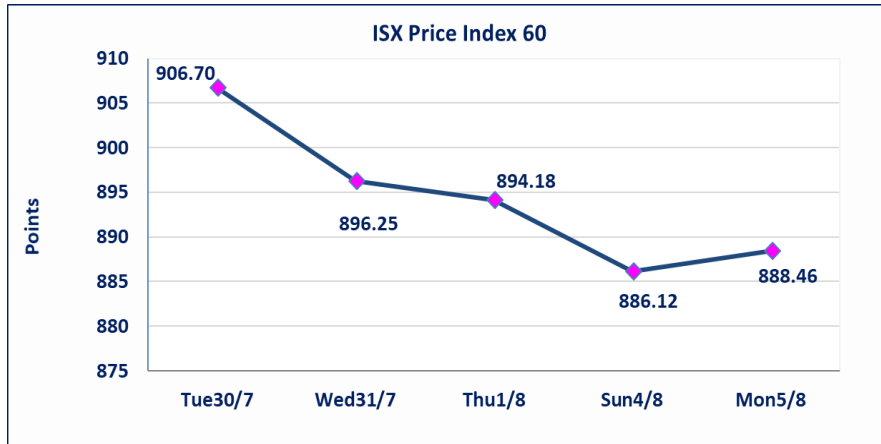
Trading Session Monday 5/8/2024 -

Traded Volume	706,960,028
ISX Index 60	888.46
Previous ISX Index60	886.12
Change %	0.26
Change	2.34
Listed Companies	103
Traded Companies	37
General Assembly Co.	2
Suspended Co.	4



Bulletin No (141) of 2024

Traded Value	1,030,722,613	Traders 680
ISX Index 15	1006.14	
Previous ISX Index15	991.43	
Change %	1.48	
Change	14.71	
Non Traded Co.	60	
High Companies	12	
Low Companies	8	
Un Listed Companies O'	2	



### Gainers

Company Name	Closing Price	Change (%)	Traded Volume
Kharkh Tour Amuzement City	4.300	7.50	50,000
Iraqi for Seed Production	9.800	5.49	18,529,395
Babylon Hotel	105.000	5.00	1,000
Baghdad Hotel	11.200	4.19	824,000
Electronic Industries	0.800	2.56	417,501

### Traded Volume

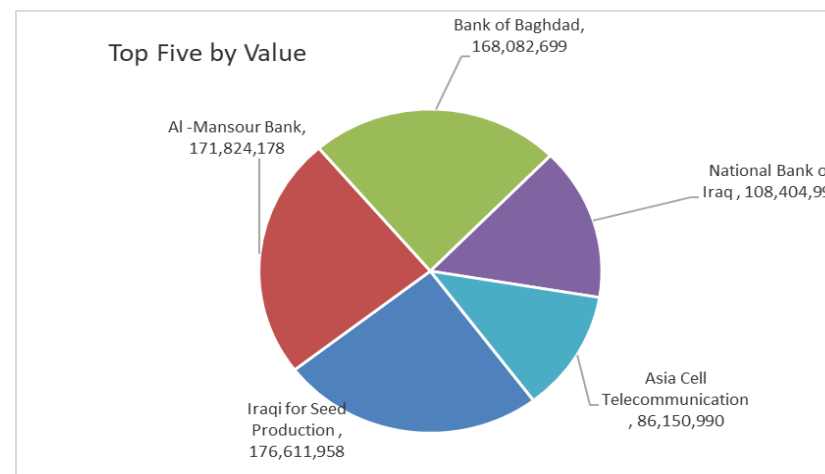
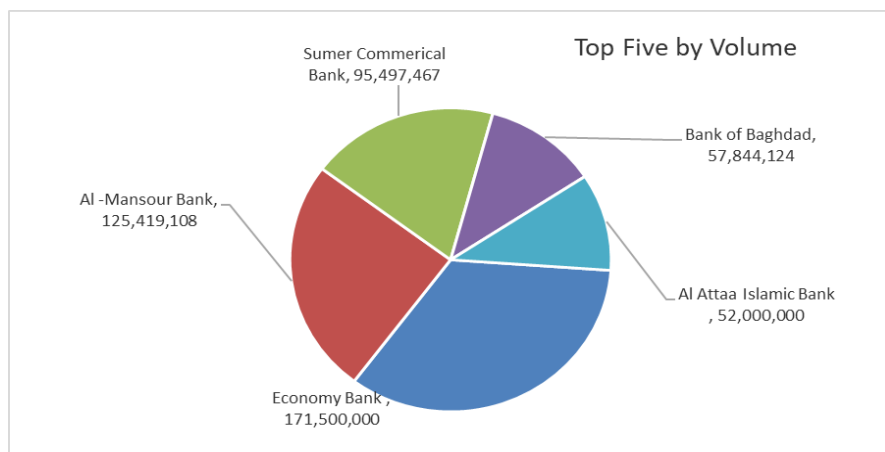
Company Name	Closing Price	Change (%)	Traded Volume
Economy Bank	0.230	0.00	171,500,000
Al -Mansour Bank	1.370	0.74	125,419,108
Sumer Commerical Bank	0.090	0.00	95,497,467
Bank of Baghdad	2.900	0.69	57,844,124
Al Attaa Islamic Bank	0.140	0.00	52,000,000

### Losers

Company Name	Closing Price	Change (%)	Traded Volume
Ready Made Clothes	3.400	-2.86	357,142
Kurdistan International Bank	1.260	-1.56	2,500,000
Baghdad Soft Drinks	4.450	-1.55	11,165,954
General Transportation	0.960	-1.03	96,595
Iraqi Islamic Bank	1.110	-0.89	3,630,000

### Traded Value

Company Name	Closing Price	Change (%)	Traded Value
Iraqi for Seed Production	9.800	5.49	176,611,958
Al -Mansour Bank	1.370	0.74	171,824,178
Bank of Baghdad	2.900	0.69	168,082,699
National Bank of Iraq	2.500	2.04	108,404,991
Asia Cell Telecommunication	9.410	-0.21	86,150,990



# Regular Market Bulletin No (141)



Company Name	Code	opening Price	highest price	lowest price	Average price	Prev Average price	Closing Price	prev closing price	change (%)	No.of Trades	Traded Volume	Traded Value
<b>Banks Sector</b>												
Bank of Baghdad	BBOB	2.880	2.930	2.870	2.910	2.890	2.900	2.880	0.69	55	57,844,124	168,082,699
Commercial Bank of Iraq	BCOI	0.810	0.820	0.810	0.810	0.810	0.820	0.810	1.23	3	3,400,000	2,758,000
Economy Bank	BEFI	0.240	0.240	0.220	0.240	0.230	0.230	0.230	0.00	40	171,500,000	40,394,449
Elaf Islamic Bank	BELF	0.440	0.440	0.440	0.440	0.440	0.440	0.440	0.00	1	33,183	14,601
Gulf Commercial Bank	BGUC	0.330	0.330	0.330	0.330	0.330	0.330	0.330	0.00	1	1,000,000	330,000
Iraqi Islamic Bank	BIIB	1.110	1.110	1.100	1.110	1.120	1.110	1.120	-0.89	8	3,630,000	4,028,000
Middle East Bank	BIME	0.100	0.100	0.100	0.100	0.100	0.100	0.100	0.00	3	13,000,000	1,300,000
Kurdistan International Bank	BKUI	1.260	1.260	1.260	1.260	1.270	1.260	1.280	-1.56	3	2,500,000	3,150,000
Mosul Bank For Investment	BMFI	0.180	0.180	0.180	0.180	0.180	0.180	0.180	0.00	9	40,160,757	7,228,936
Al -Mansour Bank	BMNS	1.370	1.370	1.370	1.370	1.360	1.370	1.360	0.74	71	125,419,108	171,824,178
National Bank of Iraq	BNOI	2.420	2.560	2.420	2.510	2.480	2.500	2.450	2.04	60	43,268,866	108,404,991
Sumer Commerical Bank	BSUC	0.090	0.090	0.090	0.090	0.090	0.090	0.090	0.00	9	95,497,467	8,594,772
<b>Total Of Banks Sector</b>										<b>263</b>	<b>557,253,505</b>	<b>516,110,625</b>
<b>Telecommunication Sector</b>												
Asia Cell Telecommunication	TASC	9.430	9.450	9.400	9.410	9.430	9.410	9.430	-0.21	48	9,152,099	86,150,990
<b>Total Of Telecommunication</b>										<b>48</b>	<b>9,152,099</b>	<b>86,150,990</b>
<b>Insurance Sector</b>												
Al-Ameen for Insurance	NAME	0.630	0.630	0.630	0.630	0.630	0.630	0.630	0.00	1	140,000	88,200
<b>Total Of Insurance Sector</b>										<b>1</b>	<b>140,000</b>	<b>88,200</b>
<b>Services Sector</b>												
Baghdad -Iraq Transportati	SBPT	43.000	43.000	43.000	43.000	43.000	43.000	43.000	0.00	6	402,000	17,286,000
Kharkh Tour Amuzement C	SKTA	4.400	4.400	4.300	4.360	4.050	4.300	4.000	7.50	6	50,000	218,000
Mamoura Realestate Invest	SMRI	5.800	5.800	5.790	5.800	5.800	5.800	5.800	0.00	3	54,277	314,764
Al-Nukhba for construction	SNUC	0.650	0.650	0.650	0.650	0.640	0.650	0.640	1.56	14	2,000,000	1,300,000
<b>Total Of Services Sector</b>										<b>29</b>	<b>2,506,277</b>	<b>19,118,764</b>
<b>Industry Sector</b>												
Baghdad Soft Drinks	IBSD	4.500	4.500	4.450	4.480	4.510	4.450	4.520	-1.55	20	11,165,954	49,968,495
Iraqi Marketing Date	IIDP	1.550	1.600	1.540	1.560	1.540	1.600	1.600	0.00	58	25,835,000	40,418,250
Iraqi For Tufted Carpets	IITC	14.600	14.600	14.600	14.600	14.600	14.600	14.600	0.00	16	1,108,000	16,176,800
Al-Kindi of Veterinary Vacc	IKLV	1.580	1.580	1.580	1.580	1.580	1.580	1.580	0.00	4	2,000,000	3,160,000
Al-Mansour Pharmaceutica	IMAP	1.890	1.890	1.880	1.890	1.890	1.880	1.890	-0.53	16	3,221,060	6,078,945
Modern Sewing	IMOS	8.850	8.850	8.850	8.850	8.800	8.850	8.790	0.68	1	1,000	8,850
Ready Made Clothes	IRMC	3.400	3.400	3.400	3.400	3.500	3.400	3.500	-2.86	3	357,142	1,214,283
<b>Total Of Industry Sector</b>										<b>118</b>	<b>43,688,156</b>	<b>117,025,623</b>
<b>Hotels Sector</b>												
Baghdad Hotel	HBAG	10.800	11.200	10.800	10.860	10.750	11.200	10.750	4.19	5	824,000	8,948,800
Babylon Hotel	HBAY	105.000	105.000	105.000	105.000	100.000	105.000	100.000	5.00	1	1,000	105,000
Ishtar Hotel	HISH	9.750	9.750	9.750	9.750	9.750	9.750	9.750	0.00	4	500,000	4,875,000
Al-Mansour Hotel	HMAN	42.000	42.000	42.000	42.000	42.000	42.000	42.000	0.00	6	1,638,500	68,817,000
<b>Total Of Hotels Sector</b>										<b>16</b>	<b>2,963,500</b>	<b>82,745,800</b>
<b>Agriculture Sector</b>												
Iraqi for Seed Production	AISP	9.290	9.850	9.160	9.530	9.270	9.800	9.290	5.49	161	18,529,395	176,611,958
<b>Total Of Agriculture Sector</b>										<b>161</b>	<b>18,529,395</b>	<b>176,611,958</b>
<b>Total Of Regular</b>										<b>636</b>	<b>634,232,932</b>	<b>997,851,960</b>

## Non Regular Market Bulletin No (140)

Company Name	Code	opening Price	highest price	lowest price	Average price	Prev Average price	Closing Price	prev closing price	change (%)	No.of Trades	Traded Volume	Traded Value
<b>Banks Sector</b>												
Al Attaa Islamic Bank	BLAD	0.130	0.140	0.130	0.130	0.140	0.140	0.140	0.00	13	52,000,000	6,780,000
Credit Bank	BROI	0.860	0.860	0.860	0.860	0.860	0.860	0.860	0.00	3	3,100,000	2,666,000
<b>Total Of Banks Sector</b>										<b>16</b>	<b>55,100,000</b>	<b>9,446,000</b>
<b>Industry Sector</b>												
Fallujah for construction M	MIFCM	3.500	3.500	3.500	3.500	3.500	3.500	3.500	0.00	1	50,000	175,000
<b>Total Of Industry Sector</b>										<b>1</b>	<b>50,000</b>	<b>175,000</b>
<b>Total of Non Regular</b>										<b>17</b>	<b>55,150,000</b>	<b>9,621,000</b>

## Undisclosed Platform Companies Bulletin (141)

Company Name	Code	opening Price	highest price	lowest price	Average price	Prev Average price	Closing Price	prev closing price	change (%)	No.of Trades	Traded Volume	Traded Value
<b>Services Sector</b>												
General Transportation	SIGT	0.960	0.960	0.960	0.960	0.970	0.960	0.970	-1.03	2	96,595	92,731
<b>Total Of Services Sector</b>										<b>2</b>	<b>96,595</b>	<b>92,731</b>
<b>Industry Sector</b>												
Electronic Industries	IELI	0.780	0.800	0.780	0.790	0.780	0.800	0.780	2.56	3	417,501	329,651
Al-Hilal Industries	IHLI	1.230	1.230	1.210	1.220	1.190	1.210	1.190	1.68	16	11,813,000	14,382,271
Iraqi Carton Manufacturies	IICM	1.620	1.620	1.600	1.610	1.630	1.600	1.610	-0.62	6	5,250,000	8,445,000
<b>Total Of Industry Sector</b>										<b>25</b>	<b>17,480,501</b>	<b>23,156,922</b>
<b>Total of</b>										<b>27</b>	<b>17,577,096</b>	<b>23,249,653</b>
<b>Grand Total</b>										<b>680</b>	<b>706,960,028</b>	<b>1,030,722,613</b>

## Iraq Stock Exchange non trading companies on Monday 5/8/2024

Company Names	Code	Previous Average Price	Closing Price
<b>Banking Sector</b>			
Asia Al Iraq Islamic Bank	BAIB	0.900	0.900
Cihan Islamic Bank	BCIH	2.200	2.200
United Bank	BUND	0.080	0.080
Al-Taif Islamic Bank	BTIB	0.840	0.850
National Islamic Bank	BNAI	0.570	0.570
Investment Bank of Iraq	BIBI	0.340	
Union Bank of Iraq	BUOI	0.220	0.220
Ashur International Bank	BASH	0.280	0.280
<b>Telecommunication Sector</b>			
Al-Khatem Telecoms	TZNI	2.440	0.630
<b>Insurance Sector</b>			
Dar Al-Salam for Insurance	NDSA	0.830	0.830
<b>Industry Sector</b>			
Al -Khazer Road for Construction Mate	IKHC	2.100	2.100
Iraqi Engineering Works	IIEW	4.200	4.200
Metallic Industries and Bicycles	IMIB	2.000	2.000
National Chemical &Plastic	INCP	1.710	1.710
<b>Services Sector</b>			
Rehab Karbala	HKAR	0.600	0.600
Al-Mosul for funfairs	SMOF	8.100	8.100
<b>Hotels Sector</b>			
Tourist Village of Mosul dam	HTVM	11.000	11.000
National for Tourist Investment	HNTI	11.500	11.500
<b>Agriculture Sector</b>			
Al-Ahlyia agricultural production	AAHP	0.930	0.930
Babil Animal&vegetable Products	ABAP	1.000	1.000
Iraqi Agricultural Products	AIRP	20.260	20.260
Agricultural Products Meat	AIPM	5.450	5.450
Middle East for Production- Fish	AMEF	7.500	7.500
Company Names	Code	Previous Average Price	Closing Price
<b>Banks Sector</b>			
World Islamic Bank	BWOR	1.000	1.000
Al-Qurtas Islamic Bank	BQUR	1.000	1.000
Arabiya Islamic Bank	BAAI	1.000	1.000
Al- Qabidh Islamic Bank	BQAB	0.240	0.240
AL- Mashreq al-Arabi Islamic Bank	BAMS	—	—
Trust International Islamic Bank	BTRU	0.750	0.750
Al Janoob Islamic Bank Investment	BJAB	1.000	1.000
Al Mustashar Bank	BMUI	1.000	1.000
Region Trade Bank	BRTB	1.000	1.000
Iraq Noor Islamic Bank	BINI	0.700	0.700
Zain Al-Iraq Islamic Bank	BZII	0.340	0.340
Ameen Al Iraq Islamic Bank	BAME	1.000	1.000
Al Anssari Islamic Bank	BANS	1.000	1.000
Erbil Bank	BERI	0.110	0.110
International Islamic Bank	BINT	0.350	0.350
Trans Iraq Bank for Investment	BTRI	0.740	0.740
Company Names	Code	Previous Average Price	Closing Price

<b>Insurance Sector</b>			
<b>Al -Hamraa Insurance</b>	<b>NHAM</b>	<b>0.900</b>	<b>0.900</b>
<b>Alahliya For Insurance</b>	<b>NAHF</b>	<b>0.310</b>	<b>0.310</b>
<b>Investment Sector</b>			
<b>Al-Zawraa for Finanical Investment</b>	<b>VZAF</b>	<b>0.180</b>	<b>0.180</b>
<b>AL-Wiaam for Financial Investment</b>	<b>VWIF</b>	<b>0.350</b>	<b>0.350</b>
<b>Bain Al-Nahrain Financial Investment</b>	<b>VMES</b>	<b>0.900</b>	<b>0.900</b>
<b>Al-Ameen for Financial Investment</b>	<b>VAMF</b>	<b>1.000</b>	<b>1.000</b>
<b>Services Sector</b>			
<b>Ibdaa Al-Sharq Al-Awsat</b>	<b>SIBD</b>	<b>1.000</b>	<b>1.000</b>
<b>Al-Ameen Estate Investment</b>	<b>SAEI</b>	<b>2.360</b>	<b>2.360</b>
<b>Industry Sector</b>			
<b>Modern chemical industries</b>	<b>IMCI</b>	<b>100.000</b>	<b>100.000</b>
<b>Baqhdad for Packing Materials</b>	<b>IBPM</b>	<b>2.800</b>	
<b>National Furniture Industries</b>	<b>IHFI</b>	<b>2.300</b>	<b>2.300</b>
<b>Agriculture Sector</b>			
<b>Al-Ribas for Poultry and Fodder</b>	<b>AREB</b>	<b>—</b>	<b>—</b>
<b>Hotels Sector</b>			
<b>Ashour Hotel</b>	<b>HASH</b>	<b>20.290</b>	<b>21.000</b>
<b>Company Names</b>	<b>Code</b>	<b>Previous Average Price</b>	<b>Closing Price</b>
<b>Banks Sector</b>			
<b>Babylon Bank</b>	<b>BBAY</b>	<b>0.070</b>	<b>0.070</b>
<b>Industry Sector</b>			
<b>The Light Industries</b>	<b>ITLI</b>	<b>0.680</b>	<b>0.680</b>
<b>Modern Construction Materials</b>	<b>IMCM</b>	<b>0.490</b>	<b>0.490</b>
<b>Services Sector</b>			
<b>AL-Badia for General Trans</b>	<b>SBAG</b>	<b>0.560</b>	<b>0.690</b>
<b>Investment Sector</b>			
<b>AL- Batek Investment</b>	<b>VBAT</b>	<b>0.380</b>	<b>0.380</b>
<b>Alkhair for financial Investment</b>	<b>VKHF</b>	<b>0.240</b>	<b>0.240</b>
<b>Hotels Sector</b>			
<b>Al-Sadeer Hotel</b>	<b>HSAD</b>	<b>28.750</b>	<b>28.750</b>
<b>Palestine Hotel</b>	<b>HPAL</b>	<b>21.000</b>	<b>21.000</b>

Iraq Stock Exchange  
 Non Iraqis' Bulletin Monday 5 Aug 2024  
 Regular Market



Non Iraqi Trading of Regular Market (Sell)

Company Names	Code	No.of trades	Traded Shares	Trading
<b>Banks Sector</b>				
Bank Of Baghdad	BBOB	25	30,963,374	90,049,348
National Bank Of Iraq	BNOI	9	11,576,967	29,277,036
<b>Total Bank sector</b>		<b>34</b>	<b>42,540,341</b>	<b>119,326,384</b>
<b>Telecommunication Sector</b>				
Asia cell	TASC	15	4,173,852	39,315,686
<b>Total Telecommunication sector</b>		<b>15</b>	<b>4,173,852</b>	<b>39,315,686</b>
<b>Grand Total</b>		<b>49</b>	<b>46714193</b>	<b>158642069</b>



## Not Trading Bonds Bulletin

Bond type	Publish type	Code	last trading price	immortilize date
Banaa Bonds / million ID	First	CB10	1030000	12/10/2025
Banaa Bonds / million ID	second	CB20	964981	19/12/2025
Amara Bonds /500 thousand	First	CB25	————	10/09/2025
Amara Bonds /Million ID	First	CB30	984000	10/09/2027
Amara Bonds /500 thousand	Second	CB35	————	————
Amara Bonds /Million ID	Second	CB40	————	————
Amara Bonds /500 thousand	Third	CB45	————	————
Amara Bonds /Million ID	Third	CB50	————	————



# Iraq Stock Exchange

Monday 5/8/2024



## Not Trading OTC

Company Name	Code	Previous Average price
Rabee Securities	FRSE	—
Karmal Brokerage	FKSX	—

### Iraq Stock Exchange Suspended Companies

<b>Al-Rajih Islamic Bank (BRAJ)</b>	<b>19/09/2021</b>	The trading suspended for not produce the Annual disclosure for 2020 at closing price (1.000) ID.
<b>North Bank (BNOR)</b>	<b>31/10/2022</b>	The trading suspended by ISC decision at closing price (0.070) ID.
<b>Gulf Insurance (NGIR)</b>	<b>14/07/2024</b>	The trading suspended for not produce the quarterly disclosure for the first quarter of 2024 at closing price (0.420) ID.
<b>Modern for Animal Production (AMA)</b>	<b>14/07/2024</b>	The trading suspended for not produce the quarterly disclosure for the first quarter of 2024 at closing price (0.500) ID.

## Iraq Stock Exch

Companies News

Economy Bank (BEFI)

Iraqi Marketing Date(IIDP)

Al-Hilal Industries (IHLI)

Alahliya For Insurance(NAHF)

Dar Al-Salam for Insurance (NDSA)

Al Attaa Islamic Bank (BLAD)

Baghdad Soft Drinks (IBSD)

out of trading

Iraqi Land Transport (SILT)

International Development Bank(E

## Range News of listed companies Monday 5/8/2024

General Assembly Meeting will be hold on Tuesday 13/8/2024 at the company to discuss financial statement of 2023, discuss the cash dividend. Trading has been suspend on Thursday 8/8/2024 .

General Assembly Meeting will be hold on Wednesday 14/8/2024 at the company to discuss financial statement of 2020,2021, discuss the cash dividend and loses , discuss the deficit, elect 5 new members of Administration council . Trading has been suspend on Sunday 11/8/2024 .

General Assembly Meeting will be hold on Thursday 15/8/2024 at the National Chemical & Plastic hall to discuss financial statement of 2018,2019 2020,2021, discuss the cash dividend and loses , discuss the deficit, elect 5 new members of Administration council . Trading has been suspend on Monday 12/8/2024 .

General Assembly Meeting will be hold on Thursday 29/8/2024 at the company to discuss financial statement of 2023 , cash dividend . Trading has been suspend on Monday 26/8/2024 .

General Assembly Meeting will be hold on Sunday 8/9/2024 at the company to discuss financial statement of 2023 , cash dividend . Trading has been suspend on Thursday 5/9/2024 .

General Assembly Meeting will be hold on Tuesday 10/9/2024 at the company to discuss financial statement of 2023 , cash dividend and the deficit . Trading has been suspend on Wednesday 3/9/2024 .

General Assembly Meeting will be hold on Thursday 12/9/2024 at the Babylon Hotel to discuss financial statement of 2023 , cash dividend . Trading has been suspend on Monday 9/9/2024 .

General Assembly Meeting will be hold on Wednesday 6/3/2024 at the Trade Ministry VIP Hall to resign the current board of Administration and elect new five board of Administration . Trading has been suspend on Sunday 3/3/2024.

General Assembly Meeting will be hold on Tuesday 4/6/2024 at the company Al Mansour Branch to discuss financial statement of 2023 , cash dividend , increasing in company capital from 300 billion to 400 billion according to 56/ Fourth. Trading has been suspend on Tuesday 4/6/2024 .

