

## Iraq Stock Exchange

Trading Session Sunday 4/8/2024 -

Traded Volume 18,864,423,390

ISX Index 60 886.12

Previous ISX Index60 894.18

Change % -0.9

Change -8.06

Listed Companies 103

Traded Companies 33

General Assembly Co. 3

Suspended Co. 4



Bulletin No (140) of 2024

Traded Value 4,854,311,809 Traders 494

ISX Index 15 991.43

Previous ISX Index15 1007.48

Change % -1.59

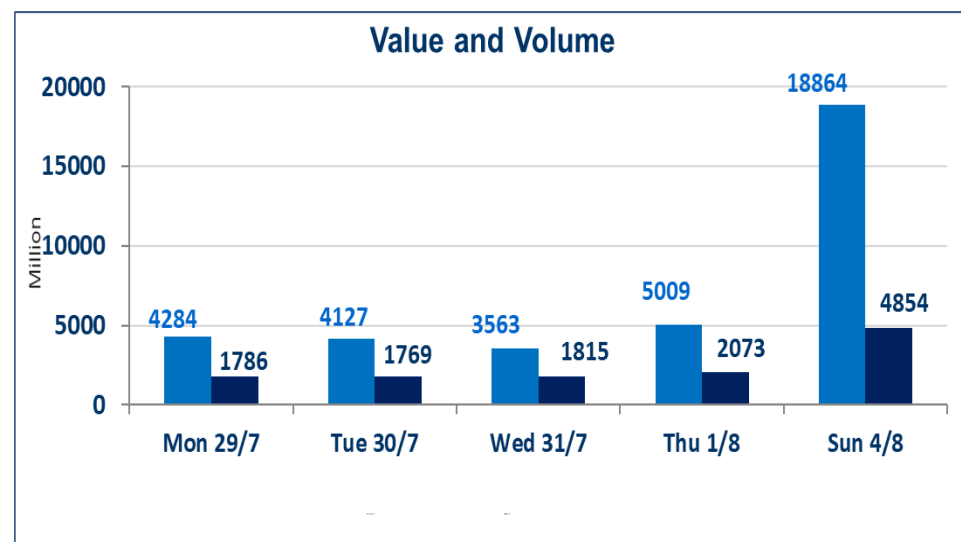
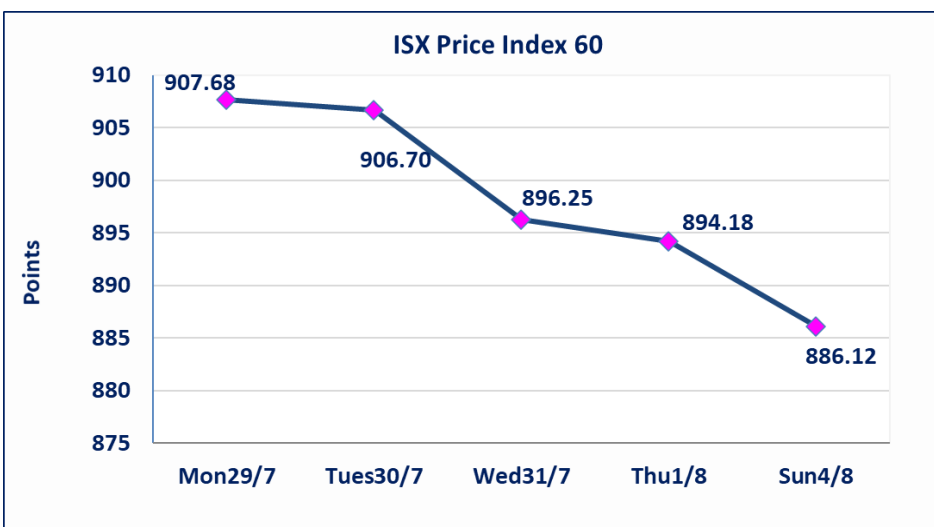
Change -16.05

Non Traded Co. 36

High Companies 8

Low Companies 16

Un Listed Companies OTC 2



Special Orders

Al Furat brokerage Firms (Buy) & (Sell) executed International Cross to International Islamic Bank with volume (1,800,000,000) share and value (630,000,000) IQD, on an additional session time after 12 o'clock .

### Gainers

Company Name	Closing Price	Change (%)	Traded Volume
Economy Bank	0.230	15.00	16,027,470,329
Iraqi Marketing Date	1.600	14.29	17,640,398
Al-Hilal Industries	1.190	3.48	11,525,000
The Light Industries	0.680	3.03	4,518,000
Kurdistan International Bank	1.280	1.59	1,600,000

### Losers

Company Name	Closing Price	Change (%)	Traded Volume
Rehab Karbala	0.600	-10.45	1,656,000
Sumer Commerical Bank	0.090	-10.00	710,870,469
Babylon Hotel	100.000	-4.76	14,518
Iraqi Carton Manufacturies	1.610	-4.17	2,663,256
National Bank of Iraq	2.450	-3.16	17,531,481

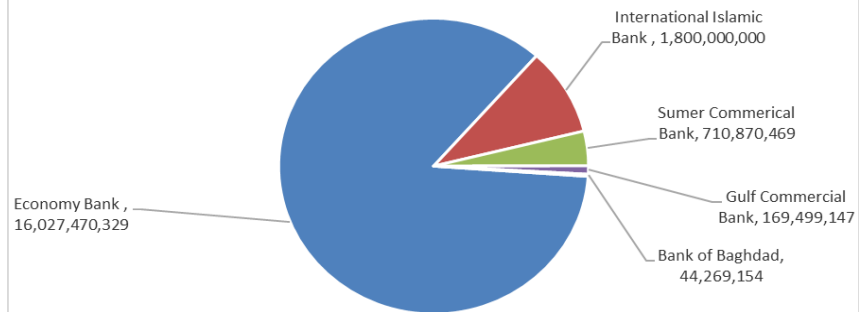
### Traded Volume

Company Name	Closing Price	Change (%)	Traded Volume
Economy Bank	0.230	15.00	16,027,470,329
International Islamic Bank	0.350	0.00	1,800,000,000
Sumer Commerical Bank	0.090	-10.00	710,870,469
Gulf Commercial Bank	0.330	0.00	169,499,147
Bank of Baghdad	2.880	-1.37	44,269,154

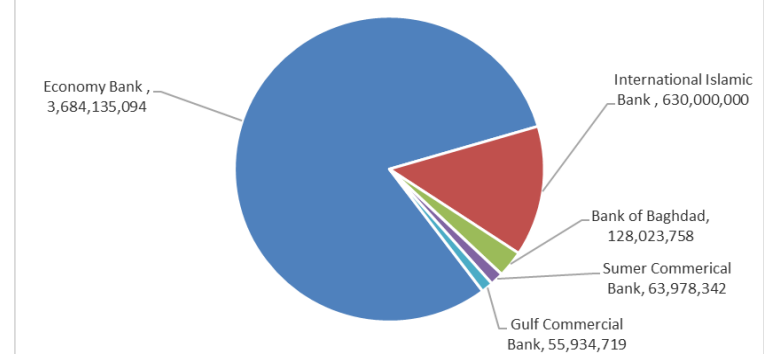
### Traded Value

Company Name	Closing Price	Change (%)	Traded Value
Economy Bank	0.230	15.00	3,684,135,094
International Islamic Bank	0.350	0.00	630,000,000
Bank of Baghdad	2.880	-1.37	128,023,758
Sumer Commerical Bank	0.090	-10.00	63,978,342
Gulf Commercial Bank	0.330	0.00	55,934,719

Top Five by Volume



Top Five by Value



## Regular Market Bulletin No (140)



Company Name	Code	opening Price	highest price	lowest price	Average price	Prev Average price	Closing Price	prev closing price	change (%)	No.of Trades	Traded Volume	Traded Value
<b>Banks Sector</b>												
Bank of Baghdad	BBOB	2.910	2.910	2.870	2.890	2.900	2.880	2.920	-1.37	69	44,269,154	128,023,758
Commercial Bank of Iraq	BCOI	0.810	0.810	0.810	0.810	0.820	0.810	0.820	-1.22	2	1,500,000	1,215,000
Economy Bank	BEFI	0.210	0.230	0.210	0.230	0.210	0.230	0.200	15.00	115	16,027,470,329	3,684,135,094
Gulf Commercial Bank	BGUC	0.330	0.330	0.330	0.330	0.330	0.330	0.330	0.00	21	169,499,147	55,934,719
Investment Bank of Iraq	BIBI	0.340	0.340	0.340	0.340	0.340	0.340	0.340	0.00	4	1,167,000	396,780
Middle East Bank	BIME	0.100	0.100	0.100	0.100	0.100	0.100	0.100	0.00	2	5,000,000	500,000
Kurdistan International Bank	BKUI	1.260	1.280	1.260	1.270	1.260	1.280	1.260	1.59	6	1,600,000	2,026,000
Al -Mansour Bank	BMNS	1.380	1.380	1.360	1.360	1.380	1.360	1.380	-1.45	21	15,385,112	20,971,478
National Bank of Iraq	BNOI	2.530	2.530	2.450	2.480	2.510	2.450	2.530	-3.16	35	17,531,481	43,459,974
Sumer Commerical Bank	BSUC	0.090	0.090	0.090	0.090	0.100	0.090	0.100	-10.00	19	710,870,469	63,978,342
<b>Total Of Banks Sector</b>										<b>294</b>	<b>16,994,292,692</b>	<b>4,000,641,144</b>
<b>Telecommunication Sector</b>												
Asia Cell Telecommunication	TASC	9.410	9.460	9.400	9.430	9.440	9.430	9.410	0.21	29	5,527,991	52,105,141
<b>Total Of Telecommunication</b>										<b>29</b>	<b>5,527,991</b>	<b>52,105,141</b>
<b>Services Sector</b>												
Baghdad -Iraq Transportatio	SBPT	43.000	43.000	43.000	43.000	43.170	43.000	43.750	-1.71	8	350,000	15,050,000
Mamoura Realestate Investr	SMRI	5.830	5.830	5.800	5.800	5.830	5.800	5.830	-0.51	2	10,617	61,597
Al-Nukhba for construction	SNUC	0.640	0.640	0.640	0.640	0.640	0.640	0.640	0.00	2	50,000	32,000
Rehab Karbala	HKAR	0.600	0.600	0.600	0.600	0.670	0.600	0.670	-10.45	4	1,656,000	993,600
<b>Total Of Services Sector</b>										<b>16</b>	<b>2,066,617</b>	<b>16,137,197</b>
<b>Industry Sector</b>												
Baghdad Soft Drinks	IBSD	4.550	4.550	4.500	4.510	4.550	4.520	4.550	-0.66	26	10,806,000	48,709,850
Iraqi Marketing Date	IIDP	1.450	1.610	1.450	1.540	1.400	1.600	1.400	14.29	31	17,640,398	27,220,574
Al-Mansour Pharmaceuticals	IMAP	1.890	1.890	1.890	1.890	1.890	1.890	1.890	0.00	1	1,000,000	1,890,000
Modern Sewing	IMOS	8.800	8.800	8.790	8.800	8.800	8.790	8.800	-0.11	3	200,000	1,759,000
National Chemical &Plastic	INCP	1.720	1.720	1.710	1.710	1.730	1.710	1.720	-0.58	10	1,108,033	1,898,817
Ready Made Clothes	IRMC	3.500	3.500	3.500	3.500	3.450	3.500	3.450	1.45	3	65,425	228,988
<b>Total Of Industry Sector</b>										<b>74</b>	<b>30,819,856</b>	<b>81,707,229</b>
<b>Hotels Sector</b>												
Babylon Hotel	HBAY	100.000	100.000	100.000	100.000	105.000	100.000	105.000	-4.76	2	14,518	1,451,800
<b>Total Of Hotels Sector</b>										<b>2</b>	<b>14,518</b>	<b>1,451,800</b>
<b>Agriculture Sector</b>												
Iraqi Agricultural Products	AIRP	20.260	20.260	20.260	20.260	20.250	20.260	20.250	0.05	1	50,000	1,013,000
Iraqi for Seed Production	AISP	9.380	9.380	9.250	9.270	9.320	9.290	9.380	-0.96	39	3,717,246	34,452,178
<b>Total Of Agriculture Sector</b>										<b>40</b>	<b>3,767,246</b>	<b>35,465,178</b>
<b>Total Of Regular</b>										<b>455</b>	<b>17,036,488,920</b>	<b>4,187,507,689</b>

## Non Regular Market Bulletin No (139)

Company Name	Code	opening Price	highest price	lowest price	Average price	Prev Average price	Closing Price	prev closing price	change (%)	No.of Trades	Traded Volume	Traded Value
<b>Banks Sector</b>												
International Islamic Bank	BINT	0.350	0.350	0.350	0.350	0.350	0.350	0.350	0.00	1	1,800,000,000	630,000,000

Credit Bank	BROI	0.860	0.860	0.860	0.860	0.880	0.860	0.880	-2.27	1	1,000,000	860,000
<b>Total Of Banks Sector</b>										2	1,801,000,000	630,860,000
<b>Industry Sector</b>												
Baghdad for Packing Material	IBPM	2.800	2.800	2.800	2.800	2.800	2.800	2.800	0.00	1	5,000,000	14,000,000
										1	5,000,000	14,000,000
<b>Total of Non Regular</b>										3	1,806,000,000	644,860,000

### Undisclosed Platform Companies Bulletin (140)

Company Name	Code	opening Price	highest price	lowest price	Average price	Prev Average price	Closing Price	prev closing price	change (%)	No.of Trades	Traded Volume	Traded Value
<b>Banks Sector</b>												
Babylon Bank	BBAY	0.070	0.070	0.070	0.070	0.070	0.070	0.070	0.00	8	2,000,000	140,000
<b>Total Of Banks Sector</b>										8	2,000,000	140,000
<b>Services Sector</b>												
General Transportation	SIGT	0.970	0.970	0.970	0.970	0.970	0.970	0.970	0.00	1	228,214	221,368
<b>Total Of Services Sector</b>										1	228,214	221,368
<b>Industry Sector</b>												
Al-Hilal Industries	IHLI	1.160	1.200	1.160	1.190	1.180	1.190	1.150	3.48	14	11,525,000	13,680,000
Iraqi Carton Manufacturies	IICM	1.650	1.650	1.610	1.630	1.620	1.610	1.680	-4.17	4	2,663,256	4,330,372
Modern Construction Mater	IMCM	0.490	0.490	0.490	0.490	0.500	0.490	0.500	-2.00	1	1,000,000	490,000
The Light Industries	ITLI	0.660	0.690	0.660	0.680	0.660	0.680	0.660	3.03	8	4,518,000	3,082,380
<b>Total Of Industry Sector</b>										27	19,706,256	21,582,752
										36	21,934,470	21,944,120
<b>Grand Total</b>										494	18,864,423,390	4,854,311,809

<b>Iraq Stock Exchange non trading companies on Sunday 4/8/2024</b>			
<b>Company Names</b>	<b>Code</b>	<b>Previous Average Price</b>	<b>Closing Price</b>
<b>Banking Sector</b>			
Asia Al Iraq Islamic Bank	BAIB	0.900	0.900
Cihan Islamic Bank	BCIH	2.200	2.200
United Bank	BUND	0.080	0.080
Al-Taif Islamic Bank	BTIB	0.840	0.850
National Islamic Bank	BNAI	0.570	0.570
Elaf Islamic Bank	BELF	0.440	0.440
Union Bank of Iraq	BUOI	0.220	0.220
Ashur International Bank	BASH	0.280	0.280
Iraqi Islamic Bank	BIIB	1.120	1.120
Mosul Bank For Investment	BMFI	0.180	0.180
<b>Telecommunication Sector</b>			
Al-Khatem Telecoms	TZNI	2.440	0.630
<b>Insurance Sector</b>			
Dar Al-Salam for Insurance	NDSA	0.830	0.830
Al-Ameen for Insurance	NAME	0.630	0.630
<b>Industry Sector</b>			
Al -Khazer Road for Construction Material	IKHC	2.100	2.100
Iraqi Engineering Works	IIEW	4.200	4.200
Metallic Industries and Bicycles	IMIB	2.000	2.000
Iraqi For Tufted Carpets	IITC	14.600	14.600
Al-Kindi of Veterinary Vaccines	IKLV	1.580	1.580
<b>Services Sector</b>			
Kharkh Tour Amuzement City	SKTA	4.050	4.050
Al-Mosul for funfairs	SMOF	8.100	8.100
<b>Hotels Sector</b>			
Tourist Village of Mosul dam	HTVM	11.000	11.000
Baghdad Hotel	HBAG	10.750	10.750
Ishtar Hotel	HISH	9.750	9.750
National for Tourist Investment	HNTI	11.500	11.500
Al-Mansour Hotel	HMAN	42.000	42.000
<b>Agriculture Sector</b>			
Al-Ahlyia agricultural production	AAHP	0.930	0.930
Babil Animal&vegetable Products	ABAP	1.000	1.000
Agricultural Products Meat	AIPM	5.450	5.450
Middle East for Production- Fish	AMEF	7.500	7.500
<b>Company Names</b>	<b>Code</b>	<b>Previous Average Price</b>	<b>Closing Price</b>
<b>Banks Sector</b>			
World Islamic Bank	BWOR	1.000	1.000
Al-Qurtas Islamic Bank	BQUR	1.000	1.000
Arabiya Islamic Bank	BAAI	1.000	1.000
Al- Qabidh Islamic Bank	BQAB	0.240	0.240
AL- Mashreq al-Arabi Islamic Bank	BAMS	-	-
Trust International Islamic Bank	BTRU	0.750	0.750

Al Janoob Islamic Bank Investment	BJAB	1.000	1.000
Al Mustashar Bank	BMUI	1.000	1.000
Region Trade Bank	BRTB	1.000	1.000
Iraq Noor Islamic Bank	BINI	0.700	0.700
Zain Al-Iraq Islamic Bank	BZII	0.340	0.340
Ameen Al Iraq Islamic Bank	BAME	1.000	1.000
Al Anssari Islamic Bank	BANS	1.000	1.000
Erbil Bank	BERI	0.110	0.110
Al Attaa Islamic Bank	BLAD	0.140	0.140
<b>Company Names</b>	<b>Code</b>	<b>Previous Average Price</b>	<b>Closing Price</b>
<b>Insurance Sector</b>			
Al -Hamraa Insurance	NHAM	0.900	0.900
Alahliya For Insurance	NAHF	0.310	0.310
<b>Investment Sector</b>			
Al-Zawraa for Finanical Investment	VZAF	0.180	0.180
AL-Wiaam for Financial Investment	VWIF	0.350	0.350
Bain Al-Nahrain Financial Investment	VMES	0.900	0.900
Al-Ameen for Financial Investment	VAMF	1.000	1.000
<b>Services Sector</b>			
Ibdaa Al-Sharq Al-Awsat	SIBD	1.000	1.000
Al-Ameen Estate Investment	SAEI	2.360	2.360
<b>Industry Sector</b>			
Modern chemical industries	IMCI	100.000	100.000
National Furniture Industries	IHFI	2.300	2.300
Fallujah for construction Materials	IFCM	3.500	3.500
<b>Agriculture Sector</b>			
Al-Ribas for Poultry and Fodder	AREB	-	-
<b>Hotels Sector</b>			
Ashour Hotel	HASH	20.290	21.000
<b>Company Names</b>	<b>Code</b>	<b>Previous Average Price</b>	<b>Closing Price</b>
<b>Industry Sector</b>			
Electronic Industries	IELI	0.780	0.780
<b>Services Sector</b>			
AL-Badia for General Trans	SBAG	0.560	0.690
<b>Investment Sector</b>			
AL- Batek Investment	VBAT	0.380	0.380
Alkhair for financial Investment	VKHF	0.240	0.240
<b>Hotels Sector</b>			
Al-Sadeer Hotel	HSAD	28.750	28.750
Palestine Hotel	HPAL	21.000	21.000

Iraq Stock Exchange  
 Non Iraqis' Bulletin Sunday 4 Aug 2024  
 Regular Market



Non Iraqi Trading of Regular Market (Buy)

Company Names	Code	No.of trades	Traded Shares	Trading Volume
<b>Banks Sector</b>				
Gulf Commercial Bank	BGUC	1	2,600	858
Kurdistan International Bank	BKUI	2	10,000	12,600
<b>Total Bank sector</b>		<b>3</b>	<b>12,600</b>	<b>13,458</b>
<b>Grand Total</b>		<b>3</b>	<b>12600</b>	<b>13458</b>

Non Iraqi Trading of Regular Market (Sell)

Company Names	Code	No.of trades	Traded Shares	Trading Volume
<b>Banks Sector</b>				
Bank Of Baghdad	BBOB	27	18,448,822	53,403,650
National Bank Of Iraq	BNOI	1	777	1,966
<b>Total Bank sector</b>		<b>28</b>	<b>18,449,599</b>	<b>53,405,616</b>
<b>Grand Total</b>		<b>28</b>	<b>18449599</b>	<b>53405616</b>



## Not Trading Bonds Bulletin

Bond type	Publish type	Code	last trading price	immortilize date
Banaa Bonds / million ID	First	CB10	1030000	12/10/2025
Banaa Bonds / million ID	second	CB20	964981	19/12/2025
Amara Bonds /500 thousand	First	CB25	—	10/09/2025
Amara Bonds /Million ID	First	CB30	984000	10/09/2027
Amara Bonds /500 thousand	Second	CB35	—	—
Amara Bonds /Million ID	Second	CB40	—	—
Amara Bonds /500 thousand	Third	CB45	—	—
Amara Bonds /Million ID	Third	CB50	—	—



# Iraq Stock Exchange

Sunday 4/8/2024



## Not Trading OTC

Company Name	Code	Previous Average price
Rabee Securities	FRSE	—

### Iraq Stock Exchange Suspended Companies

<b>Al-Rajih Islamic Bank (BRAJ)</b>	<b>19/09/2021</b>	The trading suspended for not produce the Annual disclosure for 2020 at closing price (1.000) ID.
<b>North Bank (BNOR)</b>	<b>31/10/2022</b>	The trading suspended by ISC decision at closing price (0.070) ID.
<b>Gulf Insurance (NGIR)</b>	<b>14/07/2024</b>	The trading suspended for not produce the quarterly disclosure for the first quarter of 2024 at closing price (0.420) ID.
<b>Modern for Animal Production (AMAF)</b>	<b>14/07/2024</b>	The trading suspended for not produce the quarterly disclosure for the first quarter of 2024 at closing price (0.500) ID.

## Iraq Stock Exchange News of listed companies Sunday 4/8/2024

Companies News	
Trans Iraq Bank for Investment(BTRI)	General Assembly Meeting will be hold on Monday 29/7/2024 at the company o discuss financial statement of 2023, discuss the cash dividend .Trading has been suspend on Wednesday 24/7/2024 .
Karmal Brokerage (FKSX)	General Assembly Meeting will be hold on Tuesday 30/7/2024 at the company to discuss financial statement of 2023, discuss the cash dividend , increasing in company capital from (260,000,000) ID to (600,000,000) ID according to (second /55) . last session will be on Monday 29/7/2024 .and re trading will be on Wednesday session 31/7/2024 .
Gulf Insurance (NGIR)	General Assembly Meeting will be hold on Saturday 3/8/2024 at the company to elect 7 new members of Administration council .the company suspended by ISC decision for not produce the quarterly disclosure for the first quarter of 2024 .
Iraqi Marketing Date(IIDP)	General Assembly Meeting will be hold on Wednesday 14/8/2024 at the company o discuss financial statement of 2020,2021, discuss the cash dividendand loses ,discuss the deficit,elect 6 new members of Administration council .Trading has been suspend on Sunday 11/8/2024 .
Alahliya For Insurance(NAHF)	General Assembly Meeting will be hold on Thursday 29/8/2024 at the company to discuss financial statement of 2023 , cash dividend . Trading has been suspend on Monday 26/8/2024 .
Dar Al-Salam for Insurance (NDSA)	General Assembly Meeting will be hold on Sunday 9/8/2024 at the company to discuss financial statement of 2023 , cash dividend . Trading has been suspend on Wednesday 3/9/2024 .
out of trading	
Iraqi Land Transport (SILT)	General Assembly Meeting will be hold on Wednesday 6/3/2024 at the Trade Ministry VIP Hall to resign the current board of Administration and elect new five board of Administration .Trading has been suspend on Sunday 3/3/2024.
International Development Bank(I	General Assembly Meeting will be hold on Tuesday 4/6/2024 at the company Al Mansour Branch to discuss financial statement of 2023 ,cash dividend , increasing in company capital from 300 billion to 400 billion according to 56/ Fourth. Trading has been suspend on Tuesday 4/6/2024 .