

Iraq Stock Exchange



Trading Session Thursday 4/7/2024 -

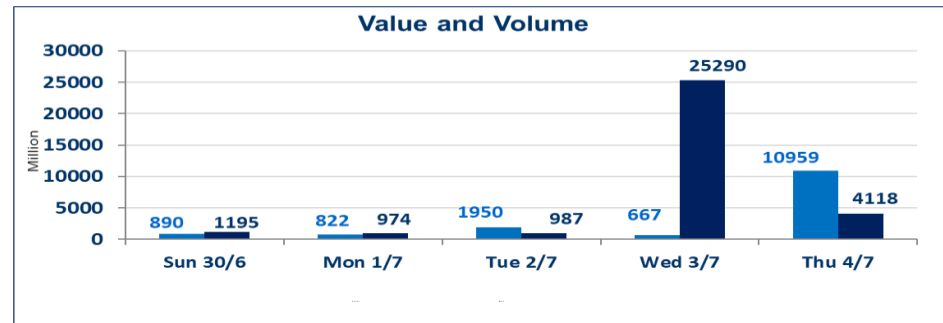
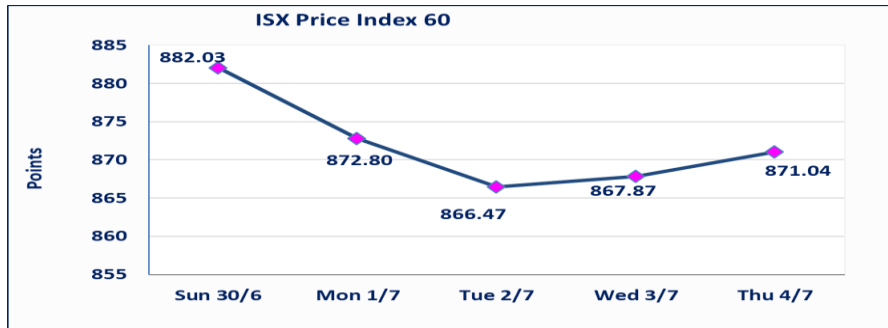
Traded Volume 10,959,792,036
 ISX Index 60 871.04
 Previous ISX Index60 867.87
 Change % 0.37
 Change 3.17

Listed Companies 103
 Traded Companies 33
 General Assembly Co. 8
 Suspended Co. 2

Bulletin No (121) of 2024

Traded Value 4,118,371,959 Traders 417
 ISX Index 15 996.60
 Previous ISX Index15 993.20
 Change % 0.34
 Change 3.40

Non Traded Co. 60
 High Companies 9
 Low Companies 8
 Un Listed Companies OTC 2



al Wamidh brokerage Firms (Buy) & (Sell) executed International Cross to International Islamic Bank with volume (10,000,000,000) share and value (3,300,000,000) IQD, on an additional session time after 12 o'clock .

Special Orders

Gainers

Company Name	Closing Price	Change (%)	Traded Volume
National for Tourist Investment	12.420	15.00	563,183
Al Attaa Islamic Bank	0.140	7.69	45,000
Gulf Commercial Bank	0.330	6.45	399,187,145
Baghdad Hotel	10.850	2.84	526,009
Iraqi for Seed Production	8.180	0.99	5,934,293

Losers

Company Name	Closing Price	Change (%)	Traded Volume
International Islamic Bank	0.330	-8.33	10,001,059,045
Economy Bank	0.230	-4.17	5,056,000
The Light Industries	0.690	-2.82	1,500,000
Iraqi For Tufted Carpets	15.600	-2.80	792,900
National Chemical & Plastic	1.750	-2.78	1,250,000

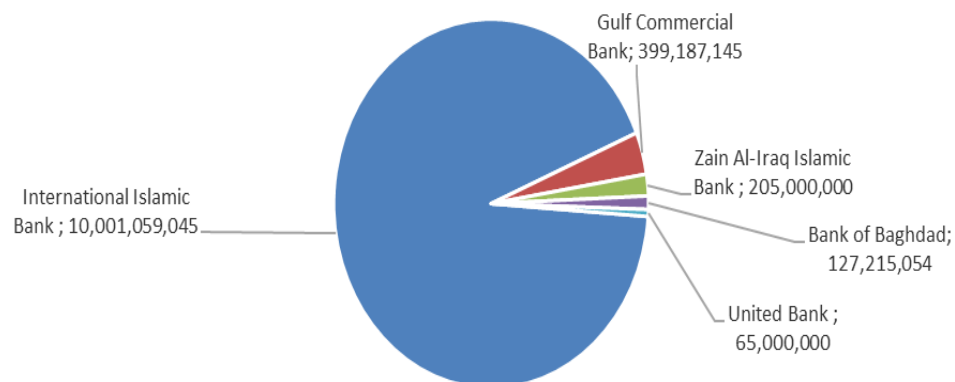
Traded Volume

Company Name	Closing Price	Change (%)	Traded Volume
International Islamic Bank	0.330	-8.33	10,001,059,045
Gulf Commercial Bank	0.330	6.45	399,187,145
Zain Al-Iraq Islamic Bank	0.340	0.00	205,000,000
Bank of Baghdad	2.940	0.00	127,215,054
United Bank	0.080	0.00	65,000,000

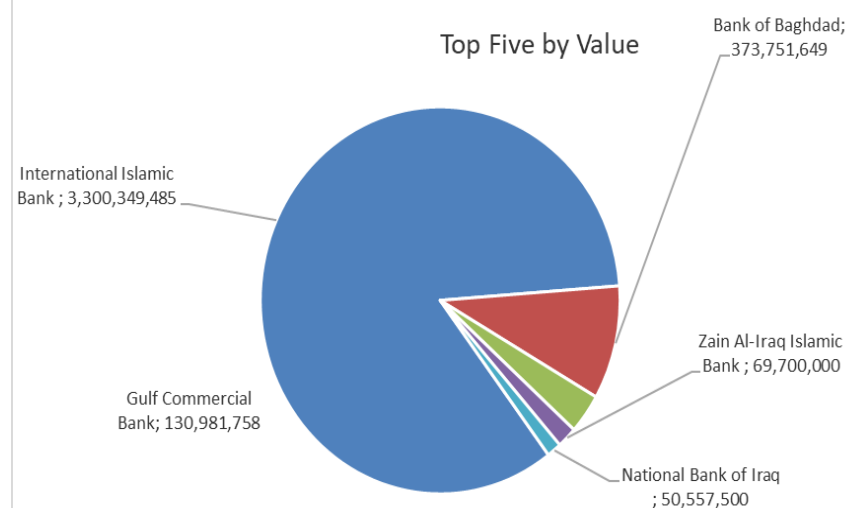
Traded Value

Company Name	Closing Price	Change (%)	Traded Value
International Islamic Bank	0.330	-8.33	3,300,349,485
Bank of Baghdad	2.940	0.00	373,751,649
Gulf Commercial Bank	0.330	6.45	130,981,758
Zain Al-Iraq Islamic Bank	0.340	0.00	69,700,000
National Bank of Iraq	2.710	-0.73	50,557,500

Top Five by Volume



Top Five by Value



Regular Market Bulletin No (121)



Company Name	Code	opening Price	highest price	lowest price	Average price	Prev Average price	Closing Price	prev closing price	change (%)	No.of Trades	Traded Volume	Traded Value
Banks Sector												
Ashur International Bank	BASH	0.280	0.280	0.270	0.270	0.290	0.280	0.280	0.00	10	18,141,215	4,979,540
Bank of Baghdad	BBOB	2.930	2.970	2.930	2.940	2.940	2.940	2.940	0.00	114	127,215,054	373,751,649
Commercial Bank of Iraq	BCOI	0.800	0.800	0.790	0.800	0.800	0.800	0.800	0.00	3	3,365,308	2,687,172
Economy Bank	BEFI	0.230	0.230	0.230	0.230	0.240	0.230	0.240	-4.17	4	5,056,000	1,162,880
Gulf Commercial Bank	BGUC	0.320	0.330	0.320	0.330	0.310	0.330	0.310	6.45	59	399,187,145	130,981,758
Investment Bank of Iraq	BIBI	0.340	0.340	0.340	0.340	0.340	0.340	0.340	0.00	2	5,000,000	1,700,000
Iraqi Islamic Bank	BIIB	1.080	1.080	1.080	1.080	1.090	1.080	1.100	-1.82	4	4,321,386	4,667,097
Mosul Bank For Investment	BMFI	0.190	0.190	0.190	0.190	0.190	0.190	0.190	0.00	5	7,500,000	1,425,000
Al -Mansour Bank	BMNS	1.330	1.330	1.330	1.330	1.330	1.330	1.330	0.00	14	15,264,000	20,301,120
National Bank of Iraq	BNOI	2.720	2.730	2.700	2.710	2.700	2.710	2.730	-0.73	24	18,650,000	50,557,500
Sumer Commerical Bank	BSUC	0.090	0.090	0.090	0.090	0.090	0.090	0.090	0.00	1	5,000,000	450,000
United Bank	BUND	0.080	0.080	0.080	0.080	0.080	0.080	0.080	0.00	7	65,000,000	5,200,000
Total Of Banks Sector										247	673,700,108	597,863,716
Telecommunication Sector												
Asia Cell Telecommunication	TASC	9.170	9.180	9.170	9.170	9.190	9.180	9.170	0.11	29	4,018,750	36,854,438
Total Of Telecommunication										29	4,018,750	36,854,438
Industry Sector												
Baghdad Soft Drinks	IBSD	4.040	4.050	4.040	4.050	4.050	4.050	4.050	0.00	4	1,212,302	4,909,700
Iraqi For Tufted Carpets	IITC	15.900	15.900	15.500	15.620	16.050	15.600	16.050	-2.80	12	792,900	12,382,110
Al-Mansour Pharmaceutical	IMAP	1.820	1.820	1.820	1.820	1.820	1.820	1.820	0.00	2	2,059,451	3,748,201
Modern Sewing	IMOS	9.300	9.330	9.300	9.310	9.300	9.330	9.300	0.32	5	485,000	4,517,050
National Chemical &Plastic	INCP	1.750	1.750	1.750	1.750	1.800	1.750	1.800	-2.78	4	1,250,000	2,187,500
Ready Made Clothes	IRMC	3.450	3.450	3.450	3.450	3.430	3.450	3.450	0.00	3	300,000	1,035,000
Total Of Industry Sector										30	6,099,653	28,779,561
Hotels Sector												
Baghdad Hotel	HBAG	10.750	10.850	10.750	10.750	10.550	10.850	10.550	2.84	3	526,009	5,657,198
Ishtar Hotel	HISH	9.700	9.700	9.700	9.700	9.600	9.700	9.620	0.83	2	50,000	485,000
National for Tourist Investm	HNTI	12.000	12.420	12.000	12.170	10.800	12.420	10.800	15.00	8	563,183	6,855,367
Total Of Hotels Sector										13	1,139,192	12,997,565
Agriculture Sector												
Iraqi for Seed Production	AISP	8.100	8.200	8.000	8.060	8.100	8.180	8.100	0.99	61	5,934,293	47,855,884
Total Of Agriculture Sector										61	5,934,293	47,855,884
Total Of Regular										380	690,891,996	724,351,163

Non Regular Market Bulletin No (120)

Company Name	Code	opening Price	highest price	lowest price	Average price	Prev Average price	Closing Price	prev closing price	change (%)	No.of Trades	Traded Volume	Traded Value
Banks Sector												
International Islamic Bank	BINT	0.330	0.330	0.330	0.330	0.360	0.330	0.360	-8.33	7	10,001,059,045	3,300,349,485
Al Attaa Islamic Bank	BLAD	0.140	0.140	0.140	0.140	0.130	0.140	0.130	7.69	1	45,000	6,300
Credit Bank	BROI	0.860	0.860	0.860	0.860	0.870	0.860	0.860	0.00	8	7,100,000	6,106,000
Zain Al-Iraq Islamic Bank	BZII	0.340	0.340	0.340	0.340	0.340	0.340	0.340	0.00	3	205,000,000	69,700,000
Total Of Banks Sector										19	10,213,204,045	3,376,161,785

Services Sector												
Al-Ameen Estate Investment	SAEI	2.350	2.350	2.350	2.350	2.390	2.350	2.360	-0.42	1	1,000,000	2,350,000
Total Of Services Sector										1	1,000,000	2,350,000
Industry Sector												
Fallujah for construction Ma	IIFCM	3.400	3.450	3.400	3.450	3.420	3.450	3.420	0.88	9	3,178,500	10,956,900
Total Of Industry Sector										9	3,178,500	10,956,900
Total of Non Regular										29	10,217,382,545	3,389,468,685

Undisclosed Platform Companies Bulletin (121)

Company Name	Code	opening Price	highest price	lowest price	Average price	Prev Average price	Closing Price	prev closing price	change (%)	No.of Trades	Traded Volume	Traded Value
Babylon Bank	BBAY	0.070	0.070	0.070	0.070	0.070	0.070	0.070	0.00	4	50,000,000	3,500,000
Total Of Banks Sector										4	50,000,000	3,500,000
Services Sector												
General Transportation	SIGT	0.960	0.960	0.960	0.960	0.960	0.960	0.960	0.00	1	16,640	15,974
Total Of Banks Sector										1	16,640	15,974
Industry Sector												
Iraqi Carton Manufacturies	IICM	1.330	1.330	1.330	1.330	1.330	1.330	1.330	0.00	1	855	1,137
The Light Industries	ITLI	0.690	0.690	0.690	0.690	0.700	0.690	0.710	-2.82	2	1,500,000	1,035,000
Total Of Industry Sector										3	1,500,855	1,036,137
Total of un disclosed										8	51,517,495	4,552,112
Grand Total										417	10,959,792,036	4,118,371,959

Iraq Stock Exchange
Non Iraqis' Bulletin Thursday July 4 2024
Regular Market



Non Iraqi Trading of Regular Market (Buy)

Company Names	Code	No.of trades	Traded Shares	Trading Volume
Banks Sector				
Bank Of Baghdad	BBOB	1	203,846	599,307
National Bank Of Iraq	BNOI	1	216,667	587,168
Total Bank sector		2	420,513	1,186,475
Grand Total		2	420,513	1,186,475

Non Iraqi Trading of Regular Market (Sell)

Company Names	Code	No.of trades	Traded Shares	Trading Volume
Banks Sector				
Bank Of Baghdad	BBOB	15	17,000,000	50,030,000
National Bank Of Iraq	BNOI	1	4,500,000	12,285,000
Total Bank sector		16	21,500,000	62,315,000
Grand Total		16	21,500,000	62,315,000

Iraq Stock Exchange

Thursday 4/7/20244



Not Trading OTC

Company Name	Code	Previous Average price
Rabee Securities	FRSE	—
Karmal Brokerage	FKSX	10.000



Not Trading Bonds Bulletin

Bond type	Publish type	Code	last trading price	immortilize date
Banaa Bonds / million ID	First	CB10	1030000	12/10/2025
Banaa Bonds / million ID	second	CB20	964981	19/12/2025
Amara Bonds /500 thousand	First	CB25	—	10/09/2025
Amara Bonds /Million ID	First	CB30	984000	10/09/2027
Amara Bonds /500 thousand	Second	CB35	—	—
Amara Bonds /Million ID	Second	CB40	—	—
Amara Bonds /500 thousand	Third	CB45	—	—
Amara Bonds /Million ID	Third	CB50	—	—

Iraq Stock Exchange non trading companies on Thursday 4/7/2024

Company Names	Code	Previous Average Price	Closing Price
Banking Sector			
Asia Al Iraq Islamic Bank	BAIB	0.900	0.900
Cihan Islamic Bank	BCIH	2.200	2.200
National Islamic Bank	BNAI	0.620	0.620
Elaf Islamic Bank	BELF	0.440	0.440
Al-Taif Islamic Bank	BTIB	0.690	0.690
Kurdistan International Bank	BKUI	1.000	1.000
Union Bank of Iraq	BUOI	0.220	0.220
Middle East Bank	BIME	0.100	0.100
Telecommunication Sector			
Al-Khatem Telecoms	TZNI	2.540	2.540
Insurance Sector			
Al-Ameen for Insurance	NAME	0.650	0.650
Dar Al-Salam for Insurance	NDSA	0.780	0.780
Services Sector			
Al-Nukhba for construction	SNUC	0.650	0.650
Rehab Karbala	HKAR	0.700	0.700
Kharkh Tour Amuzement City	SKTA	4.400	4.400
Al-Mosul for funfairs	SMOF	8.600	8.600
Baghdad -Iraq Transportation	SBPT	41.000	41.000
Mamoura Realestate Investment	SMRI	5.980	5.960
Industry Sector			
Iraqi Marketing Date	IIDP	1.500	1.500
Iraqi Engineering Works	IIEW	3.980	4.000
Al -Khazer Road for Construction Material	IKHC	2.100	2.100
Metallic Industries and Bicycles	IMIB	2.000	2.000
Hotels Sector			
Babylon Hotel	HBAY	105.030	105.030
Al-Mansour Hotel	HMAN	45.000	45.000
Agriculture Sector			
Babil Animal&vegetable Products	ABAP	-	-
Middle East for Production- Fish	AMEF	7.400	7.400
Modern for Animal Production	AMAP	0.500	0.500
Iraqi Agricultural Products	AIRP	24.000	24.000
Al-Ahlyia agricultural production	AAHP	0.900	0.900
Agricultural Products Meat	AIPM	5.350	5.340
Company Names	Code	Previous Average Price	Closing Price
Banks Sector			
World Islamic Bank	BWOR	1.000	1.000
Arabiya Islamic Bank	BAAI	1.000	1.000
Al-Qurtas Islamic Bank	BQUR	1.000	1.000
Arabiya Islamic Bank	BAAI	1.000	1.000
Ameen Al Iraq Islamic Bank	BAME	1.000	1.000
Al- Qabidh Islamic Bank	BQAB	0.240	0.240
Al Anssari Islamic Bank	BANS	1.000	1.000
Erbil Bank	BERI	0.110	0.110
AL- Mashreq al-Arabi Islamic Bank	BAMS	-	-
Erbil Bank	BERI	0.110	0.110
Trust International Islamic Bank	BTRU	0.750	0.750
Al Janoob Islamic Bank Investment	BJAB	1.000	1.000
Al Mustashar Bank	BMUI	1.000	1.000
Region Trade Bank	BRTB	1.000	1.000
Trans Iraq Bank for Investment	BTRI	0.700	0.700
Iraq Noor Islamic Bank	BINI	0.990	0.990
Insurance Sector			
Al -Hamraa Insurance	NHAM	0.900	0.900

Investment Sector			
Al-Zawraa for Financial Investment	VZAF	0.180	0.180
Al-Ameen for Financial Investment	VAMF	1.000	1.000
AL-Wiaam for Financial Investment	VWIF	0.350	0.350
Bain Al-Nahrain Financial Investment	VMES	0.900	0.900
Hotels Sector			
Ashour Hotel	HASH	18.110	18.110
Industry Sector			
Modern chemical industries	IMCI	100.000	100.000
National Furniture Industries	IHFI	2.300	2.300
Baghdad for Packing Materials	IBPM	2.800	2.800
Agriculture Sector			
Al-Ribas for Poultry and Fodder	AREB	-	-
Company Names	Code	Previous Average Price	Closing Price
Investment Sector			
AL- Batek Investment	VBAT	0.380	0.380
Alkhair for financial Investment	VKHF	0.200	0.200
Services Sector			
AL-Badia for General Trans	SBAG	0.600	0.600
Industry Sector			
Electronic Industries	IELI	0.710	0.710
Al-Hilal Industries	IHLI	1.080	1.080
Modern Construction Materials	IMCM	0.520	0.520
Hotels Sector			
Palestine Hotel	HPAL	21.000	21.000
Al-Sadeer Hotel	HSAD	28.750	28.750

Iraq Stock Exchange Suspended Companies

Al-Rajih Islamic Bank (BRAJ)	19/09/2021	The trading suspended for not produce the Annual disclosure for 2020 at closing price (1.000) ID.
North Bank (BNOR)	31/10/2022	The trading suspended by ISC decision at closing price (0.070) ID.

Iraq Stock Exchange News of listed companies Thursday 4/7/2024

Companies News

Iraqi For Tufted Carpets(IITC)	General Assembly Meeting will be hold on Sunday 14/7/2024 at the Iraqi Economic Union to discuss financial statement of 2023 . Trading has been suspend on Tuesday 9/7/2024 .
National Chemical &Plastic (INCP)	General Assembly Meeting will be hold on Tuesday 23/7/2024 at the Iraqi Economic Union to discuss financial statement of 2022, discuss the deficit . Trading has been suspend on Wednesday 17/7/2024 .
out of trading	
Iraqi Land Transport (SILT)	General Assembly Meeting will be hold on Wednesday 6/3/2024 at the Trade Ministry VIP Hall to resign the current board of Administration and elect new five board of Administration .Trading has been suspend on Sunday 3/3/2024.
International Development Bank(ED)	General Assembly Meeting will be hold on Tuesday 4/6/2024 at the company Al Mansour Branch to discuss financial statement of 2023 ,cash dividend , increasing in company capital from 300 billion to 400 billion according to 56/ Fourth. Trading has been suspend on Tuesday 4/6/2024 .
Ibdaa Al-Sharq Al-Awsat (SIBD)	General Assembly Meeting will be hold on Tuesday 11/6/2024 at the Iraqi Middle East Bank to resign the Auditors and elect new one . Trading has been suspend on Thursday 6/6/2024 .
Tourist Village of Mosul dam (HTVM)	General Assembly Meeting will be hold on Friday 28/6/2024 at Al Mousil Modern Plaza Hall to discuss financial statement of 2023. Trading has been suspend on Monday 24/6/2024 .
Gulf Insurance(NGIR)	General Assembly Meeting will be hold on Sunday 30/6/2024 at AlHunting Club to discuss reduce the board of Council Administration from seven to five and election new five . Trading has been suspend on Monday 24/6/2024 .
Alahliya For Insurance(NAHF)	General Assembly Meeting will be hold on Tuesday 2/7/2024 at the company to discuss financial statement of 2022 , discuss the deficit, elect five members of Administration council, increasing in company capital from 7 billion to 15 billion according to (55/first) . Trading has been suspend on Thursday 27/6/2024 .
Al-Kindi of Veterinary Vaccines(IKLV)	General Assembly Meeting will be hold on Wednesday 3/7/2024 at Athe company to elect new five board of Council Administration . Trading has been suspend on Sunday 30/6/2024 .
Region Trade Bank(BRTB)	General Assembly Meeting will be hold on Thursday 4/7/2024 at Athe company to elect new seven board of Council Administration . Trading has been suspend on Monday 1/7/2024 .