

Iraq Stock Exchange

Trading Session Wednesday 31/7/2024 -

Traded Volume 3,563,960,682

ISX Index 60 896.25

Previous ISX Index60 906.70

Change % -1.15

Change -10.45

Listed Companies 103

Traded Companies 43

General Assembly Co. 3

Suspended Co. 4



Bulletin No (138) of 2024

Traded Value 1,815,353,462 Traders 530

ISX Index 15 1008.30

Previous ISX Index15 1018.88

Change % -1.04

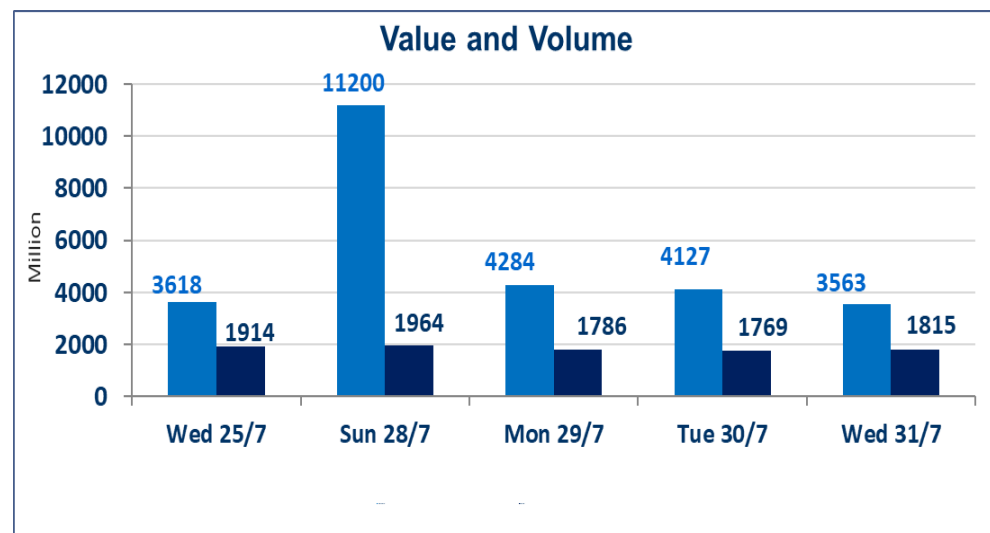
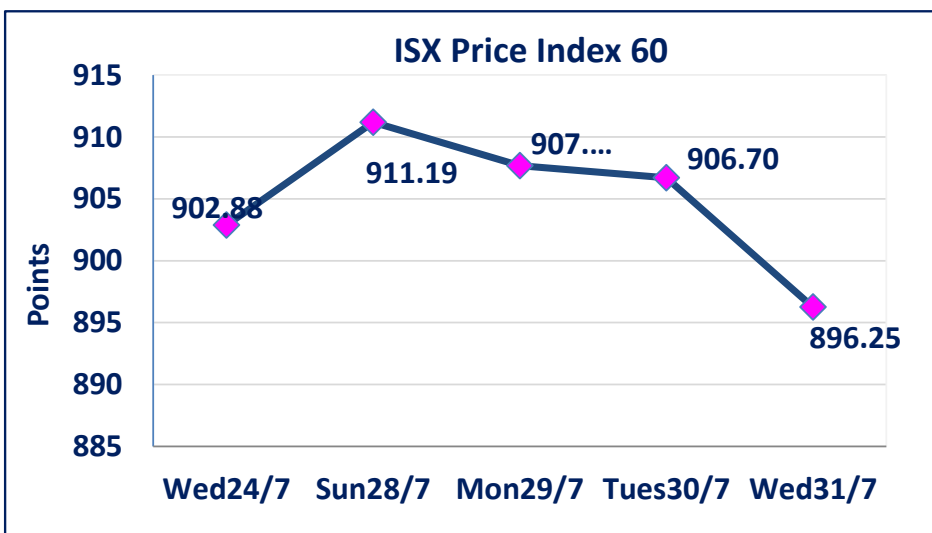
Change -10.58

Non Traded Co. 53

High Companies 6

Low Companies 21

Un Listed Companies OTC 2



Special Orders

Al Furat brokerage Firms (Buy) & (Sell) executed International Cross to International Islamic Bank with volume (3,100,000,000) share and value (1,085,000,000) IQD, on an additional session time after 12 o'clock .

Gainers

Company Name	Closing Price	Change (%)	Traded Volume
Iraqi Engineering Works	4.200	10.53	200,000
Al-Hilal Industries	1.190	4.39	24,441,416
Kurdistan International Bank	1.250	4.17	19,000,000
Electronic Industries	0.750	4.17	750,000
Al-Ameen for Insurance	0.650	3.17	1,750,000

Losers

Company Name	Closing Price	Change (%)	Traded Volume
Iraqi Agricultural Products	20.250	-11.96	10,000
Iraq Noor Islamic Bank	0.700	-5.41	1,100,000
Mosul Bank For Investment	0.180	-5.26	30,328,690
Economy Bank	0.220	-4.35	104,000,000
Commercial Bank of Iraq	0.820	-3.53	5,629,464

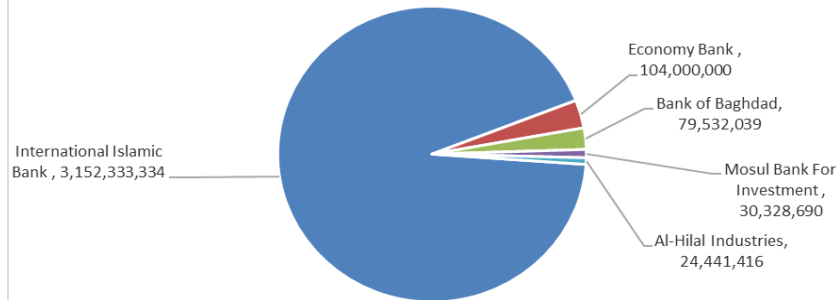
Traded Volume

Company Name	Closing Price	Change (%)	Traded Volume
International Islamic Bank	0.350	0.00	3,152,333,334
Economy Bank	0.220	-4.35	104,000,000
Bank of Baghdad	2.930	-2.01	79,532,039
Mosul Bank For Investment	0.180	-5.26	30,328,690
Al-Hilal Industries	1.190	4.39	24,441,416

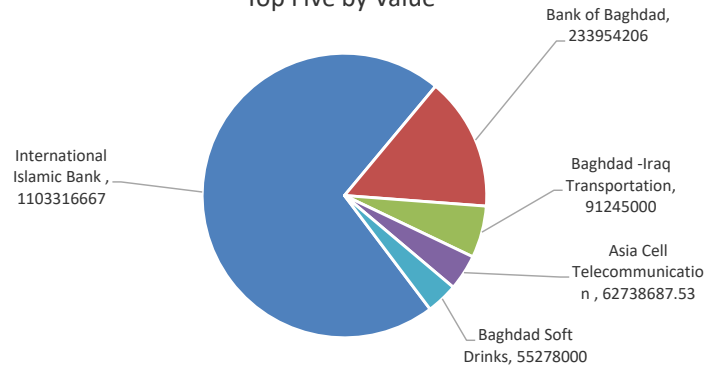
Traded Value

Company Name	Closing Price	Change (%)	Traded Value
International Islamic Bank	0.350	0.00	1,103,316,667
Bank of Baghdad	2.930	-2.01	233,954,206
Baghdad -Iraq Transportation	42.000	-2.33	91,245,000
Asia Cell Telecommunication	9.470	-0.21	62,738,688
Baghdad Soft Drinks	4.530	0.00	55,278,000

Top Five by Volume



Top Five by Value



Regular Market Bulletin No (138)



Company Name	Code	opening Price	highest price	lowest price	Average price	Prev Average price	Closing Price	prev closing price	change (%)	No.of Trades	Traded Volume	Traded Value
Banks Sector												
Ashur International Bank	BASH	0.280	0.290	0.280	0.280	0.290	0.280	0.290	-3.45	6	5,419,147	1,517,461
Bank of Baghdad	BBOB	2.990	2.990	2.930	2.940	2.990	2.930	2.990	-2.01	101	79,532,039	233,954,206
Commercial Bank of Iraq	BCOI	0.830	0.830	0.820	0.830	0.850	0.820	0.850	-3.53	10	5,629,464	4,646,160
Economy Bank	BEFI	0.230	0.230	0.220	0.220	0.240	0.220	0.230	-4.35	29	104,000,000	23,010,000
Investment Bank of Iraq	BIBI	0.330	0.340	0.330	0.340	0.350	0.340	0.350	-2.86	3	6,225,778	2,085,636
Iraqi Islamic Bank	BIIB	1.130	1.140	1.130	1.130	1.140	1.140	1.140	0.00	12	3,093,983	3,497,141
Middle East Bank	BIME	0.100	0.100	0.100	0.100	0.100	0.100	0.100	0.00	6	20,082,813	2,008,281
Kurdistan International Bank	BKUI	1.250	1.250	1.250	1.250	1.200	1.250	1.200	4.17	5	19,000,000	23,750,000
Mosul Bank For Investment	BMFI	0.190	0.190	0.180	0.190	0.190	0.180	0.190	-5.26	3	30,328,690	5,759,164
Al -Mansour Bank	BMNS	1.390	1.400	1.380	1.390	1.400	1.380	1.400	-1.43	25	19,375,756	26,879,901
National Bank of Iraq	BNOI	2.530	2.530	2.510	2.530	2.550	2.530	2.550	-0.78	20	11,138,145	28,140,822
Sumer Commerical Bank	BSUC	0.100	0.100	0.100	0.100	0.100	0.100	0.100	0.00	9	14,000,000	1,400,000
United Bank	BUND	0.080	0.080	0.080	0.080	0.080	0.080	0.080	0.00	2	3,000,009	240,001
Total Of Banks Sector										231	320,825,824	356,888,773
Telecommunication Sector												
Asia Cell Telecommunication	TASC	9.490	9.490	9.400	9.430	9.470	9.470	9.490	-0.21	33	6,652,742	62,738,688
Total Of Telecommunication										33	6,652,742	62,738,688
Total Of Insurance Sector												
Al-Ameen for Insurance	NAME	0.630	0.650	0.630	0.640	0.630	0.650	0.630	3.17	10	1,750,000	1,115,216
Total Of Insurance Sector										10	1,750,000	1,115,216
Services Sector												
Baghdad -Iraq Transportatio	SBPT	41.500	42.000	41.000	41.760	43.200	42.000	43.000	-2.33	44	2,185,000	91,245,000
Kharkh Tour Amuzement Cit	SKTA	4.000	4.000	4.000	4.000	4.110	4.000	4.110	-2.68	8	657,935	2,631,740
Mamoura Realestate Investr	SMRI	5.950	5.950	5.800	5.850	5.950	5.800	5.950	-2.52	6	1,330,125	7,774,725
Rehab Karbala	HKAR	0.700	0.700	0.700	0.700	0.700	0.700	0.700	0.00	1	2,000	1,400
Total Of Services Sector										59	4,175,060	101,652,865
Industry Sector												
Baghdad Soft Drinks	IBSD	4.530	4.530	4.500	4.510	4.500	4.530	4.530	0.00	40	12,260,000	55,278,000
Iraqi Engineering Works	IIEW	4.200	4.200	4.200	4.200	3.800	4.200	3.800	10.53	1	200,000	840,000
Iraqi For Tufted Carpets	IITC	14.500	14.500	14.500	14.500	14.600	14.500	14.600	-0.68	1	60,000	870,000
Al-Mansour Pharmaceuticals	IMAP	1.890	1.890	1.890	1.890	1.900	1.890	1.900	-0.53	5	3,800,000	7,182,000
Metallic Industries and Bicycl	IMIB	2.000	2.000	2.000	2.000	2.000	2.000	2.000	0.00	4	500,000	1,000,000
National Chemical &Plastic	INCP	1.750	1.750	1.750	1.750	1.750	1.750	1.750	0.00	14	963,078	1,685,387
Ready Made Clothes	IRMC	3.450	3.450	3.450	3.450	3.450	3.450	3.450	0.00	2	54,000	186,300
Total Of Industry Sector										67	17,837,078	67,041,687
Hotels Sector												
Baghdad Hotel	HBAG	10.810	10.900	10.810	10.850	10.810	10.900	10.810	0.83	2	450,000	4,882,500
Ishtar Hotel	HISH	9.750	9.750	9.750	9.750	9.790	9.750	9.750	0.00	4	250,000	2,437,500
Total Of Hotels Sector										6	700,000	7,320,000
Agriculture Sector												
Iraqi Agricultural Products	AIRP	20.250	20.250	20.250	20.250	23.000	20.250	23.000	-11.96	1	10,000	202,500
Iraqi for Seed Production	AISP	9.440	9.440	9.310	9.350	9.460	9.320	9.450	-1.38	41	4,074,156	38,083,749
Middle East for Production-	AMEF	7.500	7.500	7.500	7.500	7.500	7.500	7.500	0.00	2	1,030,742	7,730,565
Total Of Agriculture Sector										44	5,114,898	46,016,814
Total Of Regular										450	357,055,602	642,774,042

Non Regular Market Bulletin No (137)

Company Name	Code	opening Price	highest price	lowest price	Average price	Prev Average price	Closing Price	prev closing price	change (%)	No.of Trades	Traded Volume	Traded Value
Banks Sector												
Iraq Noor Islamic Bank	BINI	0.700	0.700	0.700	0.700	0.740	0.700	0.740	-5.41	1	1,100,000	770,000
International Islamic Bank	BINT	0.350	0.350	0.350	0.350	0.350	0.350	0.350	0.00	3	3,152,333,334	1,103,316,667
Credit Bank	BROI	0.880	0.880	0.870	0.880	0.880	0.880	0.880	0.00	17	13,913,340	12,238,739
Total Of Banks Sector										21	3,167,346,674	1,116,325,406
Services Sector												
Al-Ameen Estate Investment	SAEI	2.390	2.390	2.350	2.370	2.410	2.360	2.410	-2.07	3	1,700,000	4,022,000
Total Of Services Sector										3	1,700,000	4,022,000
Industry Sector												
Baghdad for Packing Material	IBPM	2.800	2.800	2.800	2.800	2.800	2.800	2.800	0.00	1	5,000,000	14,000,000
Fallujah for construction Material	IFCM	3.500	3.500	3.500	3.500	3.520	3.500	3.520	-0.57	3	306,802	1,073,807
Total Of Industry Sector										4	5,306,802	15,073,807
Hotels Sector												
Ashour Hotel	HASH	20.000	21.000	20.000	20.290	21.000	21.000	21.000	0.00	3	4,213	85,473
Total Of Hotels Sector										3	4,213	85,473
Total of Non Regular										31	3,174,357,689	1,135,506,686

Undisclosed Platform Companies Bulletin (138)

Company Name	Code	opening Price	highest price	lowest price	Average price	Prev Average price	Closing Price	prev closing price	change (%)	No.of Trades	Traded Volume	Traded Value
General Transportation	SIGT	0.970	0.970	0.970	0.970	0.970	0.970	0.970	0.00	1	1,000,000	970,000
										1	1,000,000	970,000
Industry Sector												
Electronic Industries	IELI	0.750	0.750	0.750	0.750	0.720	0.750	0.720	4.17	2	750,000	562,500
Al-Hilal Industries	IHLI	1.140	1.190	1.140	1.180	1.140	1.190	1.140	4.39	33	24,441,416	28,874,696
Iraqi Carton Manufacturies	IICM	1.680	1.680	1.640	1.660	1.680	1.650	1.680	-1.79	9	2,355,975	3,905,538
The Light Industries	ITLI	0.690	0.690	0.690	0.690	0.690	0.690	0.700	-1.43	4	4,000,000	2,760,000
Total Of Industry Sector										48	31,547,391	36,102,734
Total of										49	32,547,391	37,072,734
Grand Total										530	3,563,960,682	1,815,353,462

Iraq Stock Exchange non trading companies on Wednesday 31/7/2024

Company Names	Code	Previous Average Price	Closing Price
Banking Sector			
Asia Al Iraq Islamic Bank	BAIB	0.900	0.900
Cihan Islamic Bank	BCIH	2.200	2.200
Gulf Commercial Bank	BGUC	0.340	0.340
Al-Taif Islamic Bank	BTIB	0.840	0.850
National Islamic Bank	BNAI	0.570	0.570
Elaf Islamic Bank	BELF	0.440	0.440
Union Bank of Iraq	BUOI	0.220	0.220
Telecommunication Sector			
Al-Khatem Telecoms	TZNI	2.440	0.630
Insurance Sector			
Dar Al-Salam for Insurance	NDSA	0.830	0.830
Services Sector			
Al-Mosul for funfairs	SMOF	8.100	8.100
Al-Nukhba for construction	SNUC	0.650	0.650
Industry Sector			
Al -Khazer Road for Construction Material	IKHC	2.100	2.100
Iraqi Marketing Date	IIDP	1.400	1.400
Al-Kindi of Veterinary Vaccines	IKLV	1.580	1.580
Modern Sewing	IMOS	8.850	8.850
Hotels Sector			
Tourist Village of Mosul dam	HTVM	11.000	11.000
National for Tourist Investment	HNTI	11.500	11.500
Babylon Hotel	HBAY	105.000	105.000
Al-Mansour Hotel	HMAN	42.000	42.000
Agriculture Sector			
Al-Ahlyia agricultural production	AAHP	0.930	0.930
Babil Animal&vegetable Products	ABAP	1.000	1.000
Agricultural Products Meat	AIPM	5.450	5.450
Company Names	Code	Previous Average Price	Closing Price
Banks Sector			
World Islamic Bank	BWOR	1.000	1.000
Arabiya Islamic Bank	BAAI	1.000	1.000
Al-Qurtas Islamic Bank	BQUR	1.000	1.000
Arabiya Islamic Bank	BAAI	1.000	1.000
Al- Qabidh Islamic Bank	BQAB	0.240	0.240
Erbil Bank	BERI	0.110	0.110
AL- Mashreq al-Arabi Islamic Bank	BAMS	-	-
Trust International Islamic Bank	BTRU	0.750	0.750
Al Janoob Islamic Bank Investment	BIAB	1.000	1.000
Al Mustashar Bank	BMUI	1.000	1.000
Region Trade Bank	BRTB	1.000	1.000
Region Trade Bank	BRTB	1.000	1.000
Al Attaa Islamic Bank	BLAD	0.140	0.140
Zain Al-Iraq Islamic Bank	BZII	0.340	0.340
Ameen Al Iraq Islamic Bank	BAME	1.000	1.000
Al Anssari Islamic Bank	BANS	1.000	1.000

Erbil Bank	BERI	0.110	0.110
Company Names	Code	Previous Average Price	Closing Price
Insurance Sector			
Al -Hamraa Insurance	NHAM	0.900	0.900
Alahliya For Insurance	NAHF	0.310	0.310
Investment Sector			
Al-Zawraa for Finanical Investment	VZAF	0.180	0.180
AL-Wiaam for Financial Investment	VWIF	0.350	0.350
Bain Al-Nahrain Financial Investment	VMES	0.900	0.900
Al-Ameen for Financial Investment	VAMF	1.000	1.000
Services Sector			
Ibdaa Al-Sharq Al-Awsat	SIBD	1.000	1.000
Industry Sector			
Modern chemical industries	IMCI	100.000	100.000
National Furniture Industries	IHFI	2.300	2.300
Agriculture Sector			
Al-Ribas for Poultry and Fodder	AREB	-	-
Company Names	Code	Previous Average Price	Closing Price
Banks Sector			
Babylon Bank	BBAY	0.070	0.070
Services Sector			
AL-Badia for General Trans	SBAG	0.560	0.690
Investment Sector			
AL- Batek Investment	VBAT	0.380	0.380
Alkhair for financial Investment	VKHF	0.240	0.240
Hotels Sector			
Al-Sadeer Hotel	HSAD	28.750	28.750
Palestine Hotel	HPAL	21.000	21.000
Industry Sector			
Modern Construction Materials	IMCM	0.500	0.520

Iraq Stock Exchange
Non Iraqis' Bulletin Wednesday July 31 2024
Regular Market



Non Iraqi Trading of Regular Market (Buy)

Company Names	Code	No.of trades	Traded Shares	Trading Volume
Banks Sector				
Al-Mansour Bank	BMNS	1	154,700	215,033
Total Bank sector		1	154,700	215,033
Grand Total		1	154,700	215,033

Non Iraqi Trading of Regular Market (Sell)

Company Names	Code	No.of trades	Traded Shares	Trading Volume
Banks Sector				
Commercial Bank of Iraq	BCOI	1	1,825,861	1,515,465
Bank Of Baghdad	BBOB	38	40,048,758	117,738,516
Investment Bank of Iraq	BIBI	1	3,112,889	1,027,253
National Bank Of Iraq	BNOI	3	1,210,000	3,037,200
Total Bank sector		43	46,197,508	123,318,434
Industry Sector				
Baghdad Soft Drinks	IBSD	1	212,800	957,600
Total Industry sector		1	212,800	957,600
Grand Total		44	46,410,308	124,276,034

Non Iraqi Trading of Second Market (Sell)

Company Names	Code	No.of trades	Traded Shares	Trading Volume
Banks Sector				
Credit Bank Of Iraq	BROI	3	1,500,000	1,320,000
Total Bank sector		3	1,500,000	1,320,000
Grand Total		3	1,500,000	1,320,000



Not Trading Bonds Bulletin

Bond type	Publish type	Code	last trading price	immortilize date
Banaa Bonds / million ID	First	CB10	1030000	12/10/2025
Banaa Bonds / million ID	second	CB20	964981	19/12/2025
Amara Bonds /500 thousand	First	CB25	—	10/09/2025
Amara Bonds /Million ID	First	CB30	984000	10/09/2027
Amara Bonds /500 thousand	Second	CB35	—	—
Amara Bonds /Million ID	Second	CB40	—	—
Amara Bonds /500 thousand	Third	CB45	—	—
Amara Bonds /Million ID	Third	CB50	—	—

Iraq Stock Exchange

Wednesday 31/7/2024



Not Trading OTC

Company Name	Code	Previous Average price
Rabee Securities	FRSE	—

Iraq Stock Exchange Suspended Companies

Al-Rajih Islamic Bank (BRAJ)	19/09/2021	The trading suspended for not produce the Annual disclosure for 2020 at closing price (1.000) ID.
North Bank (BNOR)	31/10/2022	The trading suspended by ISC decision at closing price (0.070) ID.
Gulf Insurance (NGIR)	14/07/2024	The trading suspended for not produce the quarterly disclosure for the first quarter of 2024 at closing price (0.420) ID.
Modern for Animal Production (AMAF)	14/07/2024	The trading suspended for not produce the quarterly disclosure for the first quarter of 2024 at closing price (0.500) ID.

Iraq Stock Exchange News of listed companies Wednesday 31/7/2024

Companies News	
Trans Iraq Bank for Investment(BTRI)	General Assembly Meeting will be hold on Monday 29/7/2024 at the company o discuss financial statement of 2023, discuss the cash dividend .Trading has been suspend on Wednesday 24/7/2024 .
Karmal Brokerage (FKSX)	General Assembly Meeting will be hold on Tuesday 30/7/2024 at the company to discuss financial statement of 2023, discuss the cash dividend , increasing in company capital from (260,000,000) ID to (600,000,000) ID according to (second /55) . last session will be on Monday 29/7/2024 .and re trading will be on Wednesday session 31/7/2024 .
Gulf Insurance (NGIR)	General Assembly Meeting will be hold on Saturday 3/8/2024 at the company to elect 7 new members of Administration council .the company suspended by ISC decision for not produce the quarterly disclosure for the first quarter of 2024 .
Iraqi Marketing Date(IIDP)	General Assembly Meeting will be hold on Wednesday 14/8/2024 at the company o discuss financial statement of 2020,2021, discuss the cash dividendand loses ,discuss the deficit,elect 6 new members of Administration council .Trading has been suspend on Sunday 11/8/2024 .
Alahliya For Insurance(NAHF)	General Assembly Meeting will be hold on Thursday 29/8/2024 at the company to discuss financial statement of 2023 , cash dividend . Trading has been suspend on Monday 26/8/2024 .
Dar Al-Salam for Insurance (NDSA)	General Assembly Meeting will be hold on Sunday 9/8/2024 at the company to discuss financial statement of 2023 , cash dividend . Trading has been suspend on Wednesday 3/9/2024 .
out of trading	
Iraqi Land Transport (SILT)	General Assembly Meeting will be hold on Wednesday 6/3/2024 at the Trade Ministry VIP Hall to resign the current board of Administration and elect new five board of Administration .Trading has been suspend on Sunday 3/3/2024.
International Development Bank(I	General Assembly Meeting will be hold on Tuesday 4/6/2024 at the company Al Mansour Branch to discuss financial statement of 2023 ,cash dividend , increasing in company capital from 300 billion to 400 billion according to 56/ Fourth. Trading has been suspend on Tuesday 4/6/2024 .

|