

# Iraq Stock Exchange

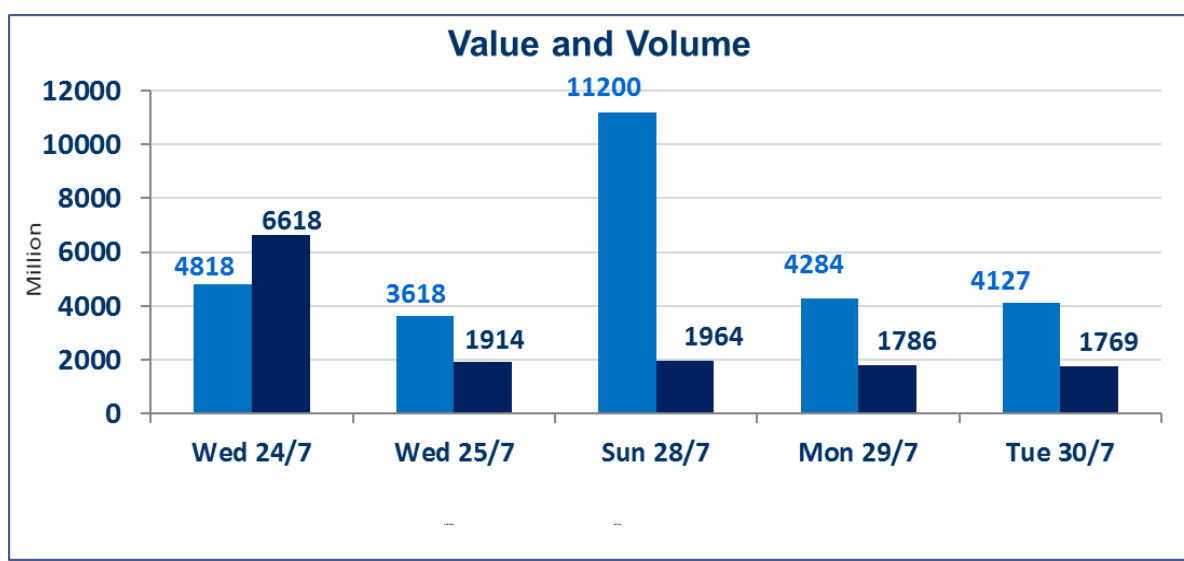
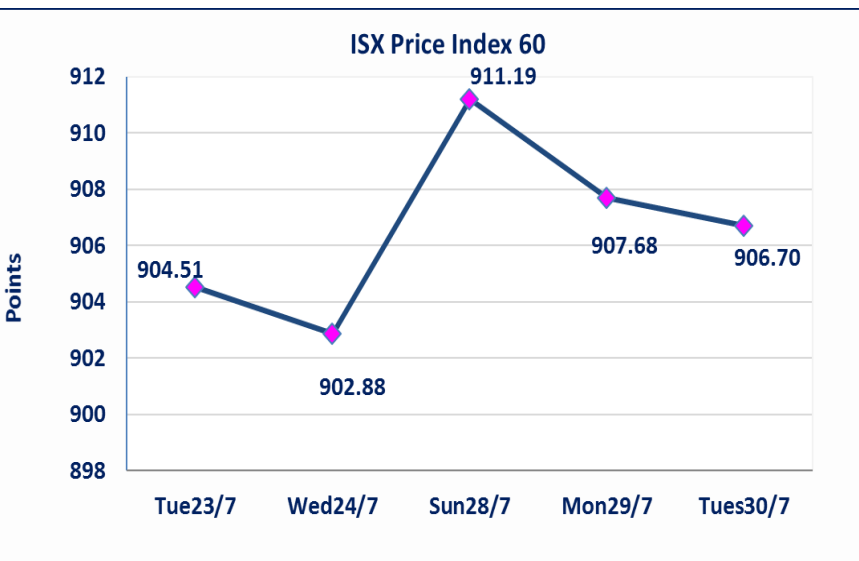
Trading Session Tuesday 30/7/2024 -

Traded Volume	4,127,146,993
ISX Index 60	906.70
Previous ISX Index60	907.68
Change %	-0.11
Change	-0.98
Listed Companies	103
Traded Companies	42
General Assembly Co.	4
Suspended Co.	4



Bulletin No (137) of 2024

Traded Value	1,769,685,582	Traders 371
ISX Index 15	1018.88	
Previous ISX Index15	1020.90	
Change %	-0.2	
Change	-2.02	
Non Traded Co.	53	
High Companies	6	
Low Companies	16	
Un Listed Companies OTC	2	



## Special Orders

Al Furat brokerage Firms (Buy) & (Sell) executed International Cross to International Islamic Bank with volume (2,900,000,000) share and value (1,015,000,000) IQD, on an additional session time after 12 o'clock .

### Gainers

Company Name	Closing Price	Change (%)	Traded Volume
Modern Construction Materials	0.520	4.00	11,500,000
Gulf Commercial Bank	0.340	3.03	87,500,000
The Light Industries	0.700	1.45	14,010,000
Al-Mansour Pharmaceuticals	1.900	1.06	3,261,222
Al -Mansour Bank	1.400	0.72	76,302,091

### Losers

Company Name	Closing Price	Change (%)	Traded Volume
Iraqi Engineering Works	3.800	-13.04	200,000
Metallic Industries and Bicycles	2.000	-9.09	10,000
Economy Bank	0.230	-4.17	198,878,000
Iraqi Marketing Date	1.400	-3.45	9,198,799
Credit Bank	0.880	-3.30	2,850,000

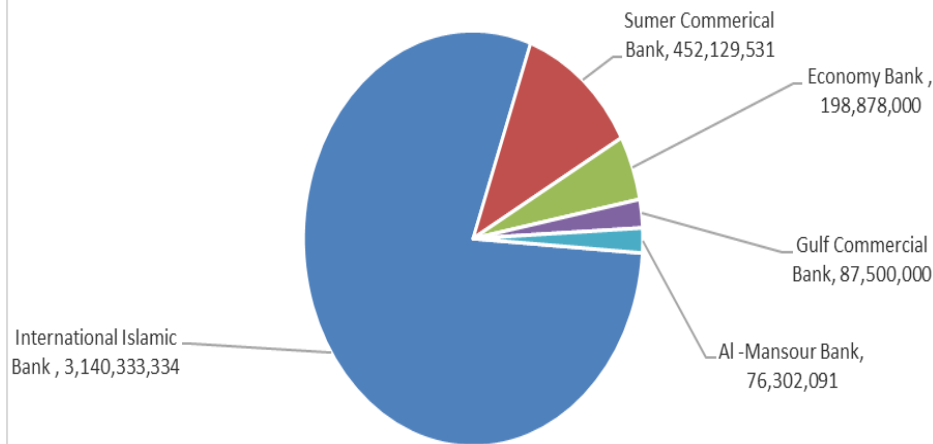
### Traded Volume

Company Name	Closing Price	Change (%)	Traded Volume
International Islamic Bank	0.350	0.00	3,140,333,334
Sumer Commerical Bank	0.100	0.00	452,129,531
Economy Bank	0.230	-4.17	198,878,000
Gulf Commercial Bank	0.340	3.03	87,500,000
Al -Mansour Bank	1.400	0.72	76,302,091

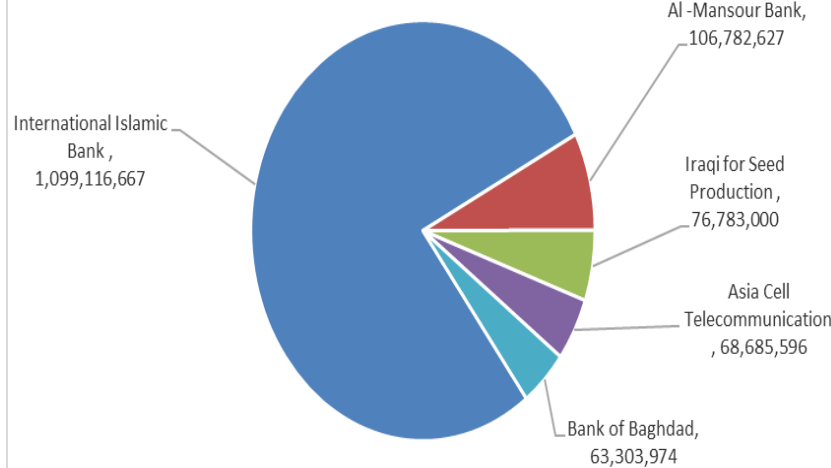
### Traded Value

Company Name	Closing Price	Change (%)	Traded Value
International Islamic Bank	0.350	0.00	1,099,116,667
Al -Mansour Bank	1.400	0.72	106,782,627
Iraqi for Seed Production	9.450	-0.11	76,783,000
Asia Cell Telecommunication	9.490	-0.42	68,685,596
Bank of Baghdad	2.990	0.00	63,303,974

Top Five by Volume



Top Five by Value



## Regular Market Bulletin No (137)



Company Name	Code	opening Price	highest price	lowest price	Average price	Prev Average price	Closing Price	prev closing price	change (%)	No.of Trades	Traded Volume	Traded Value
<b>Banks Sector</b>												
Ashur International Bank	BASH	0.290	0.290	0.290	0.290	0.290	0.290	0.290	0.00	2	20,000	5,800
Bank of Baghdad	BBOB	2.990	3.000	2.990	2.990	2.980	2.990	2.990	0.00	26	21,151,106	63,303,974
Economy Bank	BEFI	0.240	0.240	0.230	0.240	0.240	0.230	0.240	-4.17	24	198,878,000	47,267,540
Gulf Commercial Bank	BGUC	0.340	0.340	0.340	0.340	0.330	0.340	0.330	3.03	9	87,500,000	29,750,000
Iraqi Islamic Bank	BIIB	1.140	1.140	1.140	1.140	1.150	1.140	1.150	-0.87	3	4,000,000	4,560,000
Middle East Bank	BIME	0.100	0.100	0.100	0.100	0.100	0.100	0.100	0.00	3	4,305,865	430,587
Kurdistan International Bank	BKUI	1.200	1.200	1.200	1.200	1.200	1.200	1.200	0.00	5	12,000,000	14,400,000
Mosul Bank For Investment	BMFI	0.190	0.190	0.190	0.190	0.190	0.190	0.190	0.00	1	4,000,000	760,000
Al -Mansour Bank	BMNS	1.390	1.410	1.390	1.400	1.400	1.400	1.390	0.72	30	76,302,091	106,782,627
National Bank of Iraq	BNOI	2.570	2.570	2.530	2.550	2.570	2.550	2.570	-0.78	30	14,444,587	36,855,989
Sumer Commerical Bank	BSUC	0.100	0.110	0.100	0.100	0.100	0.100	0.100	0.00	20	452,129,531	45,614,248
United Bank	BUND	0.080	0.080	0.080	0.080	0.080	0.080	0.080	0.00	3	30,000,000	2,400,000
<b>Total Of Banks Sector</b>										<b>156</b>	<b>904,731,180</b>	<b>352,130,764</b>
<b>Telecommunication Sector</b>												
Asia Cell Telecommunication	TASC	9.530	9.530	9.450	9.470	9.530	9.490	9.530	-0.42	30	7,250,781	68,685,596
<b>Total Of Telecommunication</b>										<b>30</b>	<b>7,250,781</b>	<b>68,685,596</b>
<b>Services Sector</b>												
Kharkh Tour Amuzement Cit	SKTA	4.110	4.110	4.110	4.110	4.080	4.110	4.110	0.00	3	90,000	369,900
Mamoura Realestate Invest	SMRI	5.950	5.950	5.950	5.950	6.000	5.950	5.990	-0.67	2	250,000	1,487,500
Al-Nukhba for construction	SNUC	0.650	0.650	0.650	0.650	0.650	0.650	0.650	0.00	9	2,601,000	1,690,650
<b>Total Of Services Sector</b>										<b>14</b>	<b>2,941,000</b>	<b>3,548,050</b>
<b>Industry Sector</b>												
Baghdad Soft Drinks	IBSD	4.510	4.540	4.460	4.500	4.570	4.530	4.550	-0.44	29	13,071,503	58,865,305
Iraqi Marketing Date	IIDP	1.430	1.430	1.370	1.400	1.450	1.400	1.450	-3.45	18	9,198,799	12,885,404
Iraqi Engineering Works	IIEW	3.800	3.800	3.800	3.800	4.370	3.800	4.370	-13.04	1	200,000	760,000
Iraqi For Tufted Carpets	IITC	14.600	14.600	14.600	14.600	14.600	14.600	14.600	0.00	2	56,000	817,600
Al-Kindi of Veterinary Vaccin	IKLV	1.580	1.580	1.580	1.580	1.580	1.580	1.580	0.00	1	1,000,000	1,580,000
Al-Mansour Pharmaceuticals	IMAP	1.880	1.900	1.880	1.900	1.890	1.900	1.880	1.06	5	3,261,222	6,191,097
Metallic Industries and Bicyd	IMIB	2.000	2.000	2.000	2.000	2.200	2.000	2.200	-9.09	1	10,000	20,000
Modern Sewing	IMOS	8.850	8.850	8.850	8.850	8.850	8.850	8.850	0.00	3	102,800	909,780
National Chemical &Plastic	INCP	1.750	1.750	1.750	1.750	1.740	1.750	1.770	-1.13	7	1,000,000	1,750,000
Ready Made Clothes	IRMC	3.450	3.450	3.450	3.450	3.450	3.450	3.450	0.00	2	212,000	731,400
<b>Total Of Industry Sector</b>										<b>69</b>	<b>28,112,324</b>	<b>84,510,587</b>
<b>Hotels Sector</b>												
Baghdad Hotel	HBAG	10.800	10.810	10.800	10.810	10.810	10.810	10.800	0.09	7	1,137,500	12,291,375
Ishtar Hotel	HISH	9.850	9.850	9.750	9.790	9.850	9.750	9.850	-1.02	6	715,400	7,004,690
Al-Mansour Hotel	HMAN	42.000	42.000	42.000	42.000	42.000	42.000	42.000	0.00	2	800,000	33,600,000
<b>Total Of Hotels Sector</b>										<b>15</b>	<b>2,652,900</b>	<b>52,896,065</b>
<b>Agriculture Sector</b>												
Agricultural Products Meat	AIPM	5.450	5.450	5.450	5.450	5.490	5.450	5.490	-0.73	5	485,454	2,645,724
Iraqi for Seed Production	AISP	9.600	9.600	9.450	9.460	9.540	9.450	9.460	-0.11	50	8,120,000	76,783,000
Middle East for Production-	AMEF	7.500	7.500	7.500	7.500	7.500	7.500	7.500	0.00	2	542,496	4,068,720
<b>Total Of Agriculture Sector</b>										<b>57</b>	<b>9,147,950</b>	<b>83,497,444</b>
<b>Total Of Regular</b>										<b>341</b>	<b>954,836,135</b>	<b>645,268,506</b>

## Non Regular Market Bulletin No (136)

Company Name	Code	opening Price	highest price	lowest price	Average price	Prev Average price	Closing Price	prev closing price	change (%)	No.of Trades	Traded Volume	Traded Value
<b>Banks Sector</b>												
International Islamic Bank	BINT	0.350	0.350	0.350	0.350	0.350	0.350	0.350	0.00	4	3,140,333,334	1,099,116,667
Credit Bank	BROI	0.900	0.900	0.880	0.880	0.920	0.880	0.910	-3.30	4	2,850,000	2,510,000
<b>Total Of Banks Sector</b>										<b>8</b>	<b>3,143,183,334</b>	<b>1,101,626,667</b>
<b>Services Sector</b>												
Al-Ameen Estate Investment	SAEI	2.410	2.410	2.410	2.410	2.510	2.410	2.410	0.00	1	62,913	151,620
<b>Total Of Services Sector</b>										<b>1</b>	<b>62,913</b>	<b>151,620</b>
<b>Investment Sector</b>												
Al-Ameen for Financial Invest	VAMF	1.000	1.000	1.000	1.000	1.000	1.000	1.000	0.00	1	20,250	20,250
<b>Total Of Investment Sector</b>										<b>1</b>	<b>20,250</b>	<b>20,250</b>
<b>Industry Sector</b>												
Fallujah for construction Ma	IFCM	3.520	3.520	3.520	3.520	3.570	3.520	3.560	-1.12	4	715,228	2,517,603
<b>Total Of Industry Sector</b>										<b>4</b>	<b>715,228</b>	<b>2,517,603</b>
<b>Total of Non Regular</b>										<b>14</b>	<b>3,143,981,725</b>	<b>1,104,316,140</b>

## Undisclosed Platform Companies Bulletin (137)

Company Name	Code	opening Price	highest price	lowest price	Average price	Prev Average price	Closing Price	prev closing price	change (%)	No.of Trades	Traded Volume	Traded Value
<b>Industry Sector</b>												
Electronic Industries	IELI	0.720	0.720	0.720	0.720	0.720	0.720	0.720	0.00	1	18,750	13,500
Al-Hilal Industries	IHLI	1.140	1.140	1.140	1.140	1.140	1.140	1.140	0.00	2	100,383	114,437
Iraqi Carton Manufacturies	IICM	1.680	1.680	1.680	1.680	1.700	1.680	1.700	-1.18	2	2,700,000	4,536,000
Modern Construction Mater	IMCM	0.500	0.520	0.500	0.500	0.500	0.520	0.500	4.00	3	11,500,000	5,770,000
The Light Industries	ITLI	0.690	0.700	0.690	0.690	0.690	0.700	0.690	1.45	8	14,010,000	9,667,000
<b>Total Of Industry Sector</b>										<b>16</b>	<b>28,329,133</b>	<b>20,100,937</b>
<b>Total of</b>										<b>16</b>	<b>28,329,133</b>	<b>20,100,937</b>
<b>Grand Total</b>										<b>371</b>	<b>4,127,146,993</b>	<b>1,769,685,582</b>

## Iraq Stock Exchange non trading companies on Tuesday 30/7/2024

Company Names	Code	Previous Average Price	Closing Price
<b>Banking Sector</b>			
Asia Al Iraq Islamic Bank	BAIB	0.900	0.900
Cihan Islamic Bank	BCIH	2.200	2.200
Commercial Bank of Iraq	BCOI	0.850	0.850
Investment Bank of Iraq	BIBI	0.350	0.350
National Islamic Bank	BNAI	0.570	0.570
Elaf Islamic Bank	BELF	0.440	0.440
Union Bank of Iraq	BUOI	0.220	0.220
<b>Telecommunication Sector</b>			
Al-Khatem Telecoms	TZNI	2.440	0.630
<b>Insurance Sector</b>			
Dar Al-Salam for Insurance	NDSA	0.830	0.830
Al-Ameen for Insurance	NAME	0.630	0.630
<b>Services Sector</b>			
Al-Mosul for funfairs	SMOF	8.100	8.100
Rehab Karbala	HKAR	0.700	0.700
Baghdad -Iraq Transportation	SBPT	43.200	43.000
<b>Industry Sector</b>			
Al -Khazer Road for Construction Material	IKHC	2.100	2.100
<b>Hotels Sector</b>			
Tourist Village of Mosul dam	HTVM	11.000	11.000
National for Tourist Investment	HNTI	11.500	11.500
Babylon Hotel	HBAY	105.000	105.000
<b>Agriculture Sector</b>			
Al-Ahlyia agricultural production	AAHP	0.930	0.930
Babil Animal&vegetable Products	ABAP	1.000	1.000
Iraqi Agricultural Products	AIRP	23.000	23.000
Company Names	Code	Previous Average Price	Closing Price
<b>Banks Sector</b>			
World Islamic Bank	BWOR	1.000	1.000
Arabiya Islamic Bank	BAAI	1.000	1.000
Al-Qurtas Islamic Bank	BQUR	1.000	1.000
Arabiya Islamic Bank	BAAI	1.000	1.000
Al- Qabidh Islamic Bank	BQAB	0.240	0.240
Iraq Noor Islamic Bank	BINI	0.740	0.740
Erbil Bank	BERI	0.110	0.110
AL- Mashreq al-Arabi Islamic Bank	BAMS	—	—
Trust International Islamic Bank	BTRU	0.750	0.750
Al Janoob Islamic Bank Investment	BJAB	1.000	1.000
Al Mustashar Bank	BMUI	1.000	1.000
Region Trade Bank	BRTB	1.000	1.000
Region Trade Bank	BRTB	1.000	1.000
Al Attaa Islamic Bank	BLAD	0.140	0.140
Zain Al-Iraq Islamic Bank	BZII	0.340	0.340
Ameen Al Iraq Islamic Bank	BAME	1.000	1.000
Al Anssari Islamic Bank	BANS	1.000	1.000
Erbil Bank	BERI	0.110	0.110

Company Names	Code	Previous Average Price	Closing Price
<b>Insurance Sector</b>			
Al -Hamraa Insurance	NHAM	0.900	0.900
Alahliya For Insurance	NAHF	0.310	0.310
<b>Investment Sector</b>			
Al-Zawraa for Financial Investment	VZAF	0.180	0.180
AL-Wiaam for Financial Investment	VWIF	0.350	0.350
Bain Al-Nahrain Financial Investment	VMES	0.900	0.900
<b>Services Sector</b>			
Ibdaa Al-Sharq Al-Awsat	SIBD	1.000	1.000
<b>Industry Sector</b>			
Modern chemical industries	IMCI	100.000	100.000
National Furniture Industries	IHFI	2.300	2.300
Baghdad for Packing Materials	IBPM	2.800	2.800
<b>Hotels Sector</b>			
Ashour Hotel	HASH	21.000	21.000
<b>Agriculture Sector</b>			
Al-Ribas for Poultry and Fodder	AREB	—	—
Company Names	Code	Previous Average Price	Closing Price
<b>Banks Sector</b>			
Babylon Bank	BBAY	0.070	0.070
<b>Services Sector</b>			
AL-Badia for General Trans	SBAG	0.560	0.690
General Transportation	SIGT	0.970	0.500
<b>Investment Sector</b>			
AL- Batek Investment	VBAT	0.380	0.380
Alkhair for financial Investment	VKHF	0.240	0.240
<b>Hotels Sector</b>			
Al-Sadeer Hotel	HSAD	28.750	28.750
Palestine Hotel	HPAL	21.000	21.000

Iraq Stock Exchange  
 Non Iraqis' Bulletin Tuesday July 30 2024  
 Regular Market



Non Iraqi Trading of Regular Market (Buy)

Company Names	Code	No.of trades	Traded Shares	Trading Volume
<b>Banks Sector</b>				
Bank Of Baghdad	BBOB	1	33,000	98,670
<b>Total Bank sector</b>		1	33,000	98,670
<b>Grand Total</b>		1	33,000	98,670

Non Iraqi Trading of Regular Market (Sell)

Company Names	Code	No.of trades	Traded Shares	Trading Volume
<b>Banks Sector</b>				
Bank Of Baghdad	BBOB	3	7,000,000	20,950,000
Al-Mansour Bank	BMNS	10	39,000,000	54,600,000
<b>Total Bank sector</b>		13	46,000,000	75,550,000
<b>Telecommunication Sector</b>				
Asia cell	TASC	2	23,884	227,615
<b>Total Telecommunication sector</b>		2	23,884	227,615
<b>Grand Total</b>		15	46,023,884	75,777,615



## Not Trading Bonds Bulletin

Bond type	Publish type	Code	last trading price	immortilize date
Banaa Bonds / million ID	First	CB10	1030000	12/10/2025
Banaa Bonds / million ID	second	CB20	964981	19/12/2025
Amara Bonds /500 thousand	First	CB25	————	10/09/2025
Amara Bonds /Million ID	First	CB30	984000	10/09/2027
Amara Bonds /500 thousand	Second	CB35	————	————
Amara Bonds /Million ID	Second	CB40	————	————
Amara Bonds /500 thousand	Third	CB45	————	————
Amara Bonds /Million ID	Third	CB50	————	————



# Iraq Stock Exchange

Tuesday 30/7/2024



## Not Trading OTC

Company Name	Code	Previous Average price
Rabee Securities	FRSE	—

## Iraq Stock Exchange Suspended Companies

Al-Rajih Islamic Bank (BRAJ)	19/09/2021	The trading suspended for not produce the Annual disclosure for 2020 at closing price (1.000) ID.
North Bank (BNOR)	31/10/2022	The trading suspended by ISC decision at closing price (0.070) ID.
Gulf Insurance (NGIR)	14/07/2024	The trading suspended for not produce the quarterly disclosure for the first quarter of 2024 at closing price (0.420) ID.
Modern for Animal Production (AMAP)	14/07/2024	The trading suspended for not produce the quarterly disclosure for the first quarter of 2024 at closing price (0.500) ID.

## Iraq Stock Exchange News of listed companies Tuesday 30/7/2024

### Companies News

Trans Iraq Bank for Investment(BTRI)	General Assembly Meeting will be hold on Monday 29/7/2024 at the company o discuss financial statement of 2023, discuss the cash dividend .Trading has been suspend on Wednesday 24/7/2024 .
Karmal Brokerage (FKSX)	General Assembly Meeting will be hold on Tuesday 30/7/2024 at the company to discuss financial statement of 2023, discuss the cash dividend , increasing in company capital from (260,000,000) ID to (600,000,000) ID according to (second /55) . last session will be on Monday 29/7/2024 .and re trading will be on Wednesday session 31/7/2024 .
Gulf Insurance (NGIR)	General Assembly Meeting will be hold on Saturday 3/8/2024 at the company to elect 7 new members of Administration council .the company suspended by ISC decision for not produce the quarterly disclosure for the first quarter of 2024 .
Iraqi Marketing Date(IIDP)	General Assembly Meeting will be hold on Wednesday 14/8/2024 at the company o discuss financial statement of 2020,2021, discuss the cash dividend and loses ,discuss the deficit,elect 6 new members of Administration council .Trading has been suspend on Sunday 11/8/2024 .
Alahliya For Insurance(NAHF)	General Assembly Meeting will be hold on Thursday 29/8/2024 at the company to discuss financial statement of 2023 , cash dividend . Trading has been suspend on Monday 26/8/2024 .
Dar Al-Salam for Insurance (NDSA)	General Assembly Meeting will be hold on Sunday 9/8/2024 at the company to discuss financial statement of 2023 , cash dividend . Trading has been suspend on Wednesday 3/9/2024 .
out of trading	
Iraqi Land Transport (SILT)	General Assembly Meeting will be hold on Wednesday 6/3/2024 at the Trade Ministry VIP Hall to resign the current board of Administration and elect new five board of Administration .Trading has been suspend on Sunday 3/3/2024.
International Development Bank(ED)	General Assembly Meeting will be hold on Tuesday 4/6/2024 at the company Al Mansour Branch to discuss financial statement of 2023 ,cash dividend , increasing in company capital from 300 billion to 400 billion according to 56/ Fourth. Trading has been suspend on Tuesday 4/6/2024 .
Al-Taif Islamic Bank(BTIB)	General Assembly Meeting will be hold on Sunday 28/7/2024 at the company to discuss financial statement of 2023, discuss the cash dividend . Trading has been suspend on Tuesday 23/7/2024 .