

# Iraq Stock Exchange



Trading Session Sunday 30/6/2024 -

Traded Volume 890,619,803

ISX Index 60 882.03

Previous ISX Index60 889.71

Change % **-0.86**

Change **-7.68**

Listed Companies 103

Traded Companies 40

General Assembly Co. 9

Suspended Co. 2

Bulletin No (117) of 2024

Traded Value 1,195,081,435 Traders 596

ISX Index 15 1005.49

Previous ISX Index15 1007.41

Change % **-0.19**

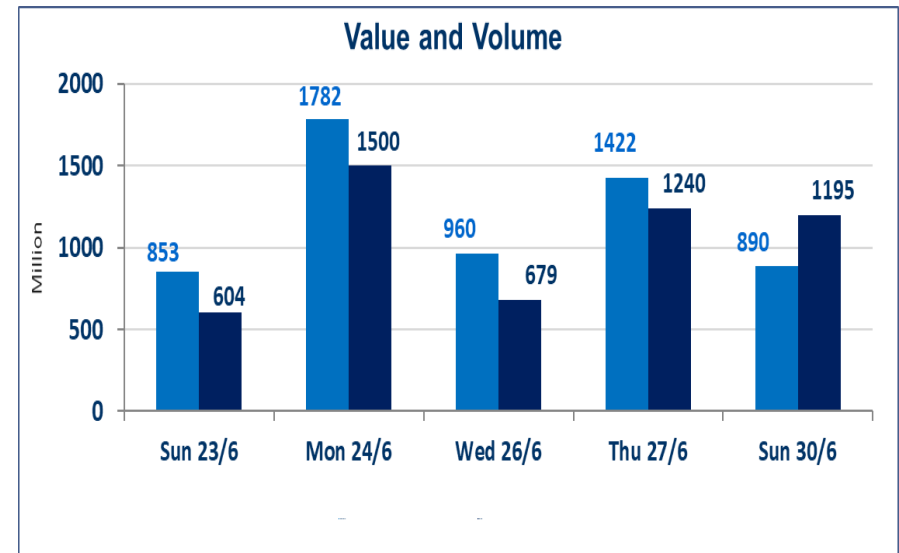
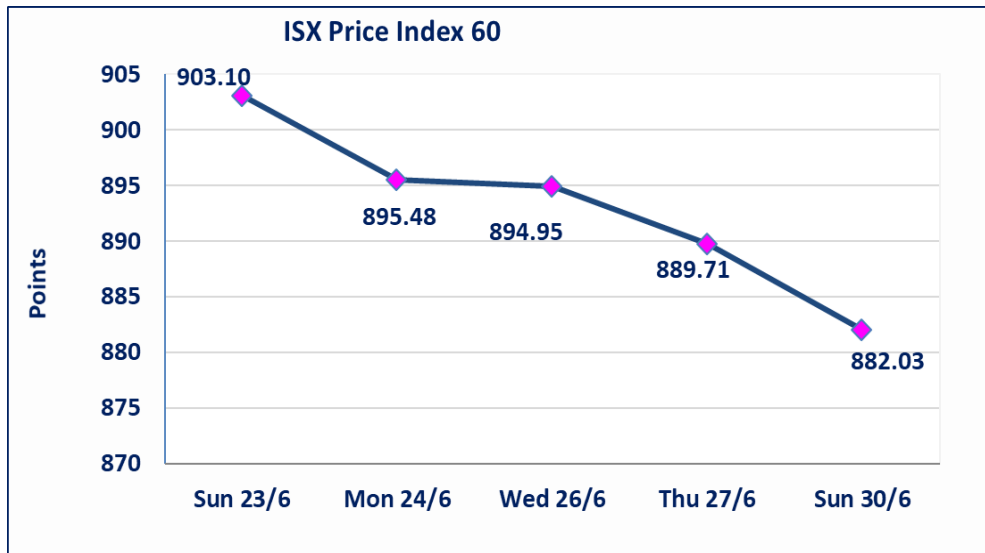
Change **-1.92**

Non Traded Co. 52

High Companies 10

Low Companies 14

Un Listed Companies OTC 2



### Gainers

Company Name	Closing Price	Change (%)	Traded Volume
Kurdistan International Bank	1.000	11.11	39,900,000
Mamoura Realestate Investment	6.750	6.13	1,197,646
Agricultural Products Meat	6.450	5.74	6,853,183
Iraqi Agricultural Products	24.000	4.35	1,000
Iraqi Engineering Works	4.000	3.90	14,863

### Losers

Company Name	Closing Price	Change (%)	Traded Volume
Al Attaa Islamic Bank	0.130	-7.14	10,000,000
The Light Industries	0.680	-4.23	300,000
General Transportation	0.950	-4.04	50,000
Gulf Commercial Bank	0.320	-3.03	209,593,887
Investment Bank of Iraq	0.350	-2.78	8,261,210

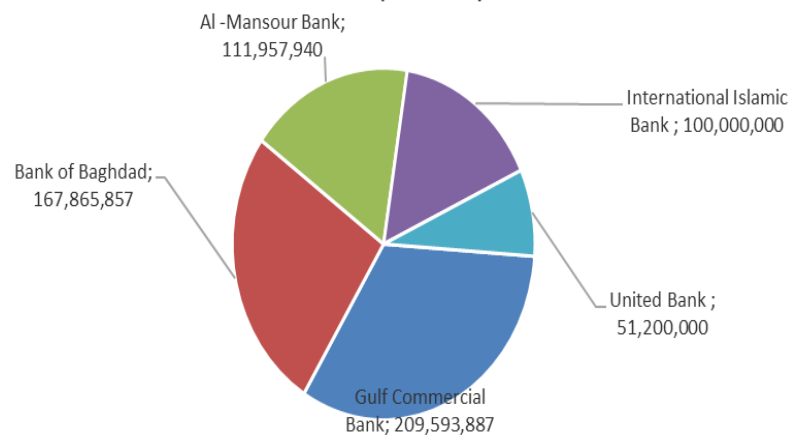
### Traded Volume

Company Name	Closing Price	Change (%)	Traded Volume
Gulf Commercial Bank	0.320	-3.03	209,593,887
Bank of Baghdad	3.070	-2.54	167,865,857
Al -Mansour Bank	1.310	0.00	111,957,940
International Islamic Bank	0.360	0.00	100,000,000
United Bank	0.080	0.00	51,200,000

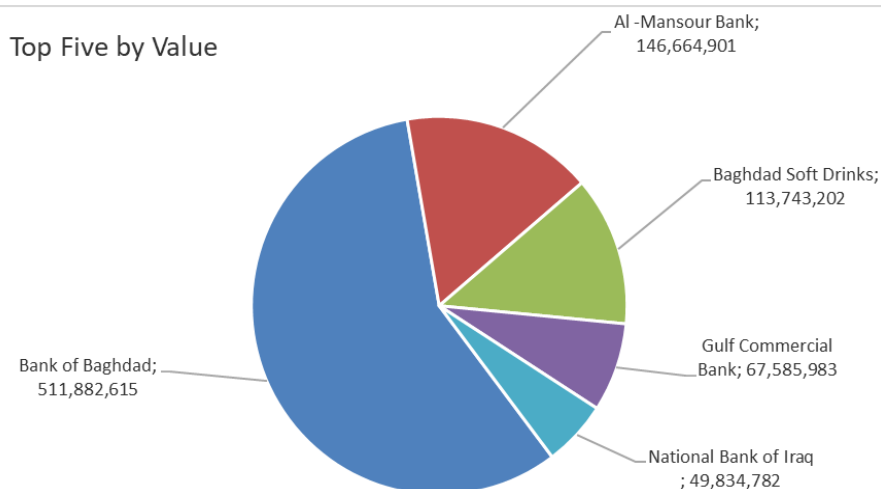
### Traded Value

Company Name	Closing Price	Change (%)	Traded Value
Bank of Baghdad	3.070	-2.54	511,882,615
Al -Mansour Bank	1.310	0.00	146,664,901
Baghdad Soft Drinks	4.050	-1.46	113,743,202
Gulf Commercial Bank	0.320	-3.03	67,585,983
National Bank of Iraq	2.740	-0.36	49,834,782

#### Top Five by Volume



#### Top Five by Value



## Regular Market Bulletin No (117)



Company Name	Code	opening Price	highest price	lowest price	Average price	Prev Average price	Closing Price	prev closing price	change (%)	No.of Trades	Traded Volume	Traded Value
<b>Banks Sector</b>												
Bank of Baghdad	BBOB	3.100	3.100	3.000	3.050	3.090	3.070	3.150	-2.54	133	167,865,857	511,882,615
Gulf Commercial Bank	BGUC	0.330	0.330	0.320	0.320	0.340	0.320	0.330	-3.03	44	209,593,887	67,585,983
Investment Bank of Iraq	BIBI	0.350	0.360	0.350	0.350	0.360	0.350	0.360	-2.78	4	8,261,210	2,919,036
Iraqi Islamic Bank	BIIB	1.070	1.080	1.070	1.070	1.080	1.070	1.080	-0.93	5	11,458,373	12,269,663
Middle East Bank	BIME	0.100	0.100	0.100	0.100	0.100	0.100	0.100	0.00	2	35,000	3,500
Kurdistan International Bank	BKUI	0.950	1.000	0.950	1.000	0.900	1.000	0.900	11.11	9	39,900,000	39,890,000
Mosul Bank For Investment	BMFI	0.200	0.200	0.190	0.200	0.200	0.200	0.200	0.00	8	38,110,421	7,590,980
Al -Mansour Bank	BMNS	1.310	1.310	1.310	1.310	1.320	1.310	1.310	0.00	33	111,957,940	146,664,901
National Bank of Iraq	BNOI	2.750	2.760	2.710	2.750	2.760	2.740	2.750	-0.36	27	18,153,732	49,834,782
Sumer Commerical Bank	BSUC	0.090	0.090	0.090	0.090	0.090	0.090	0.090	0.00	1	11,500,000	1,035,000
United Bank	BUND	0.080	0.080	0.080	0.080	0.080	0.080	0.080	0.00	6	51,200,000	4,096,000
Union Bank of Iraq	BUOI	0.220	0.220	0.220	0.220	0.220	0.220	0.220	0.00	1	61,698	13,574
<b>Total Of Banks Sector</b>										<b>273</b>	<b>668,098,118</b>	<b>843,786,033</b>
<b>Telecommunication Sector</b>												
Asia Cell Telecommunication	TASC	9.270	9.270	9.210	9.240	9.250	9.230	9.250	-0.22	31	4,300,859	39,727,036
<b>Total Of Telecommunication</b>										<b>31</b>	<b>4,300,859</b>	<b>39,727,036</b>
<b>Services Sector</b>												
Baghdad -Iraq Transportatio	SBPT	42.000	42.000	42.000	42.000	42.040	42.000	42.000	0.00	5	56,000	2,352,000
Mamoura Realestate Invest	SMRI	6.360	6.750	6.350	6.400	6.360	6.750	6.360	6.13	8	1,197,646	7,665,129
<b>Total Of Services Sector</b>										<b>13</b>	<b>1,253,646</b>	<b>10,017,129</b>
<b>Industry Sector</b>												
Baghdad Soft Drinks	IBSD	4.100	4.110	4.000	4.040	4.100	4.050	4.110	-1.46	79	28,175,496	113,743,202
Iraqi Marketing Date	IIDP	1.550	1.550	1.540	1.550	1.600	1.540	1.550	-0.65	4	413,316	640,558
Iraqi Engineering Works	IIEW	3.850	4.000	3.850	3.980	3.850	4.000	3.850	3.90	2	14,863	59,154
Iraqi For Tufted Carpets	IITC	16.050	16.100	16.050	16.050	16.040	16.050	16.050	0.00	32	1,233,695	19,801,655
Al -Khazer Road for Constr	IKHC	2.100	2.100	2.100	2.100	2.100	2.100	2.100	0.00	1	1,000	2,100
Al-Mansour Pharmaceutical	IMAP	1.830	1.830	1.830	1.830	1.830	1.830	1.830	0.00	10	3,250,000	5,947,500
Modern Sewing	IMOS	9.400	9.400	9.390	9.390	9.400	9.390	9.400	-0.11	2	110,000	1,033,000
National Chemical &Plastic	INCP	1.790	1.790	1.790	1.790	1.800	1.790	1.800	-0.56	1	2,000,000	3,580,000
Ready Made Clothes	IRMC	3.790	3.970	3.790	3.910	3.850	3.970	3.880	2.32	25	4,300,000	16,817,767
<b>Total Of Industry Sector</b>										<b>156</b>	<b>39,498,370</b>	<b>161,624,935</b>
<b>Hotels Sector</b>												
Baghdad Hotel	HBAG	10.650	10.650	10.650	10.650	10.600	10.650	10.600	0.47	1	10,404	110,803
Ishtar Hotel	HISH	9.800	9.900	9.800	9.860	9.830	9.900	9.850	0.51	6	160,991	1,586,761
<b>Total Of Hotels Sector</b>										<b>7</b>	<b>171,395</b>	<b>1,697,564</b>
<b>Agriculture Sector</b>												
Agricultural Products Meat	AIPM	5.800	7.000	5.750	6.270	5.900	6.450	6.100	5.74	26	6,853,183	42,994,666
Iraqi Agricultural Products	AIRP	24.000	24.000	24.000	24.000	23.000	24.000	23.000	4.35	1	1,000	24,000
Iraqi for Seed Production	AISP	8.200	8.600	8.150	8.240	8.100	8.200	8.150	0.61	60	5,777,980	47,629,522
<b>Total Of Agriculture Sector</b>										<b>87</b>	<b>12,632,163</b>	<b>90,648,189</b>
<b>Total Of Regular</b>										<b>567</b>	<b>725,954,551</b>	<b>1,147,500,885</b>

## Non Regular Market Bulletin No (116)

Company Name	Code	opening Price	highest price	lowest price	Average price	Prev Average price	Closing Price	prev closing price	change (%)	No.of Trades	Traded Volume	Traded Value
<b>Banks Sector</b>												
International Islamic Bank	BINT	0.360	0.360	0.360	0.360	0.350	0.360	0.360	0.00	1	100,000,000	36,000,000
Al Attaa Islamic Bank	BLAD	0.140	0.140	0.130	0.130	0.140	0.130	0.140	-7.14	3	10,000,000	1,335,521
Credit Bank	BROI	0.910	0.910	0.900	0.910	0.910	0.910	0.910	0.00	6	2,024,604	1,832,390
<b>Total Of Banks Sector</b>										<b>10</b>	<b>112,024,604</b>	<b>39,167,911</b>
<b>Services Sector</b>												
Al-Ameen Estate Investment	SAEI	2.500	2.510	2.450	2.450	2.510	2.450	2.510	-2.39	5	607,764	1,491,988
<b>Total Of Services Sector</b>										<b>5</b>	<b>607,764</b>	<b>1,491,988</b>
<b>Industry Sector</b>												
Fallujah for construction Ma	IFCM	3.500	3.500	3.450	3.490	3.470	3.450	3.450	0.00	5	568,714	1,982,063
<b>Total Of Industry Sector</b>										<b>5</b>	<b>568,714</b>	<b>1,982,063</b>
<b>Total of Non Regular</b>										<b>20</b>	<b>113,201,082</b>	<b>42,641,962</b>

## Undisclosed Platform Companies Bulletin (117)

Company Name	Code	opening Price	highest price	lowest price	Average price	Prev Average price	Closing Price	prev closing price	change (%)	No.of Trades	Traded Volume	Traded Value
<b>Banks Sector</b>												
Babylon Bank	BBAY	0.070	0.070	0.070	0.070	0.070	0.070	0.070	0.00	1	50,000,000	3,500,000
<b>Total Of Banks Sector</b>										<b>1</b>	<b>50,000,000</b>	<b>3,500,000</b>
<b>Services Sector</b>												
AL-Badia for General Trans	SBAG	0.600	0.600	0.600	0.600	0.600	0.600	0.600	0.00	1	48,264	28,958
General Transportation	SIGT	0.950	0.950	0.950	0.950	0.990	0.950	0.990	-4.04	1	50,000	47,500
<b>Total Of Banks Sector</b>										<b>2</b>	<b>98,264</b>	<b>76,458</b>
<b>Industry Sector</b>												
Al-Hilal Industries	IHLI	1.080	1.090	1.080	1.080	1.080	1.090	1.080	0.93	4	1,042,011	1,125,872
Iraqi Carton Manufacturies	IICM	1.350	1.350	1.350	1.350	1.350	1.350	1.350	0.00	1	23,895	32,258
The Light Industries	ITLI	0.680	0.680	0.680	0.680	0.710	0.680	0.710	-4.23	1	300,000	204,000
<b>Total Of Industry Sector</b>										<b>6</b>	<b>1,365,906</b>	<b>1,362,130</b>
<b>Total of un disclosed</b>										<b>9</b>	<b>51,464,170</b>	<b>4,938,589</b>
<b>Grand Total</b>										<b>596</b>	<b>890,619,803</b>	<b>1,195,081,435</b>

**Iraq Stock Exchange**  
**Non Iraqis' Bulletin Sunday June 30 2024**  
**Regular Market**



**Non Iraqi Trading of Regular Market (Buy)**

Company Names	Code	No.of trades	Traded Shares	Trading Volume
<b>Banks Sector</b>				
Bank Of Baghdad	BBOB	6	14,000,000	42,850,000
<b>Total Bank sector</b>		<b>6</b>	<b>14,000,000</b>	<b>42,850,000</b>
<b>Grand Total</b>		<b>6</b>	<b>14,000,000</b>	<b>42,850,000</b>

**Non Iraqi Trading of Regular Market (Sell)**

Company Names	Code	No.of trades	Traded Shares	Trading Volume
<b>Banks Sector</b>				
Bank Of Baghdad	BBOB	44	47,000,000	144,046,147
<b>Total Bank sector</b>		<b>44</b>	<b>47,000,000</b>	<b>144,046,147</b>
<b>Grand Total</b>		<b>44</b>	<b>47,000,000</b>	<b>144,046,147</b>

# Iraq Stock Exchange

Sunday 30/6/20244



## Not Trading OTC

Company Name	Code	Previous Average price
Rabee Securities	FRSE	—
Karmal Brokerage	FKSX	10.000



## Not Trading Bonds Bulletin

Bond type	Publish type	Code	last trading price	immortilize date
Banaa Bonds / million ID	First	CB10	1030000	12/10/2025
Banaa Bonds / million ID	second	CB20	964981	19/12/2025
Amara Bonds /500 thousand	First	CB25	—	10/09/2025
Amara Bonds /Million ID	First	CB30	984000	10/09/2027
Amara Bonds /500 thousand	Second	CB35	—	—
Amara Bonds /Million ID	Second	CB40	—	—
Amara Bonds /500 thousand	Third	CB45	—	—
Amara Bonds /Million ID	Third	CB50	—	—

## Iraq Stock Exchange non trading companies on Sunday 30/6/2024

Company Names	Code	Previous Average Price	Closing Price
<b>Banking Sector</b>			
Asia Al Iraq Islamic Bank	BAIB	0.900	0.900
Cihan Islamic Bank	BCIH	2.200	2.200
National Islamic Bank	BNAI	0.620	0.620
Elaf Islamic Bank	BELF	0.440	0.440
Al-Taif Islamic Bank	BTIB	0.690	0.690
Commercial Bank of Iraq	BCOI	0.800	0.800
Economy Bank	BEFI	0.240	0.240
<b>Telecommunication Sector</b>			
Al-Khatem Telecoms	TZNI	2.700	2.700
<b>Insurance Sector</b>			
Al-Ameen for Insurance	NAME	0.650	0.650
Dar Al-Salam for Insurance	NDSA	0.930	0.750
<b>Services Sector</b>			
Al-Nukhba for construction	SNUC	0.650	0.650
Kharkh Tour Amuzement City	SKTA	4.300	4.300
Al-Mosul for funfairs	SMOF	8.600	8.600
Rehab Karbala	HKAR	0.800	0.800
<b>Industry Sector</b>			
Metallic Industries and Bicycles	IMIB	2.000	2.000
<b>Hotels Sector</b>			
Babylon Hotel	HBAY	105.010	105.010
Al-Mansour Hotel	HMAN	45.000	45.000
National for Tourist Investment	HNTI	10.800	10.800
<b>Agriculture Sector</b>			
Middle East for Production- Fish	AMEF	7.400	7.400
Modern for Animal Production	AMAP	0.500	0.500
Al-Ahlyia agricultural production	AAHP	0.900	0.900
Company Names	Code	Previous Average Price	Closing Price
<b>Banks Sector</b>			
World Islamic Bank	BWOR	1.000	1.000
Arabiya Islamic Bank	BAAI	1.000	1.000
Zain Al-Iraq Islamic Bank	BZII	0.340	0.340
Al-Qurtas Islamic Bank	BQUR	1.000	1.000
Arabiya Islamic Bank	BAAI	1.000	1.000
Ameen Al Iraq Islamic Bank	BAME	1.000	1.000
Al- Qabidh Islamic Bank	BQAB	0.240	0.240
Al Anssari Islamic Bank	BANS	1.000	1.000
Iraq Noor Islamic Bank	BINI	1.050	1.050
Erbil Bank	BERI	0.110	0.110
AL- Mashreq al-Arabi Islamic Bank	BAMS	-	-
Erbil Bank	BERI	0.110	0.110
Trust International Islamic Bank	BTRU	0.750	0.750
Al Janoob Islamic Bank Investment	BJAB	1.000	1.000
Al Mustashar Bank	BMUI	1.000	1.000
Region Trade Bank	BRTB	1.000	1.000
Trans Iraq Bank for Investment	BTRI	0.740	0.740
<b>Insurance Sector</b>			
Al -Hamraa Insurance	NHAM	0.900	0.900
<b>Investment Sector</b>			
Al-Zawraa for Financial Investment	VZAF	0.180	0.180
Al-Ameen for Financial Investment	VAMF	1.000	1.000
AL-Wiaam for Financial Investment	VWIF	0.350	0.350
Bain Al-Nahrain Financial Investment	VMES	0.900	0.900



Industry Sector			
Modern chemical industries	IMCI	100.000	100.000
National Furniture Industries	IHFI	2.300	2.300
Baghdad for Packing Materials	IBPM	2.800	2.800
Hotels Sector			
Ashour Hotel	HASH	20.000	20.000
Agriculture Sector			
Al-Ribas for Poultry and Fodder	AREB	-	-
Company Names	Code	Previous Average Price	Closing Price
Banks Sector			
		0.070	0.070
Investment Sector			
AL- Batek Investment	VBAT	0.380	0.380
Alkhair for financial Investment	VKHF	0.200	0.200
Industry Sector			
Electronic Industries	IELI	0.740	0.740
Modern Construction Materials	IMCM	0.520	0.520
Hotels Sector			
Palestine Hotel	HPAL	21.000	21.000
Al-Sadeer Hotel	HSAD	29.000	29.000

### Iraq Stock Exchange Suspended Companies

Al-Rajih Islamic Bank (BRAJ)	19/09/2021	The trading suspended for not produce the Annual disclosure for 2020 at closing price (1.000) ID.
North Bank (BNOR)	31/10/2022	The trading suspended by ISC decision at closing price (0.070) ID.

## Iraq Stock Exchange News of listed companies Sunday 30/6/2024

### Companies News

Region Trade Bank(BRTB)	General Assembly Meeting will be hold on Thursday 4/7/2024 at Athe company to elect new seven board of Council Administration . Trading has been suspend on Monday 1/7/2024 .
Iraqi For Tufted Carpets(IITC)	General Assembly Meeting will be hold on Sunday 14/7/2024 at the Iraqi Economic Union to discuss financial statement of 2023 . Trading has been suspend on Tuesday 9/7/2024 .
National Chemical &Plastic (INCP)	General Assembly Meeting will be hold on Tuesday 23/7/2024 at the Iraqi Economic Union to discuss financial statement of 2022, discuss the deficit . Trading has been suspend on Wednesday 17/7/2024 .
out of trading	
Babil Animal&vegetable Products (ABAP)	General Assembly Meeting will be hold on Sunday 19/5/2024 at theAl Jadriya to discuss financial statement of 2021,2022 , cash dividend , discuss the deficit Trading has been suspend on Thursday 7/12/2023 .
Iraqi Land Transport (SILT)	General Assembly Meeting will be hold on Wednesday 6/3/2024 at the Trade Ministry VIP Hall to resign the current board of Administration and elect new five board of Administration .Trading has been suspend on Sunday 3/3/2024.
Ashur International Bank (BASH)	General Assembly Meeting will be hold on Wednesday 29/5/2024 at the Alriyada Station to discuss financial statement of 2022 , cash dividend, elect seven members of Administration council . Trading has been suspend on Sunday 26/5/2024 .
International Development Bank(EDB)	General Assembly Meeting will be hold on Tuesday 4/6/2024 at the company Al Mansour Branch to discuss financial statement of 2023 ,cash dividend , increasing in company capital from 300 billion to 400 billion according to 56/ Fourth. Trading has been suspend on Tuesday 4/6/2024 .
Ibdaa Al-Sharq Al-Awsat (SIBD)	General Assembly Meeting will be hold on Tuesday 11/6/2024 at the Iraqi Middle East Bank to resign the Auditors and elect new one . Trading has been suspend onThursday 6/6/2024 .
Tourist Village of Mosul dam (HTVM)	General Assembly Meeting will be hold on Friday 28/6/2024 at Al Mousil Modern Plaza Hall to discuss financial statement of 2023. Trading has been suspend on Monday 24/6/2024 .
Gulf Insurance(NGIR)	General Assembly Meeting will be hold on Sunday 30/6/2024 at AlHunting Club to discuss reduce the board of Council Administration from seven to five and election new five . Trading has been suspend on Monday 24/6/2024 .
Alahliya For Insurance(NAHF)	General Assembly Meeting will be hold on Tuesday 2/72024 at the company to discuss financial statement of 2022 , discuss the deficit, elect five members of Administration council, incresingin company capital from 7 billion to 15 billion according to (55/first) . Trading has been suspend on Thursday 27/6/2024 .
Al-Kindi of Veterinary Vaccines(IKLV)	General Assembly Meeting will be hold on Wednesday 3/7/2024 at Athe company to elect new five board of Council Administration . Trading has been suspend on Sunday 30/6/2024 .