

# Iraq Stock Exchange

Trading Session Monday 29/7/2024 -

Traded Volume 4,284,869,111

ISX Index 60 907.68

Previous ISX Index60 911.19

Change % -0.39

Change -3.51

Listed Companies 103

Traded Companies 35

General Assembly Co. 5

Suspended Co. 4



Bulletin No (136) of 2024

Traded Value 1,786,603,912

ISX Index 15 1020.90

Previous ISX Index15 1023.08

Change % -0.21

Change -2.18

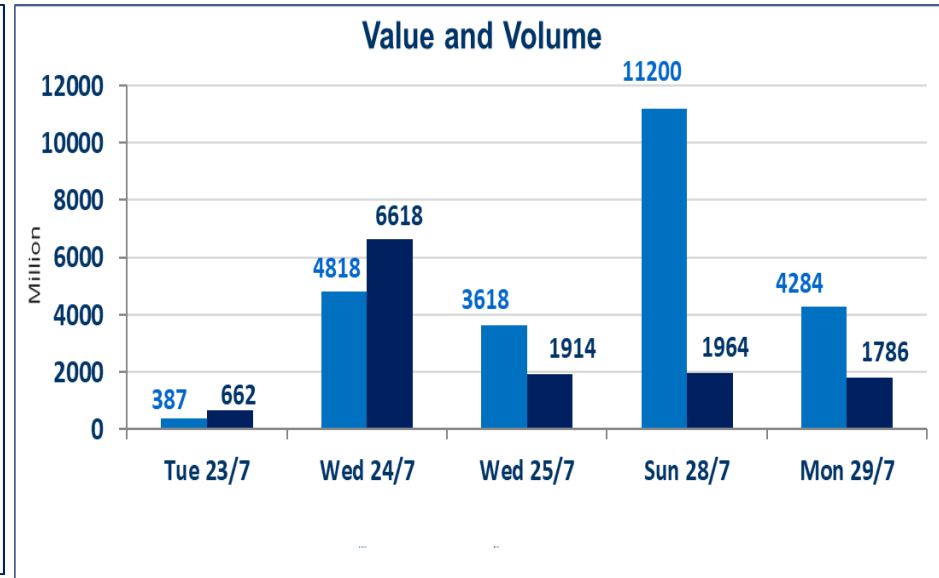
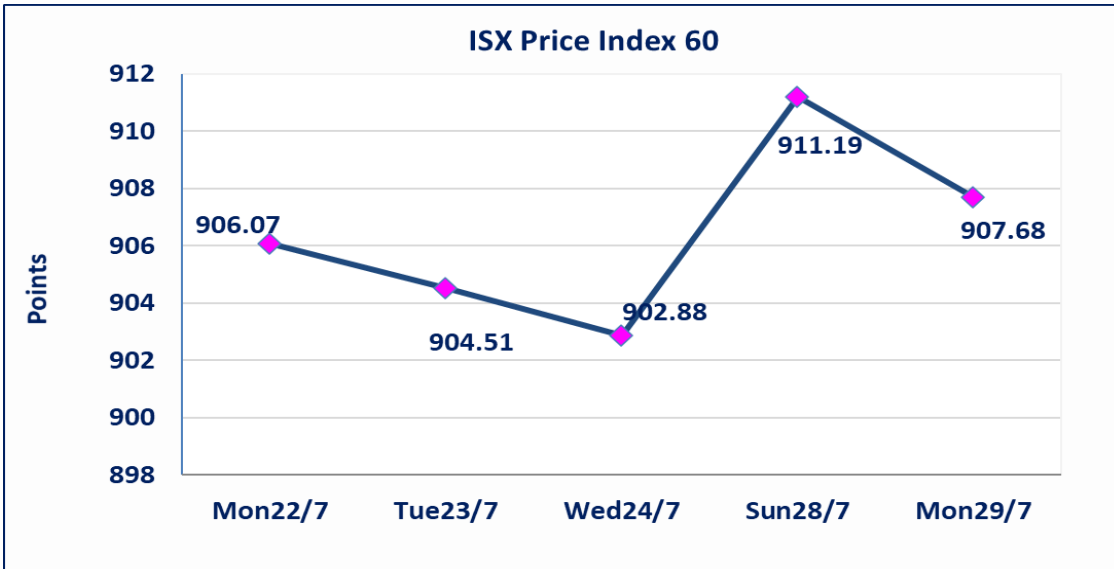
Non Traded Co. 59

High Companies 10

Low Companies 12

Un Listed Companies OTC 2

526



Special Orders

Al Furat brokerage Firms (Buy) & (Sell) executed International Cross to International Islamic Bank with volume (2,900,000,000) share and value (1,015,000,000) IQD, on an additional session time after 12 o'clock .

### Gainers

Company Name	Closing Price	Change (%)	Traded Volume
Investment Bank of Iraq	0.350	2.94	5,710,025
Electronic Industries	0.720	2.86	9,089,211
Iraqi Marketing Date	1.450	2.84	5,605,000
Iraqi Carton Manufacturies	1.700	1.80	1,220,000
Baghdad -Iraq Transportation	43.000	1.78	562,000

### Losers

Company Name	Closing Price	Change (%)	Traded Volume
Middle East Bank	0.100	-9.09	4,000,000
AL-Badia for General Trans	0.560	-3.45	1,063,287
Al-Ameen for Insurance	0.630	-3.08	390,000.00
Gulf Commercial Bank	0.330	-2.94	42,050,000
Iraqi for Seed Production	9.460	-2.37	15,131,486

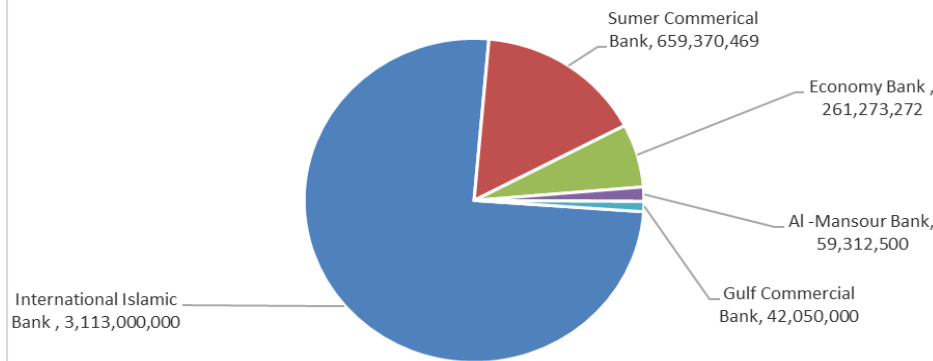
### Traded Volume

Company Name	Closing Price	Change (%)	Traded Volume
International Islamic Bank	0.350	0.00	3,113,000,000
Sumer Commerical Bank	0.100	0.00	659,370,469
Economy Bank	0.240	0.00	261,273,272
Al -Mansour Bank	1.390	-0.71	59,312,500
Gulf Commercial Bank	0.330	-2.94	42,050,000

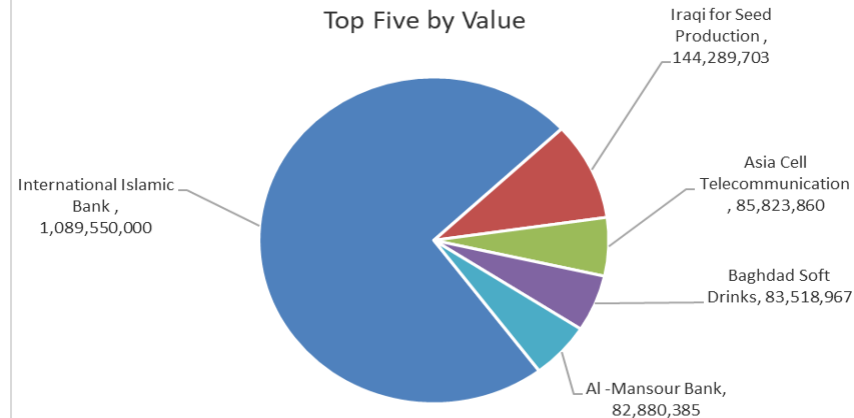
### Traded Value

Company Name	Closing Price	Change (%)	Traded Value
International Islamic Bank	0.350	0.00	1,089,550,000
Iraqi for Seed Production	9.460	-2.37	144,289,703
Asia Cell Telecommunication	9.530	0.11	85,823,860
Baghdad Soft Drinks	4.550	-0.22	83,518,967
Al -Mansour Bank	1.390	-0.71	82,880,385

Top Five by Volume



Top Five by Value



## Regular Market Bulletin No (136)



Company Name	Code	opening Price	highest price	lowest price	Average price	Prev Average price	Closing Price	prev closing price	change (%)	No.of Trades	Traded Volume	Traded Value
<b>Banks Sector</b>												
Ashur International Bank	BASH	0.290	0.290	0.290	0.290	0.290	0.290	0.290	0.00	1	1,000,000	290,000
Bank of Baghdad	BBOB	2.990	2.990	2.970	2.980	2.980	2.990	3.000	-0.33	28	14,766,666	44,073,198
Commercial Bank of Iraq	BCOI	0.850	0.850	0.850	0.850	0.840	0.850	0.850	0.00	2	3,075,000	2,613,750
Economy Bank	BEFI	0.240	0.250	0.240	0.240	0.230	0.240	0.240	0.00	44	261,273,272	62,710,585
Gulf Commercial Bank	BGUC	0.330	0.330	0.330	0.330	0.340	0.330	0.340	-2.94	7	42,050,000	13,876,500
Investment Bank of Iraq	BIBI	0.350	0.350	0.350	0.350	0.340	0.350	0.340	2.94	2	5,710,025	1,998,509
Iraqi Islamic Bank	BIIB	1.160	1.160	1.150	1.150	1.160	1.150	1.160	-0.86	20	13,793,636	15,898,618
Middle East Bank	BIME	0.100	0.100	0.100	0.100	0.110	0.100	0.110	-9.09	3	4,000,000	400,000
Mosul Bank For Investment	BMFI	0.190	0.190	0.190	0.190	0.190	0.190	0.190	0.00	4	5,300,000	1,007,000
Al -Mansour Bank	BMNS	1.400	1.400	1.390	1.400	1.400	1.390	1.400	-0.71	30	59,312,500	82,880,385
National Bank of Iraq	BNOI	2.570	2.570	2.570	2.570	2.580	2.570	2.570	0.00	12	4,150,000	10,665,500
Sumer Commerical Bank	BSUC	0.100	0.100	0.100	0.100	0.100	0.100	0.100	0.00	66	659,370,469	65,937,047
United Bank	BUND	0.080	0.080	0.080	0.080	0.080	0.080	0.080	0.00	7	14,000,000	1,120,000
<b>Total Of Banks Sector</b>										<b>226</b>	<b>1,087,801,568</b>	<b>303,471,091</b>
<b>Telecommunication Sector</b>												
Asia Cell Telecommunication	TASC	9.520	9.540	9.520	9.530	9.490	9.530	9.520	0.11	62	9,005,127	85,823,860
<b>Total Of Telecommunication</b>										<b>62</b>	<b>9,005,127</b>	<b>85,823,860</b>
<b>Insurance Sector</b>												
Al-Ameen for Insurance	NAME	0.630	0.630	0.630	0.630	0.650	0.630	0.650	-3.08	2	390,000	245,700
<b>Total Of Insurance Sector</b>										<b>2</b>	<b>390,000</b>	<b>245,700</b>
<b>Services Sector</b>												
Baghdad -Iraq Transportatio	SBPT	43.000	44.000	43.000	43.200	41.970	43.000	42.250	1.78	16	562,000	24,276,000
<b>Total Of Services Sector</b>										<b>16</b>	<b>562,000</b>	<b>24,276,000</b>
<b>Industry Sector</b>												
Baghdad Soft Drinks	IBSD	4.580	4.600	4.550	4.570	4.550	4.550	4.560	-0.22	41	18,262,685	83,518,967
Iraqi Marketing Date	IIDP	1.440	1.470	1.440	1.450	1.410	1.450	1.410	2.84	11	5,605,000	8,132,250
Iraqi For Tufted Carpets	IITC	14.600	14.600	14.600	14.600	14.600	14.600	14.600	0.00	6	68,000	992,800
Al-Kindi of Veterinary Vaccin	IKLV	1.580	1.580	1.580	1.580	1.600	1.580	1.600	-1.25	3	1,500,000	2,370,000
Metallic Industries and Bicycl	IMIB	2.200	2.200	2.200	2.200	2.010	2.200	2.200	0.00	1	9,000	19,800
Modern Sewing	IMOS	8.850	8.850	8.850	8.850	8.850	8.850	8.850	0.00	12	456,414	4,039,264
National Chemical &Plastic	INCP	1.730	1.770	1.730	1.740	1.750	1.770	1.750	1.14	19	1,763,914	3,063,003
Ready Made Clothes	IRMC	3.450	3.450	3.450	3.450	3.450	3.450	3.450	0.00	1	200,000	690,000
<b>Total Of Industry Sector</b>										<b>94</b>	<b>27,865,013</b>	<b>102,826,083</b>
<b>Hotels Sector</b>												
Ishtar Hotel	HISH	9.850	9.850	9.850	9.850	9.750	9.850	9.750	1.03	8	750,000	7,387,500
<b>Total Of Hotels Sector</b>										<b>8</b>	<b>750,000</b>	<b>7,387,500</b>
<b>Agriculture Sector</b>												
Agricultural Products Meat	AIPM	5.490	5.490	5.490	5.490	5.500	5.490	5.500	-0.18	1	2,000	10,980
Iraqi for Seed Production	AISP	9.700	9.750	9.450	9.540	9.650	9.460	9.690	-2.37	85	15,131,486	144,289,703
<b>Total Of Agriculture Sector</b>										<b>86</b>	<b>15,133,486</b>	<b>144,300,683</b>
<b>Total Of Regular</b>										<b>494</b>	<b>1,141,507,194</b>	<b>668,330,917</b>

## Non Regular Market Bulletin No (135)

Company Name	Code	opening Price	highest price	lowest price	Average price	Prev Average price	Closing Price	prev closing price	change (%)	No.of Trades	Traded Volume	Traded Value
<b>Banks Sector</b>												
International Islamic Bank	BINT	0.350	0.350	0.350	0.350	0.350	0.350	0.350	0.00	4	3,113,000,000	1,089,550,000
Credit Bank	BROI	0.930	0.960	0.910	0.920	0.910	0.910	0.930	-2.15	14	14,629,419	13,496,722
<b>Total Of Banks Sector</b>										<b>18</b>	<b>3,127,629,419</b>	<b>1,103,046,722</b>
<b>Industry Sector</b>												
Fallujah for construction Ma	IFCM	3.570	3.570	3.560	3.570	3.550	3.560	3.550	0.28	2	500,000	1,783,000
<b>Total Of Industry Sector</b>										<b>2</b>	<b>500,000</b>	<b>1,783,000</b>
<b>Total of Non Regular</b>										<b>20</b>	<b>3,128,129,419</b>	<b>1,104,829,722</b>

## Undisclosed Platform Companies Bulletin (136)

Company Name	Code	opening Price	highest price	lowest price	Average price	Prev Average price	Closing Price	prev closing price	change (%)	No.of Trades	Traded Volume	Traded Value
<b>Services Sector</b>												
AL-Badia for General Trans	SBAG	0.560	0.560	0.560	0.560	0.580	0.560	0.580	-3.45	2	1,063,287	595,441
General Transportation	SIGT	0.970	0.970	0.970	0.970	0.970	0.970	0.970	0.00	1	1,000,000	970,000
<b>Total Of Services Sector</b>										<b>3</b>	<b>2,063,287</b>	<b>1,565,441</b>
<b>Industry Sector</b>												
Electronic Industries	IELI	0.720	0.720	0.720	0.720	0.700	0.720	0.700	2.86	4	9,089,211	6,544,232
Al-Hilal Industries	IHLI	1.140	1.140	1.140	1.140	1.110	1.140	1.130	0.88	2	2,860,000	3,260,400
Iraqi Carton Manufacturies	IICM	1.660	1.700	1.660	1.700	1.650	1.700	1.670	1.80	3	1,220,000	2,073,200
<b>Total Of Industry Sector</b>										<b>9</b>	<b>13,169,211</b>	<b>11,877,832</b>
<b>Total of</b>										<b>12</b>	<b>15,232,498</b>	<b>13,443,273</b>
<b>Grand Total</b>										<b>526</b>	<b>4,284,869,111</b>	<b>1,786,603,912</b>

Iraq Stock Exchange  
 Non Iraqis' Bulletin Monday July 29 2024  
 Regular Market



Non Iraqi Trading of Regular Market (Sell)

Company Names	Code	No.of trades	Traded Shares	Trading Volume
<b>Banks Sector</b>				
Bank Of Baghdad	BBOB	9	5,000,000	14,900,000
<b>Total Bank sector</b>		9	5,000,000	14,900,000
<b>Telecommunication Sector</b>				
Asia cell	TASC	10	1,400,127	13,343,210
<b>Total Telecommunication sector</b>		10	1,400,127	13,343,210
<b>Grand Total</b>		19	6,400,127	28,243,210



## Not Trading Bonds Bulletin

Bond type	Publish type	Code	last trading price	immortilize date
Banaa Bonds / million ID	First	CB10	1030000	12/10/2025
Banaa Bonds / million ID	second	CB20	964981	19/12/2025
Amara Bonds /500 thousand	First	CB25	————	10/09/2025
Amara Bonds /Million ID	First	CB30	984000	10/09/2027
Amara Bonds /500 thousand	Second	CB35	————	————
Amara Bonds /Million ID	Second	CB40	————	————
Amara Bonds /500 thousand	Third	CB45	————	————
Amara Bonds /Million ID	Third	CB50	————	————

# Iraq Stock Exchange

Monday 29/7/2024



## Not Trading OTC

Company Name	Code	Previous Average price
Rabee Securities	FRSE	—
Karmal Brokerage	FKSX	10.000

<b>Iraq Stock Exchange non trading companies on Monday 29/7/2024</b>			
<b>Company Names</b>	<b>Code</b>	<b>Previous Average Price</b>	<b>Closing Price</b>
<b>Banking Sector</b>			
Asia Al Iraq Islamic Bank	BAIB	0.900	0.900
Cihan Islamic Bank	BCIH	2.200	2.200
Kurdistan International Bank	BKUI	1.200	1.200
National Islamic Bank	BNAI	0.570	0.570
Elaf Islamic Bank	BELF	0.440	0.440
Union Bank of Iraq	BUOI	0.220	0.220
<b>Telecommunication Sector</b>			
Al-Khatem Telecoms	TZNI	2.440	0.630
<b>Insurance Sector</b>			
Dar Al-Salam for Insurance	NDSA	0.830	0.830
<b>Services Sector</b>			
Al-Mosul for funfairs	SMOF	8.100	8.100
Rehab Karbala	HKAR	0.700	0.700
Al-Nukhba for construction	SNUC	0.650	0.650
Kharkh Tour Amuzement City	SKTA	4.080	4.110
Mamoura Realestate Investment	SMRI	6.000	5.990
<b>Industry Sector</b>			
Al-Mansour Pharmaceuticals	IMAP	1.890	
Iraqi Engineering Works	IIEW	4.370	4.370
Al -Khazer Road for Construction Material	IKHC	2.100	2.100
<b>Hotels Sector</b>			
Tourist Village of Mosul dam	HTVM	11.000	11.000
National for Tourist Investment	HNTI	11.500	11.500
Babylon Hotel	HBAY	105.000	105.000
Baghdad Hotel	HBAG	10.810	10.800
Al-Mansour Hotel	HMAN	42.000	42.000
<b>Agriculture Sector</b>			
Middle East for Production- Fish	AMEF	7.500	7.500
Al-Ahlyia agricultural production	AAHP	0.930	0.930
Babil Animal&vegetable Products	ABAP	1.000	1.000
Iraqi Agricultural Products	AIRP	23.000	23.000
<b>Company Names</b>	<b>Code</b>	<b>Previous Average Price</b>	<b>Closing Price</b>
<b>Banks Sector</b>			
World Islamic Bank	BWOR	1.000	1.000
Arabiya Islamic Bank	BAAI	1.000	1.000
Al-Qurtas Islamic Bank	BQUR	1.000	1.000
Arabiya Islamic Bank	BAAI	1.000	1.000
Al- Qabidh Islamic Bank	BQAB	0.240	0.240
Iraq Noor Islamic Bank	BINI	0.740	0.740
Erbil Bank	BERI	0.110	0.110
AL- Mashreq al-Arabi Islamic Bank	BAMS	—	—
Trust International Islamic Bank	BTRU	0.750	0.750
Al Janoob Islamic Bank Investment	BJAB	1.000	1.000
Al Mustashar Bank	BMUI	1.000	1.000
Region Trade Bank	BRTB	1.000	1.000
Region Trade Bank	BRTB	1.000	1.000
Al Attaa Islamic Bank	BLAD	0.140	0.140
Zain Al-Iraq Islamic Bank	BZII	0.340	0.340
Ameen Al Iraq Islamic Bank	BAME	1.000	1.000
Al Anssari Islamic Bank	BANS	1.000	1.000
Erbil Bank	BERI	0.110	0.110
<b>Insurance Sector</b>			
Al -Hamraa Insurance	NHAM	0.900	0.900
Alahliya For Insurance	NAHF	0.310	0.310
<b>Investment Sector</b>			
Al-Zawraa for Finanical Investment	VZAF	0.180	0.180
Al-Ameen for Financial Investment	VAMF	1.000	1.000



<b>AL-Wiaam for Financial Investment</b>	<b>VWIF</b>	<b>0.350</b>	<b>0.350</b>
<b>Bain Al-Nahrain Financial Investment</b>	<b>VMES</b>	<b>0.900</b>	<b>0.900</b>
<b>Services Sector</b>			
<b>Ibdaa Al-Sharq Al-Awsat</b>	<b>SIBD</b>	<b>1.000</b>	<b>1.000</b>
<b>Al-Ameen Estate Investment</b>	<b>SAEI</b>	<b>2.510</b>	<b>2.410</b>
<b>Industry Sector</b>			
<b>Modern chemical industries</b>	<b>IMCI</b>	<b>100.000</b>	<b>100.000</b>
<b>National Furniture Industries</b>	<b>IHFI</b>	<b>2.300</b>	<b>2.300</b>
<b>Baghdad for Packing Materials</b>	<b>IBPM</b>	<b>2.800</b>	<b>2.800</b>
<b>Hotels Sector</b>			
<b>Ashour Hotel</b>	<b>HASH</b>	<b>21.000</b>	<b>21.000</b>
<b>Agriculture Sector</b>			
<b>Al-Ribas for Poultry and Fodder</b>	<b>AREB</b>	<b>—</b>	<b>—</b>
<b>Company Names</b>	<b>Code</b>	<b>Previous Average Price</b>	<b>Closing Price</b>
<b>Banks Sector</b>			
<b>Babylon Bank</b>	<b>BBAY</b>	<b>0.070</b>	<b>0.070</b>
<b>Industry Sector</b>			
<b>The Light Industries</b>	<b>ITLI</b>	<b>0.690</b>	<b>0.690</b>
<b>Modern Construction Materials</b>	<b>IMCM</b>	<b>0.500</b>	<b>0.500</b>
<b>Investment Sector</b>			
<b>AL- Batek Investment</b>	<b>VBAT</b>	<b>0.380</b>	<b>0.380</b>
<b>Alkhair for financial Investment</b>	<b>VKHF</b>	<b>0.240</b>	<b>0.240</b>
<b>Hotels Sector</b>			
<b>Al-Sadeer Hotel</b>	<b>HSAD</b>	<b>28.750</b>	<b>28.750</b>
<b>Palestine Hotel</b>	<b>HPAL</b>	<b>21.000</b>	<b>21.000</b>

## Iraq Stock Exchange Suspended Companies

Al-Rajih Islamic Bank (BRAJ)	19/09/2021	The trading suspended for not produce the Annual disclosure for 2020 at closing price (1.000) ID.
North Bank (BNOR)	31/10/2022	The trading suspended by ISC decision at closing price (0.070) ID.
Gulf Insurance (NGIR)	14/07/2024	The trading suspended for not produce the quarterly disclosure for the first quarter of 2024 at closing price (0.420) ID.
Modern for Animal Production (AMAP)	14/07/2024	The trading suspended for not produce the quarterly disclosure for the first quarter of 2024 at closing price (0.500) ID.

## Iraq Stock Exchange News of listed companies Monday 29/7/2024

### Companies News

Trans Iraq Bank for Investment(BTRI)	General Assembly Meeting will be hold on Monday 29/7/2024 at the company o discuss financial statement of 2023, discuss the cash dividend .Trading has been suspend on Wednesday 24/7/2024 .
Karmal Brokerage (FKSX)	General Assembly Meeting will be hold on Tuesday 30/7/2024 at the company to discuss financial statement of 2023, discuss the cash dividend , increasing in company capital from (260,000,000) ID to (600,000,000) ID according to (second /55) . last session will be on Monday 29/7/2024 .and re trading will be on Wednesday session 31/7/2024 .
Gulf Insurance (NGIR)	General Assembly Meeting will be hold on Saturday 3/8/2024 at the company to elect 7 new members of Administration council .the company suspended by ISC decision for not produce the quarterly disclosure for the first quarter of 2024 .
Iraqi Marketing Date(IIDP)	General Assembly Meeting will be hold on Wednesday 14/8/2024 at the company o discuss financial statement of 2020,2021, discuss the cash dividend and loses ,discuss the deficit,elect 6 new members of Administration council .Trading has been suspend on Sunday 11/8/2024 .
Alahliya For Insurance(NAHF)	General Assembly Meeting will be hold on Thursday 29/8/2024 at the company to discuss financial statement of 2023 , cash dividend . Trading has been suspend on Monday 26/8/2024 .
Dar Al-Salam for Insurance (NDSA)	General Assembly Meeting will be hold on Sunday 9/8/2024 at the company to discuss financial statement of 2023 , cash dividend . Trading has been suspend on Wednesday 3/9/2024 .
out of trading	
Iraqi Land Transport (SILT)	General Assembly Meeting will be hold on Wednesday 6/3/2024 at the Trade Ministry VIP Hall to resign the current board of Administration and elect new five board of Administration .Trading has been suspend on Sunday 3/3/2024.
International Development Bank(ED)	General Assembly Meeting will be hold on Tuesday 4/6/2024 at the company Al Mansour Branch to discuss financial statement of 2023 ,cash dividend , increasing in company capital from 300 billion to 400 billion according to 56/ Fourth. Trading has been suspend on Tuesday 4/6/2024 .
Al -Hamraa Insurance (NHAM)	General Assembly Meeting will be hold on Wednesday 24/7/2024 at the the company to discuss financial statement of 2022, elect new board . Trading has been suspend on Sunday 21/7/2024 .
Al-Taif Islamic Bank(BTIB)	General Assembly Meeting will be hold on Sunday 28/7/2024 at the company to discuss financial statement of 2023, discuss the cash dividend . Trading has been suspend on Tuesday 23/7/2024 .