

Iraq Stock Exchange

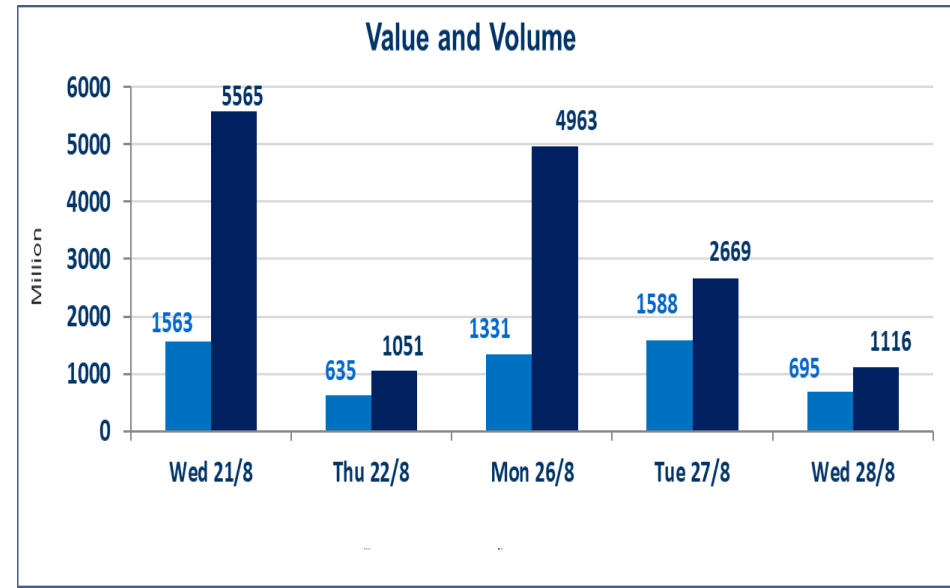
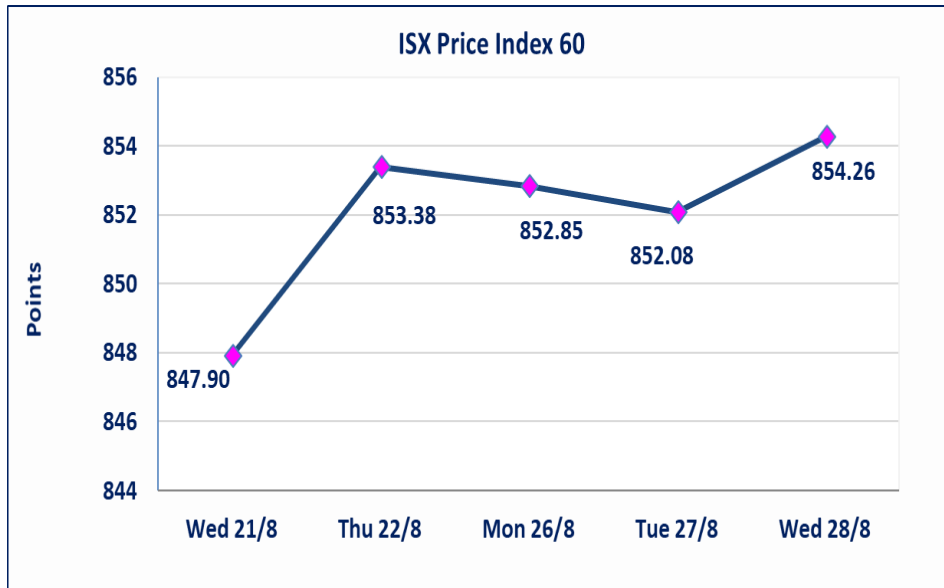
Trading Session Wednesday 28/8/2024

Traded Volume	695,929,988
ISX Index 60	854.26
Previous ISX Index60	852.08
Change %	0.26
Change	2.18
Listed Companies	103
Traded Companies	31
General Assembly Co.	2
Suspended Co.	6



Bulletin No (157) of 2024

Traded Value	1,116,299,445	Traders 460
ISX Index 15	963.39	
Previous ISX Index15	960.65	
Change %	0.29	
Change	2.74	
Non Traded Co.	64	
High Companies	7	
Low Companies	11	
Un Listed Companies O'	4	



Gainers

Company Name	Closing Price	Change (%)	Traded Volume
Iraqi Marketing Date	2.700	6.72	25,597,097
Commercial Bank of Iraq	0.840	3.70	9,507,442
Asia Cell Telecommunication	9.400	1.08	9,993,174
Al -Mansour Bank	1.340	0.75	1,787,090
Baghdad Soft Drinks	4.020	0.50	134,184,645

Losers

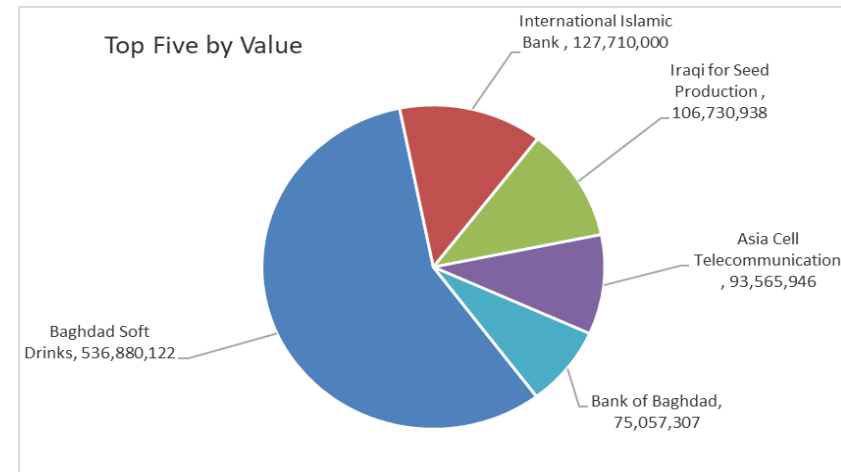
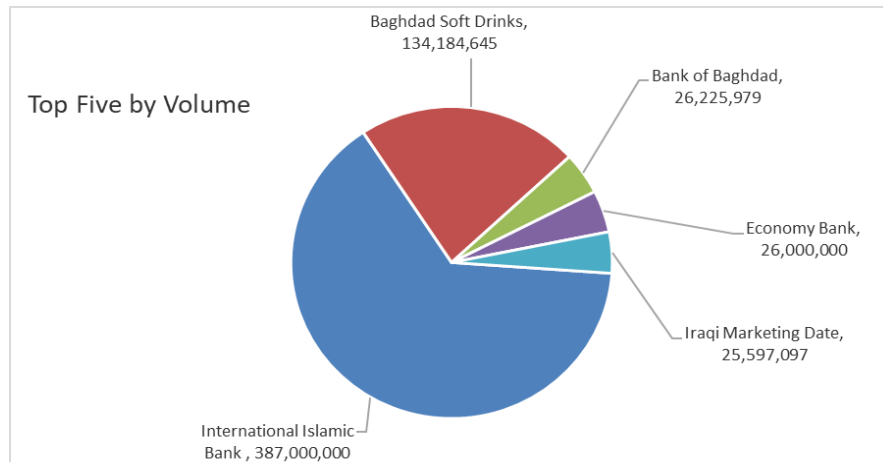
Company Name	Closing Price	Change (%)	Traded Volume
Iraq Noor Islamic Bank	0.520	-7.14	1,602,000
Rehab Karbala	0.550	-6.78	200,000
Iraqi Carton Manufacturies	1.650	-2.37	300,000
The Light Industries	0.690	-1.43	14,110,650
Credit Bank	0.810	-1.22	5,010,197

Traded Volume

Company Name	Closing Price	Change (%)	Traded Volume
International Islamic Bank	0.330	0.00	387,000,000
Baghdad Soft Drinks	4.020	0.50	134,184,645
Bank of Baghdad	2.850	-0.70	26,225,979
Economy Bank	0.210	0.00	26,000,000
Iraqi Marketing Date	2.700	6.72	25,597,097

Traded Value

Company Name	Closing Price	Change (%)	Traded Value
Baghdad Soft Drinks	4.020	0.50	536,880,122
International Islamic Bank	0.330	0.00	127,710,000
Iraqi for Seed Production	9.200	-0.86	106,730,938
Asia Cell Telecommunication	9.400	1.08	93,565,946
Bank of Baghdad	2.850	-0.70	75,057,307



Regular Market Bulletin No (157)



Company Name	Code	opening Price	highest price	lowest price	Average price	Prev Average price	Closing Price	prev closing price	change (%)	No.of Trades	Traded Volume	Traded Value
Banks Sector												
Bank of Baghdad	BBOB	2.870	2.870	2.840	2.860	2.850	2.850	2.870	-0.70	33	26,225,979	75,057,307
Cihan Islamic Bank	BCIH	2.030	2.030	2.030	2.030	2.030	2.030	2.030	0.00	1	500,000	1,015,000
Commercial Bank of Iraq	BCOI	0.820	0.840	0.820	0.830	0.800	0.840	0.810	3.70	18	9,507,442	7,856,102
Economy Bank	BEFI	0.210	0.210	0.210	0.210	0.210	0.210	0.210	0.00	17	26,000,000	5,460,000
Gulf Commercial Bank	BGUC	0.290	0.290	0.290	0.290	0.300	0.290	0.290	0.00	12	14,027,000	4,067,830
Investment Bank of Iraq	BIBI	0.330	0.330	0.330	0.330	0.330	0.330	0.330	0.00	2	990,000	326,700
Iraqi Islamic Bank	BIIB	1.100	1.100	1.090	1.100	1.100	1.090	1.100	-0.91	10	5,157,251	5,651,404
Mosul Bank For Investment	BMFI	0.190	0.190	0.190	0.190	0.190	0.190	0.190	0.00	1	523	99
Al -Mansour Bank	BMNS	1.340	1.340	1.340	1.340	1.330	1.340	1.330	0.75	6	1,787,090	2,394,701
National Bank of Iraq	BNOI	2.250	2.270	2.250	2.250	2.250	2.260	2.250	0.44	18	8,445,083	19,036,888
Total Of Banks Sector										118	92,640,368	120,866,031
Telecommunication Sector												
Asia Cell Telecommunication	TASC	9.300	9.400	9.300	9.360	9.270	9.400	9.300	1.08	52	9,993,174	93,565,946
Al-Khatem Telecoms	TZNI	2.460	2.460	2.460	2.460	2.460	2.460	2.460	0.00	1	5,000	12,300
Total Of Telecommunication										53	9,998,174	93,578,246
Insurance Sector												
Al-Ameen for Insurance	NAME	0.630	0.630	0.630	0.630	0.630	0.630	0.630	0.00	1	200,000	126,000
Total Of Insurance Sector										1	200,000	126,000
Services Sector												
Baghdad -Iraq Transportat	SBPT	47.000	47.000	47.000	47.000	47.500	47.000	47.500	-1.05	8	370,000	17,390,000
Mamoura Realestate Invest	SMRI	5.310	5.310	5.310	5.310	5.310	5.310	5.310	0.00	1	15,225	80,845
Rehab Karbala	HKAR	0.550	0.550	0.550	0.550	0.590	0.550	0.590	-6.78	1	200,000	110,000
Total Of Services Sector										10	585,225	17,580,845
Industry Sector												
Baghdad Soft Drinks	IBSD	4.000	4.020	4.000	4.000	4.000	4.020	4.000	0.50	51	134,184,645	536,880,122
Iraqi Marketing Date	IIDP	2.870	2.900	2.650	2.730	2.530	2.700	2.530	6.72	92	25,597,097	69,876,125
Al-Mansour Pharmaceutical	IMAP	1.860	1.860	1.860	1.860	1.860	1.860	1.860	0.00	1	2,000,000	3,720,000
Total Of Industry Sector										144	161,781,742	610,476,247
Hotels Sector												
Ishtar Hotel	HISH	9.220	9.230	9.220	9.220	9.220	9.230	9.220	0.11	12	1,419,000	13,085,180
National for Tourist Invest	HNTI	9.750	9.750	9.750	9.750	9.750	9.750	9.750	0.00	1	200,000	1,950,000
Total Of Hotels Sector										13	1,619,000	15,035,180
Agriculture Sector												
Iraqi for Seed Production	AISP	9.230	9.300	9.100	9.180	9.260	9.200	9.280	-0.86	84	11,622,632	106,730,938
Total Of Agriculture Sector										84	11,622,632	106,730,938
Total Of Regular										423	278,447,141	964,393,487

Non Regular Market Bulletin No (156)

Company Name	Code	opening Price	highest price	lowest price	Average price	Prev Average price	Closing Price	prev closing price	change (%)	No.of Trades	Traded Volume	Traded Value
Banks Sector												
Iraq Noor Islamic Bank	BINI	0.520	0.520	0.520	0.520	0.560	0.520	0.560	-7.14	1	1,602,000	833,040
International Islamic Bank	BINT	0.330	0.330	0.330	0.330	0.330	0.330	0.330	0.00	2	387,000,000	127,710,000
Al Attaa Islamic Bank	BLAD	0.120	0.120	0.120	0.120	0.120	0.120	0.120	0.00	2	1,240,000	148,800
Credit Bank	BROI	0.830	0.830	0.810	0.810	0.820	0.810	0.820	-1.22	6	5,010,197	4,068,464
Total Of Banks Sector										11	394,852,197	132,760,304
Services Sector												
Al-Ameen Estate Investme	SAEI	1.890	2.060	1.890	1.900	1.910	1.890	1.910	-1.05	3	320,000	608,200
Total Of Services Sector										3	320,000	608,200
Industry Sector												
Fallujah for construction	MIFCM	3.350	3.350	3.350	3.350	3.350	3.350	3.350	0.00	2	150,000	502,500
Total Of Industry Sector										2	150,000	502,500
Total of Non Regular										16	395,322,197	133,871,004

Undisclosed Platform Companies Bulletin (157)

Company Name	Code	opening Price	highest price	lowest price	Average price	Prev Average price	Closing Price	prev closing price	change (%)	No.of Trades	Traded Volume	Traded Value
Industry Sector												
Al-Hilal Industries	IHLI	0.990	0.990	0.990	0.990	1.000	0.990	1.000	-1.00	8	7,750,000	7,672,500
Iraqi Carton Manufacturies	IICM	1.650	1.650	1.650	1.650	1.690	1.650	1.690	-2.37	1	300,000	495,000
The Light Industries	ITLI	0.700	0.700	0.690	0.700	0.700	0.690	0.700	-1.43	12	14,110,650	9,867,455
Total Of Industry Sector										21	22,160,650	18,034,955
Total of Undisclosed										21	22,160,650	18,034,955
Grand Total										460	695,929,988	1,116,299,445

Iraq Stock Exchange non trading companies on Wednesday 28/8/2024

Company Names	Code	Previous Average Price	Closing Price
Banking Sector			
Asia Al Iraq Islamic Bank	BAIB	0.900	0.900
National Islamic Bank	BNAI	0.570	0.570
Al-Taif Islamic Bank	BTIB	0.780	0.780
Elaf Islamic Bank	BELF	0.400	0.400
Ashur International Bank	BASH	0.270	0.270
United Bank	BUND	0.070	0.070
Middle East Bank	BIME	0.090	0.090
Kurdistan International Bank	BKUI	1.000	1.000
Sumer Commerical Bank	BSUC	0.080	0.080
Union Bank of Iraq	BUOI	0.310	0.310
Telecommunication Sector			
Insurance Sector			
Dar Al-Salam for Insurance	NDSA	0.770	0.770
Industry Sector			
Al -Khazer Road for Construction Mater	IKHC	2.100	2.100
Iraqi Engineering Works	IIEW	3.500	3.500
Iraqi For Tufted Carpets	IITC	14.650	14.650
Al-Kindi of Veterinary Vaccines	IKLV	1.660	1.660
Metallic Industries and Bicycles	IMIB	1.850	1.850
National Chemical &Plastic	INCP	1.800	1.800
Ready Made Clothes	IRMC	3.300	3.270
Modern Sewing	IMOS	8.740	8.740
Services Sector			
Al-Nukhba for construction	SNUC	0.750	0.750
Kharkh Tour Amuzement City	SKTA	4.100	4.100
Al-Mosul for funfairs	SMOF	8.440	8.500
Hotels Sector			
Tourist Village of Mosul dam	HTVM	11.000	11.000
Baghdad Hotel	HBAG	10.700	10.700
Babylon Hotel	HBAY	101.000	101.000
Al-Mansour Hotel	HMAN	40.000	40.000
Agriculture Sector			
Al-Ahlyia agricultural production	AAHP	0.930	0.930
Agricultural Products Meat	AIPM	5.000	5.000
Iraqi Agricultural Products	AIRP	20.000	20.000
Middle East for Production- Fish	AMEF	7.500	7.500
Babil Animal&vegetable Products	ABAP	1.000	1.000
Company Names	Code	Previous Average Price	Closing Price

Banks Sector			
World Islamic Bank	BWOR	1.000	1.000
International Development Bank	BIDB	1.000	1.000
Al-Qurtas Islamic Bank	BQUR	1.000	1.000
Arabiya Islamic Bank	BAAI	1.000	1.000
Al- Qabidh Islamic Bank	BQAB	0.240	0.240
AL- Mashreq al-Arabi Islamic Bank	BAMS	—	—
Trust International Islamic Bank	BTRU	0.750	0.750
Al Janoob Islamic Bank Investment	BJAB	1.000	1.000
Region Trade Bank	BRTB	1.000	1.000
Ameen Al Iraq Islamic Bank	BAME	1.000	1.000
Al Anssari Islamic Bank	BANS	1.000	1.000
Trans Iraq Bank for Investment	BTRI	0.550	0.550
Al Mustashar Bank	BMUI	1.000	1.000
Erbil Bank	BERI	0.110	0.110
Insurance Sector			
Al -Hamraa Insurance	NHAM	0.750	0.750
Investment Sector			
Al-Ameen for Financial Investment	VAMF	1.000	1.000
AL-Wiaam for Financial Investment	VWIF	0.280	0.280
Services Sector			
Ibdaa Al-Sharq Al-Awsat	SIBD	1.000	1.000
Industry Sector			
Modern chemical industries	IMCI	100.000	100.000
Baghdad for Packing Materials	IBPM	2.800	2.800
National Furniture Industries	IHFI	2.000	2.000
Hotels Sector			
Ashour Hotel	HASH	23.500	23.500
Agriculture Sector			
Al-Ribas for Poultry and Fodder	AREB	—	—
Company Names	Code	Previous Average Price	Closing Price
Banks Sector			
Babylon Bank	BBAY	0.070	0.070
Insurance Sector			
Gulf Insurance	NGIR	0.390	0.390
Investment Sector			
AL- Batek Investment	VBAT	0.390	0.390
Industry Sector			
Electronic Industries	IELI	0.870	0.870
Modern Construction Materials	IMCM	0.490	0.490
Services Sector			
AL-Badia for General Trans	SBAG	0.560	0.560
General Transportation	SIGT	0.960	0.960
Hotels Sector			
Al-Sadeer Hotel	HSAD	28.750	28.750
Palestine Hotel	HPAL	19.000	19.000
Agriculture Sector			
Modern for Animal Production	AMAP	0.500	0.500

Iraq Stock Exchange
 Non Iraqis' Bulletin Wednesday Aug 28 2024
 Regular Market



Non Iraqi Trading of Regular Market (Buy)

Company Names	Code	No.of trades	Traded Shares	Trading Volume
Banks Sector				
Commercial Bank of Iraq	BCOI	4	8,000	6,560
Total Bank sector		4	8,000	6,560
Telecommunication Sector				
Asia cell	TASC	1	500,000	4,680,000
Total Telecommunication sector		1	500,000	4,680,000
Grand Total		5	508,000	4,686,560

Non Iraqi Trading of Regular Market (Sell)

Company Names	Code	No.of trades	Traded Shares	Trading Volume
Banks Sector				
Bank Of Baghdad	BBOB	5	6,000,000	17,170,000
Total Bank sector		5	6,000,000	17,170,000
Industry Sector				
Baghdad Soft Drinks	IBSD	2	100,000,000	400,000,000
Total Industry sector		2	100,000,000	400,000,000
Grand Total		7	106,000,000	417,170,000

Non Iraqi Trading of Second Market (BUY)

Company Names	Code	No. of trades	Traded Volume	Traded Value
Banks Sector				
Credit Bank Of Iraq	BROI	1	9,000	7,470
Total Bank sector		1	9,000	7,470
Grand Total		1	9,000	7,470



Not Trading Bonds Bulletin

Bond type	Publish type	Code	last trading price	immortilize date
Banaa Bonds / million ID	First	CB10	1030000	12/10/2025
Banaa Bonds / million ID	second	CB20	964981	19/12/2025
Amara Bonds /500 thousand	First	CB25	————	10/09/2025
Amara Bonds /Million ID	First	CB30	984000	10/09/2027
Amara Bonds /500 thousand	Second	CB35	————	————
Amara Bonds /Million ID	Second	CB40	————	————
Amara Bonds /500 thousand	Third	CB45	————	————
Amara Bonds /Million ID	Third	CB50	————	————

Iraq Stock Exchange

Wednesday 28/8/2024



Not Trading OTC

Company Name	Code	Previous Average price
Rabee Securities	FRSE	—
Karmal Brokerage	FKSX	—

Iraq Stock Exchange Suspended Companies

Al-Rajih Islamic Bank (BRAJ)	19/09/2021	The trading suspended for not produce the Annual disclosure for 2020 at closing price (1.000) ID.
North Bank (BNOR)	31/10/2022	The trading suspended by ISC decision at closing price (0.070) ID.
Zain Al-Iraq Islamic Bank	11/08/2024	The trading suspended by ISC decision at closing price (0.340) ID. Because the bank under guardianship
Bain Al-Nahrain Financial Investmer	26/08/2024	The trading suspended by ISC decision at closing price (0.900) ID.
Al-Zawraa for Finanical Investment	26/08/2024	The trading suspended by ISC decision at closing price (0.180) ID.
Alkhair for financial Investment(VKH	26/08/2024	The trading suspended by ISC decision at closing price (0.220) ID.

Iraq Stock Exchange News of listed companies Wednesday 28/8/2024

Companies News

Dar Al-Salam for Insurance (NDSA)	General Assembly Meeting will be hold on Sunday 8/9/2024 at the company to discuss financial statement of 2023 , cash dividend . Trading has been suspend on Tuesday 3/9/2024 .
Al Attaa Islamic Bank (BLAD)	General Assembly Meeting will be hold on Tuesday 10/9/2024 at the company to discuss financial statement of 2023 , cash dividend and the deficit . Trading has been suspend on Thursday 5/9/2024 .
Baghdad Soft Drinks (IBSD)	General Assembly Meeting will be hold on Thursday 12/9/2024 at the Babylon Hotel to discuss financial statement of 2023 , cash dividend . Trading has been suspend on Monday 9/9/2024 .
Iraqi for Seed Production (AISP)	General Assembly Meeting will be hold on Saturday 14/9/2024 at the Baghdad Hall , Al Yarmook club to increasing in company capital from (20) billion to (26) billion according to spilt shares . Trading has been suspend on Tuesday 10/9/2024 .
Modern Sewing (IMOS)	General Assembly Meeting will be hold on Tuesday 24/9/2024 at the company to discuss financial statement of 2023 , cash dividend . Trading has been suspend on Thursday 19/9/2024 .
Rehab Karbala (HKAR)	General Assembly Meeting will be hold on Sunday 20/10/2024 at the AlAtta Islamic Bank hall to discuss financial statement of 2023 , treat the deficit . Trading has been suspend on Tuesday 15/10/2024 .
Al-Taif Islamic Bank (BTIB)	General Assembly Meeting will be hold on Tuesday 12/11/2024 at the company to discuss increasing in bank capital from (250) billion to (300) billion according to subscription . Trading has been suspend on Thursday 7/11/2024 .
out of trading	
Iraqi Land Transport (SILT)	General Assembly Meeting will be hold on Wednesday 6/3/2024 at the Trade Ministry VIP Hall to resign the current board of Administration and elect new five board of Administration .Trading has been suspend on Sunday 3/3/2024.
Alahliya For Insurance(NAHF)	General Assembly Meeting will be hold on Thursday 29/8/2024 at the company to discuss financial statement of 2023 , cash dividend . Trading has been suspend on Monday 26/8/2024 .