

Iraq Stock Exchange



Trading Session Sunday 28/7/2024 -

Bulletin No (135) of 2024

Traded Volume 11,200,008,150

Traded Value 1,987,598,192 Traders 579

ISX Index 60 911.19

ISX Index 15 1023.08

Previous ISX Index60 906.05

Previous ISX Index15 1018.34

Change % 0.57

Change % 0.47

Change 5.14

Change 4.74

Listed Companies 103

Non Traded Co. 55

Traded Companies 38

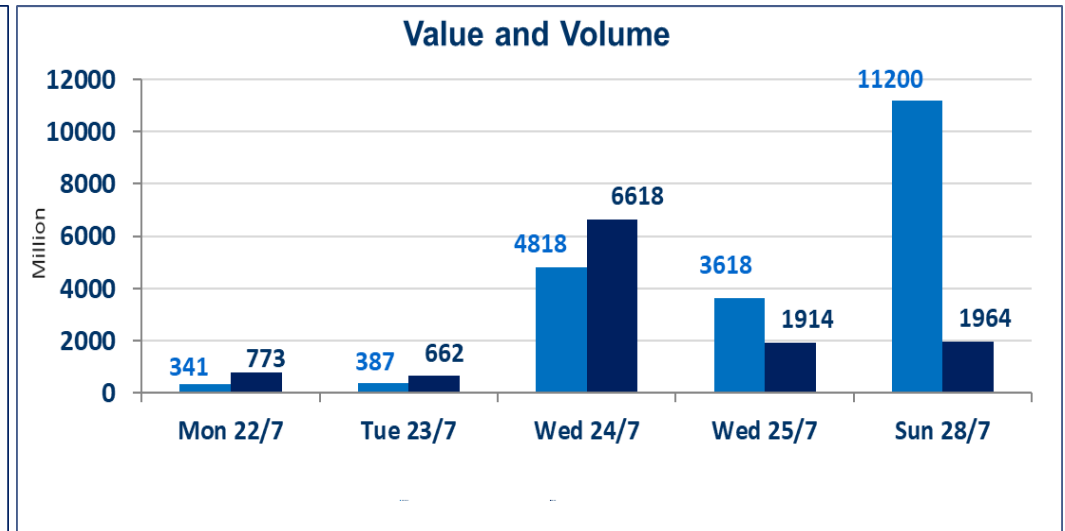
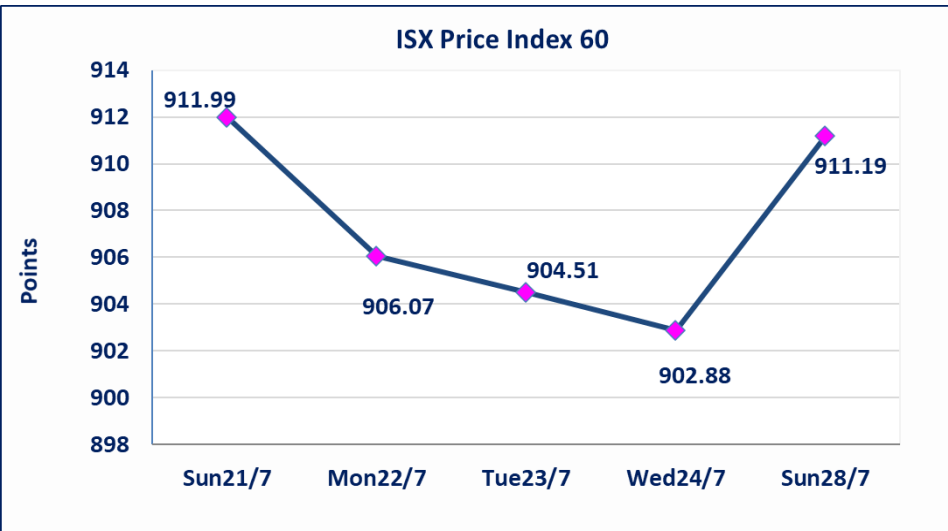
High Companies 16

General Assembly Co. 6

Low Companies 5

Suspended Co. 4

Un Listed Companies OTC 2



Special Orders

Al Hakma brokerage Firms (Buy) & (Sell) executed International Cross to Erbil Bank with volume (10,109,000,000) share and value (1,111,990,000) IQD, on an additional session time after 12 o'clock .

Gainers

| Company Name | Closing Price | Change (%) | Traded Volume |
|------------------------------|---------------|------------|---------------|
| Sumer Commerical Bank | 0.100 | 11.11 | 25,000,000 |
| Middle East Bank | 0.110 | 10.00 | 2,000 |
| Economy Bank | 0.240 | 9.09 | 210,816,606 |
| Kurdistan International Bank | 1.200 | 9.09 | 13,000,000 |
| Credit Bank | 0.930 | 8.14 | 42,409,909 |

Losers

| Company Name | Closing Price | Change (%) | Traded Volume |
|-------------------------------|---------------|------------|----------------|
| National Islamic Bank | 0.570 | -8.06 | 2,000,000 |
| Modern Construction Materials | 0.500 | -3.85 | 100,000 |
| International Islamic Bank | 0.350 | -2.78 | 521,444,444.00 |
| Modern Sewing | 8.850 | -0.56 | 545,199 |
| Al-Mansour Pharmaceuticals | 1.880 | -0.53 | 4,238,778 |

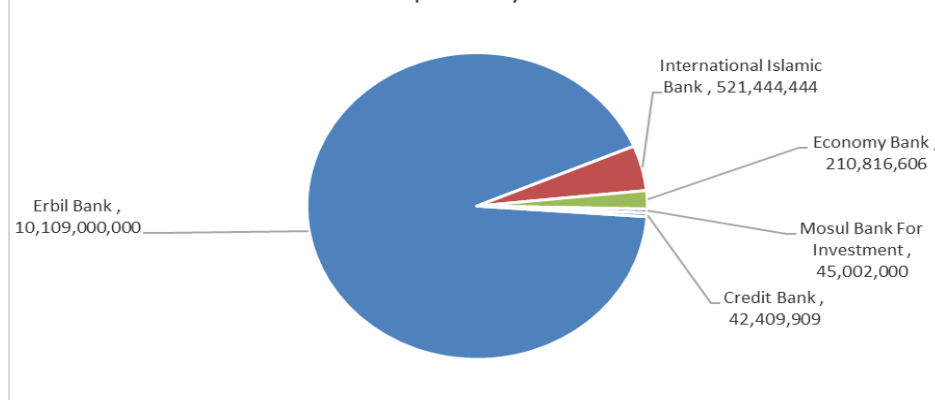
Traded Volume

| Company Name | Closing Price | Change (%) | Traded Volume |
|----------------------------|---------------|------------|----------------|
| Erbil Bank | 0.110 | 0.00 | 10,109,000,000 |
| International Islamic Bank | 0.350 | -2.780 | 521,444,444 |
| Economy Bank | 0.240 | 9.09 | 210,816,606 |
| Mosul Bank For Investment | 0.190 | 5.56 | 45,002,000 |
| Credit Bank | 0.930 | 8.14 | 42,409,909 |

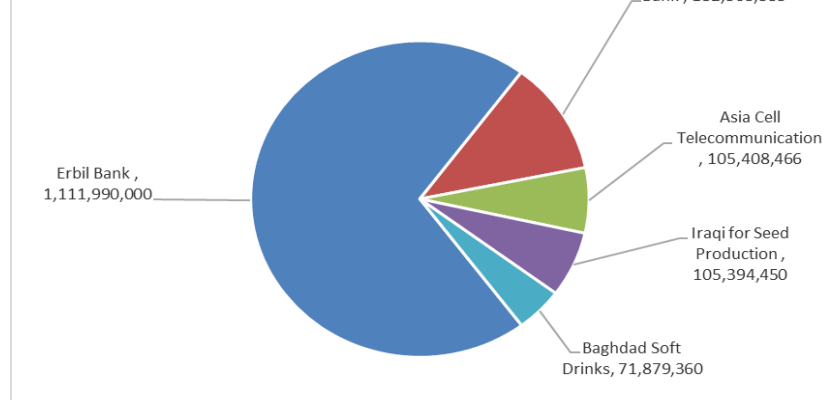
Traded Value

| Company Name | Closing Price | Change (%) | Traded Value |
|-----------------------------|---------------|------------|---------------|
| Erbil Bank | 0.110 | 0.00 | 1,111,990,000 |
| International Islamic Bank | 0.350 | -2.78 | 182,505,555 |
| Asia Cell Telecommunication | 9.520 | 1.38 | 105,408,466 |
| Iraqi for Seed Production | 9.690 | 2.11 | 105,394,450 |
| Baghdad Soft Drinks | 4.560 | 0.00 | 71,879,360 |

Top Five by Volume



Top Five by Value



Regular Market Bulletin No (135)



| Company Name | Code | opening Price | highest price | lowest price | Average price | Prev Average price | Closing Price | prev closing price | change (%) | No.of Trades | Traded Volume | Traded Value |
|------------------------------------|------|---------------|---------------|--------------|---------------|--------------------|---------------|--------------------|------------|--------------|--------------------|--------------------|
| Banks Sector | | | | | | | | | | | | |
| Ashur International Bank | BASH | 0.290 | 0.290 | 0.290 | 0.290 | 0.290 | 0.290 | 0.290 | 0.00 | 1 | 2,000 | 580 |
| Bank of Baghdad | BBOB | 3.000 | 3.000 | 2.970 | 2.980 | 2.990 | 3.000 | 3.000 | 0.00 | 43 | 21,299,772 | 63,392,586 |
| Commercial Bank of Iraq | BCOI | 0.830 | 0.850 | 0.830 | 0.840 | 0.820 | 0.850 | 0.820 | 3.66 | 5 | 10,000,000 | 8,420,000 |
| Economy Bank | BEFI | 0.220 | 0.240 | 0.220 | 0.230 | 0.220 | 0.240 | 0.220 | 9.09 | 21 | 210,816,606 | 47,766,572 |
| Gulf Commercial Bank | BGUC | 0.340 | 0.340 | 0.340 | 0.340 | 0.340 | 0.340 | 0.340 | 0.00 | 13 | 42,000,000 | 14,280,000 |
| Iraqi Islamic Bank | BIIB | 1.150 | 1.160 | 1.150 | 1.160 | 1.150 | 1.160 | 1.150 | 0.87 | 34 | 19,387,397 | 22,394,381 |
| Middle East Bank | BIME | 0.110 | 0.110 | 0.110 | 0.110 | 0.100 | 0.110 | 0.100 | 10.00 | 1 | 2,000 | 220 |
| Kurdistan International Bank | BKUI | 1.200 | 1.200 | 1.200 | 1.200 | 1.100 | 1.200 | 1.100 | 9.09 | 6 | 13,000,000 | 15,600,000 |
| Mosul Bank For Investment | BMFI | 0.190 | 0.190 | 0.190 | 0.190 | 0.180 | 0.190 | 0.180 | 5.56 | 7 | 45,002,000 | 8,550,380 |
| Al -Mansour Bank | BMNS | 1.400 | 1.400 | 1.390 | 1.400 | 1.400 | 1.400 | 1.400 | 0.00 | 43 | 34,881,327 | 48,832,558 |
| National Islamic Bank | BNAI | 0.570 | 0.570 | 0.570 | 0.570 | 0.620 | 0.570 | 0.630 | -8.06 | 1 | 2,000,000 | 1,140,000 |
| National Bank of Iraq | BNOI | 2.550 | 2.610 | 2.540 | 2.580 | 2.600 | 2.570 | 2.570 | 0.00 | 66 | 25,157,869 | 64,867,445 |
| Sumer Commerical Bank | BSUC | 0.100 | 0.100 | 0.100 | 0.100 | 0.090 | 0.100 | 0.090 | 11.11 | 1 | 25,000,000 | 2,500,000 |
| United Bank | BUND | 0.080 | 0.080 | 0.080 | 0.080 | 0.080 | 0.080 | 0.080 | 0.00 | 4 | 10,560,612 | 844,849 |
| Total Of Banks Sector | | | | | | | | | | 246 | 459,109,583 | 298,589,570 |
| Telecommunication Sector | | | | | | | | | | | | |
| Asia Cell Telecommunication | TASC | 9.390 | 9.530 | 9.390 | 9.490 | 9.390 | 9.520 | 9.390 | 1.38 | 44 | 11,110,000 | 105,408,466 |
| Total Of Telecommunication | | | | | | | | | | 44 | 11,110,000 | 105,408,466 |
| Services Sector | | | | | | | | | | | | |
| Baghdad -Iraq Transportatio | SBPT | 41.500 | 42.500 | 41.500 | 41.970 | 41.000 | 42.250 | 41.000 | 3.05 | 10 | 590,000 | 24,760,500 |
| Mamoura Realestate Investr | SMRI | 6.000 | 6.000 | 5.990 | 6.000 | 5.990 | 5.990 | 5.950 | 0.67 | 2 | 1,100,000 | 6,599,000 |
| Total Of Services Sector | | | | | | | | | | 12 | 1,690,000 | 31,359,500 |
| Industry Sector | | | | | | | | | | | | |
| Baghdad Soft Drinks | IBSD | 4.550 | 4.580 | 4.500 | 4.550 | 4.550 | 4.560 | 4.560 | 0.00 | 43 | 15,812,117 | 71,879,360 |
| Iraqi Marketing Date | IIDP | 1.410 | 1.410 | 1.410 | 1.410 | 1.410 | 1.410 | 1.410 | 0.00 | 2 | 829,000 | 1,168,890 |
| Iraqi For Tufted Carpets | IITC | 14.600 | 14.600 | 14.600 | 14.600 | 14.550 | 14.600 | 14.600 | 0.00 | 3 | 7,598 | 110,931 |
| Al-Kindi of Veterinary Vaccin | IKLV | 1.600 | 1.600 | 1.600 | 1.600 | 1.600 | 1.600 | 1.600 | 0.00 | 1 | 5,000 | 8,000 |
| Al-Mansour Pharmaceuticals | IMAP | 1.890 | 1.890 | 1.880 | 1.890 | 1.890 | 1.880 | 1.890 | -0.53 | 16 | 4,238,778 | 7,991,290 |
| Modern Sewing | IMOS | 8.850 | 8.900 | 8.850 | 8.850 | 8.900 | 8.850 | 8.900 | -0.56 | 11 | 545,199 | 4,826,175 |
| Ready Made Clothes | IRMC | 3.450 | 3.450 | 3.450 | 3.450 | 3.450 | 3.450 | 3.450 | 0.00 | 1 | 88,000 | 303,600 |
| Total Of Industry Sector | | | | | | | | | | 77 | 21,525,692 | 86,288,246 |
| Hotels Sector | | | | | | | | | | | | |
| Ishtar Hotel | HISH | 9.750 | 9.750 | 9.750 | 9.750 | 9.720 | 9.750 | 9.700 | 0.52 | 1 | 100,000 | 975,000 |
| Total Of Hotels Sector | | | | | | | | | | 1 | 100,000 | 975,000 |
| Agriculture Sector | | | | | | | | | | | | |
| Agricultural Products Meat | AIPM | 5.500 | 5.500 | 5.500 | 5.500 | 5.500 | 5.500 | 5.500 | 0.00 | 3 | 300,000 | 1,650,000 |
| Iraqi for Seed Production | AISP | 9.500 | 9.750 | 9.500 | 9.650 | 9.450 | 9.690 | 9.490 | 2.11 | 101 | 10,923,000 | 105,394,450 |
| Total Of Agriculture Sector | | | | | | | | | | 104 | 11,223,000 | 107,044,450 |
| Total Of Regular | | | | | | | | | | 484 | 504,758,275 | 629,665,232 |

Non Regular Market Bulletin No (134)

| Company Name | Code | opening Price | highest price | lowest price | Average price | Prev Average price | Closing Price | prev closing price | change (%) | No.of Trades | Traded Volume | Traded Value |
|---------------------------------|------|---------------|---------------|--------------|---------------|--------------------|---------------|--------------------|------------|--------------|----------------|---------------|
| Banks Sector | | | | | | | | | | | | |
| Al Anssari Islamic Bank | BANS | 1.000 | 1.000 | 1.000 | 1.000 | 1.000 | 1.000 | 1.000 | 0.00 | 1 | 25,000 | 25,000 |
| Erbil Bank | BERI | 0.110 | 0.110 | 0.110 | 0.110 | 0.110 | 0.110 | 0.110 | 0.00 | 1 | 10,109,000,000 | 1,111,990,000 |
| International Islamic Bank | BINT | 0.350 | 0.350 | 0.350 | 0.350 | 0.350 | 0.350 | 0.360 | -2.78 | 3 | 521,444,444 | 182,505,555 |
| Credit Bank | BROI | 0.870 | 0.930 | 0.870 | 0.910 | 0.850 | 0.930 | 0.860 | 8.14 | 54 | 42,409,909 | 38,681,621 |
| Total Of Banks Sector | | | | | | | | | | 59 | 10,672,879,353 | 1,333,202,176 |
| Industry Sector | | | | | | | | | | | | |
| Fallujah for construction Ma | IFCM | 3.550 | 3.550 | 3.550 | 3.550 | 3.550 | 3.550 | 3.550 | 0.00 | 2 | 250,000 | 887,500 |
| Total Of Industry Sector | | | | | | | | | | 2 | 250,000 | 887,500 |
| Total of Non Regular | | | | | | | | | | 61 | 10,673,129,353 | 1,334,089,676 |

Undisclosed Platform Companies Bulletin (135)

| Company Name | Code | opening Price | highest price | lowest price | Average price | Prev Average price | Closing Price | prev closing price | change (%) | No.of Trades | Traded Volume | Traded Value |
|---------------------------------|------|---------------|---------------|--------------|---------------|--------------------|---------------|--------------------|------------|--------------|----------------|---------------|
| Services Sector | | | | | | | | | | | | |
| General Transportation | SIGT | 0.970 | 0.970 | 0.970 | 0.970 | 0.970 | 0.970 | 0.970 | 0.00 | 1 | 2,000,000 | 1,940,000 |
| Total Of Services Sector | | | | | | | | | | 1 | 2,000,000 | 1,940,000 |
| Industry Sector | | | | | | | | | | | | |
| Electronic Industries | IELI | 0.700 | 0.700 | 0.700 | 0.700 | 0.690 | 0.700 | 0.690 | 1.45 | 1 | 495,781 | 347,047 |
| Al-Hilal Industries | IHLI | 1.080 | 1.130 | 1.080 | 1.110 | 1.080 | 1.130 | 1.080 | 4.63 | 17 | 15,854,145 | 17,664,284 |
| Iraqi Carton Manufacturies | IICM | 1.690 | 1.690 | 1.600 | 1.650 | 1.600 | 1.670 | 1.610 | 3.73 | 8 | 1,370,596 | 2,254,954 |
| The Light Industries | ITLI | 0.690 | 0.690 | 0.690 | 0.690 | 0.690 | 0.690 | 0.690 | 0.00 | 6 | 2,300,000 | 1,587,000 |
| Modern Construction Mater | IMCM | 0.500 | 0.500 | 0.500 | 0.500 | 0.520 | 0.500 | 0.520 | -3.85 | 1 | 100,000 | 50,000 |
| Total Of Industry Sector | | | | | | | | | | 33 | 20,120,522 | 21,903,284 |
| Total of | | | | | | | | | | 34 | 22,120,522 | 23,843,284 |
| Grand Total | | | | | | | | | | 579 | 11,200,008,150 | 1,987,598,192 |

Iraq Stock Exchange
Non Iraqis' Bulletin Sunday July 28 2024
Regular Market



Non Iraqi Trading of Regular Market (Buy)

| Company Names | Code | No.of trades | Traded Shares | Trading Volume |
|--------------------------|------|--------------|---------------|----------------|
| Banks Sector | | | | |
| Bank Of Baghdad | BBOB | 1 | 30,000 | 90,000 |
| Total Bank sector | | 1 | 30,000 | 90,000 |
| Grand Total | | 1 | 30,000 | 90,000 |

Non Iraqi Trading of Regular Market (Sell)

| Company Names | Code | No.of trades | Traded Shares | Trading Volume |
|--------------------------|------|--------------|---------------|----------------|
| Banks Sector | | | | |
| Bank Of Baghdad | BBOB | 4 | 276,772 | 830,316 |
| National Bank Of Iraq | BNOI | 3 | 2,000,000 | 5,200,000 |
| Al-Mansour Bank | BMNS | 10 | 15,000,000 | 21,000,000 |
| Total Bank sector | | 17 | 17,276,772 | 27,030,316 |
| Grand Total | | 17 | 17,276,772 | 27,030,316 |



Not Trading Bonds Bulletin

| Bond type | Publish type | Code | last trading price | immortilize date |
|---------------------------|--------------|------|--------------------|------------------|
| Banaa Bonds / million ID | First | CB10 | 1030000 | 10/12/2025 |
| Banaa Bonds / million ID | second | CB20 | 964981 | 19/12/2025 |
| Amara Bonds /500 thousand | First | CB25 | — | 9/10/2025 |
| Amara Bonds /Million ID | First | CB30 | 984000 | 9/10/2027 |
| Amara Bonds /500 thousand | Second | CB35 | — | — |
| Amara Bonds /Million ID | Second | CB40 | — | — |
| Amara Bonds /500 thousand | Third | CB45 | — | — |
| Amara Bonds /Million ID | Third | CB50 | — | — |

Iraq Stock Exchange

Sunday 28/7/2024



Not Trading OTC

| Company Name | Code | Previous Average price |
|------------------|------|------------------------|
| Rabee Securities | FRSE | — |
| Karmal Brokerage | FKSX | 10.000 |

Iraq Stock Exchange non trading companies on Sunday 28/7/2024

| Company Names | Code | Previous Average Price | Closing Price |
|---|------|------------------------|---------------|
| Banking Sector | | | |
| Asia Al Iraq Islamic Bank | BAIB | 0.900 | 0.900 |
| Cihan Islamic Bank | BCIH | 2.200 | 2.200 |
| Investment Bank of Iraq | BIBI | 0.340 | 0.340 |
| Elaf Islamic Bank | BELF | 0.440 | 0.440 |
| Union Bank of Iraq | BUOI | 0.220 | 0.220 |
| Telecommunication Sector | | | |
| Al-Khatem Telecoms | TZNI | 2.440 | 0.630 |
| Insurance Sector | | | |
| Al-Ameen for Insurance | NAME | 0.650 | 0.650 |
| Dar Al-Salam for Insurance | NDSA | 0.830 | 0.830 |
| Services Sector | | | |
| Al-Mosul for funfairs | SMOF | 8.100 | 8.100 |
| Rehab Karbala | HKAR | 0.700 | 0.700 |
| Al-Nukhba for construction | SNUC | 0.650 | 0.650 |
| Kharkh Tour Amuzement City | SKTA | 4.080 | 4.110 |
| Industry Sector | | | |
| Metallic Industries and Bicycles | IMIB | 2.010 | 2.200 |
| Iraqi Engineering Works | IIEW | 4.370 | 4.370 |
| Al -Khazer Road for Construction Material | IKHC | 2.100 | 2.100 |
| Hotels Sector | | | |
| Tourist Village of Mosul dam | HTVM | 11.000 | 11.000 |
| National for Tourist Investment | HNTI | 11.500 | 11.500 |
| Babylon Hotel | HBAY | 105.000 | 105.000 |
| Baghdad Hotel | HBAG | 10.810 | 10.800 |
| Al-Mansour Hotel | HMAN | 42.000 | 42.000 |
| Agriculture Sector | | | |
| Middle East for Production- Fish | AMEF | 7.500 | 7.500 |
| Al-Ahlyia agricultural production | AAHP | 0.930 | 0.930 |
| Babil Animal&vegetable Products | ABAP | 1.000 | 1.000 |
| Iraqi Agricultural Products | AIRP | 23.000 | 23.000 |
| Company Names | Code | Previous Average Price | Closing Price |
| Banks Sector | | | |
| World Islamic Bank | BWOR | 1.000 | 1.000 |
| Arabiya Islamic Bank | BAAI | 1.000 | 1.000 |
| Al-Qurtas Islamic Bank | BQUR | 1.000 | 1.000 |
| Arabiya Islamic Bank | BAAI | 1.000 | 1.000 |
| Al- Qabidh Islamic Bank | BQAB | 0.240 | 0.240 |
| Iraq Noor Islamic Bank | BINI | 0.740 | |
| Erbil Bank | BERI | 0.110 | 0.110 |
| AL- Mashreq al-Arabi Islamic Bank | BAMS | - | - |
| Trust International Islamic Bank | BTRU | 0.750 | 0.750 |
| Al Janoob Islamic Bank Investment | BJAB | 1.000 | 1.000 |
| Al Mustashar Bank | BMUI | 1.000 | 1.000 |
| Region Trade Bank | BRTB | 1.000 | 1.000 |
| Region Trade Bank | BRTB | 1.000 | 1.000 |
| Al Attaa Islamic Bank | BLAD | 0.140 | 0.140 |
| Zain Al-Iraq Islamic Bank | BZII | 0.340 | 0.340 |
| Ameen Al Iraq Islamic Bank | BAME | 1.000 | 1.000 |
| Insurance Sector | | | |
| Al -Hamraa Insurance | NHAM | 0.900 | 0.900 |
| Alahliya For Insurance | NAHF | 0.310 | 0.310 |
| Investment Sector | | | |
| Al-Zawraa for Finanical Investment | VZAF | 0.180 | 0.180 |
| Al-Ameen for Financial Investment | VAMF | 1.000 | 1.000 |

| | | | |
|---|-------------|-------------------------------|----------------------|
| AL-Wiaam for Financial Investment | VWIF | 0.350 | 0.350 |
| Bain Al-Nahrain Financial Investment | VMES | 0.900 | 0.900 |
| Services Sector | | | |
| Ibdaa Al-Sharq Al-Awsat | SIBD | | |
| Al-Ameen Estate Investment | SAEI | 2.510 | 2.410 |
| Industry Sector | | | |
| Modern chemical industries | IMCI | 100.000 | 100.000 |
| National Furniture Industries | IHFI | 2.300 | 2.300 |
| Baghdad for Packing Materials | IBPM | 2.800 | 2.800 |
| Hotels Sector | | | |
| Ashour Hotel | HASH | 21.000 | 21.000 |
| Agriculture Sector | | | |
| Al-Ribas for Poultry and Fodder | AREB | - | - |
| Company Names | Code | Previous Average Price | Closing Price |
| Banks Sector | | | |
| Babylon Bank | BBAY | 0.070 | 0.070 |
| Services Sector | | | |
| AL-Badia for General Trans | SBAG | 0.580 | 0.580 |
| Investment Sector | | | |
| AL- Batek Investment | VBAT | 0.380 | 0.380 |
| Alkhair for financial Investment | VKHF | 0.240 | 0.240 |
| Hotels Sector | | | |
| Al-Sadeer Hotel | HSAD | 28.750 | 28.750 |
| Palestine Hotel | HPAL | 21.000 | 21.000 |

Iraq Stock Exchange Suspended Companies

| | | |
|--|-------------------|---|
| Al-Rajih Islamic Bank (BRAJ) | 9/19/2021 | The trading suspended for not produce the Annual disclosure for 2020 at closing price (1.000) ID. |
| North Bank (BNOR) | 31/10/2022 | The trading suspended by ISC decision at closing price (0.070) ID. |
| Gulf Insurance (NGIR) | 7/14/2024 | The trading suspended for not produce the quarterly disclosure for the first quarter of 2024 at closing price (0.420) ID. |
| Modern for Animal Production (AMAP) | 7/14/2024 | The trading suspended for not produce the quarterly disclosure for the first quarter of 2024 at closing price (0.500) ID. |

Iraq Stock Exchange News of listed companies Sunday 28/7/2024

Companies News

| | |
|--------------------------------------|---|
| Trans Iraq Bank for Investment(BTRI) | General Assembly Meeting will be hold on Monday 29/7/2024 at the company o discuss financial statement of 2023, discuss the cash dividend .Trading has been suspend on Wednesday 24/7/2024 . |
| Karmal Brokerage (FKSX) | General Assembly Meeting will be hold on Tuesday 30/7/2024 at the company to discuss financial statement of 2023, discuss the cash dividend , increasing in company capital from (260,000,000) ID to (600,000,000) ID according to (second /55) . last session will be on Monday 29/7/2024 .and re trading will be on Wednesday session 31/7/2024 . |
| Gulf Insurance (NGIR) | General Assembly Meeting will be hold on Saturday 3/8/2024 at the company to elect 7 new members of Administration council .the company suspended by ISC decision for not produce the quarterly disclosure for the first quarter of 2024 . |
| Iraqi Marketing Date(IIDP) | General Assembly Meeting will be hold on Wednesday 14/8/2024 at the company o discuss financial statement of 2020,2021, discuss the cash dividendand loses ,discuss the deficit,elect 6 new members of Administration council .Trading has been suspend on Sunday 11/8/2024 . |
| Alahliya For Insurance(NAHF) | General Assembly Meeting will be hold on Thursday 29/8/2024 at the company to discuss financial statement of 2023 , cash dividend . Trading has been suspend on Monday 26/8/2024 . |
| Dar Al-Salam for Insurance (NDSA) | General Assembly Meeting will be hold on Sunday 9/8/2024 at the company to discuss financial statement of 2023 , cash dividend . Trading has been suspend on Wednesday 3/9/2024 . |
| out of trading | |
| Iraqi Land Transport (SILT) | General Assembly Meeting will be hold on Wednesday 6/3/2024 at the Trade Ministry VIP Hall to resign the current board of Administration and elect new five board of Administration .Trading has been suspend on Sunday 3/3/2024. |
| International Development Bank(ED) | General Assembly Meeting will be hold on Tuesday 4/6/2024 at the company Al Mansour Branch to discuss financial statement of 2023 ,cash dividend , increasing in company capital from 300 billion to 400 billion according to 56/ Fourth. Trading has been suspend on Tuesday 4/6/2024 . |
| National Chemical &Plastic (INCP) | General Assembly Meeting will be hold on Tuesday 23/7/2024 at the Iraqi Economic Union to discuss financial statement of 2022, discuss the deficit . Trading has been suspend on Wednesday 17/7/2024 . |
| Al -Hamraa Insurance (NHAM) | General Assembly Meeting will be hold on Wednesday 24/7/2024 at the the company to discuss financial statement of 2022, elect new board . Trading has been suspend on Sunday 21/7/2024 . |
| Al-Taif Islamic Bank(BTIB) | General Assembly Meeting will be hold on Sunday 28/7/2024 at the company to discuss financial statement of 2023, discuss the cash dividend . Trading has been suspend on Tuesday 23/7/2024 . |