

# Iraq Stock Exchange



Trading Session Tuesday 28/5/2024 -

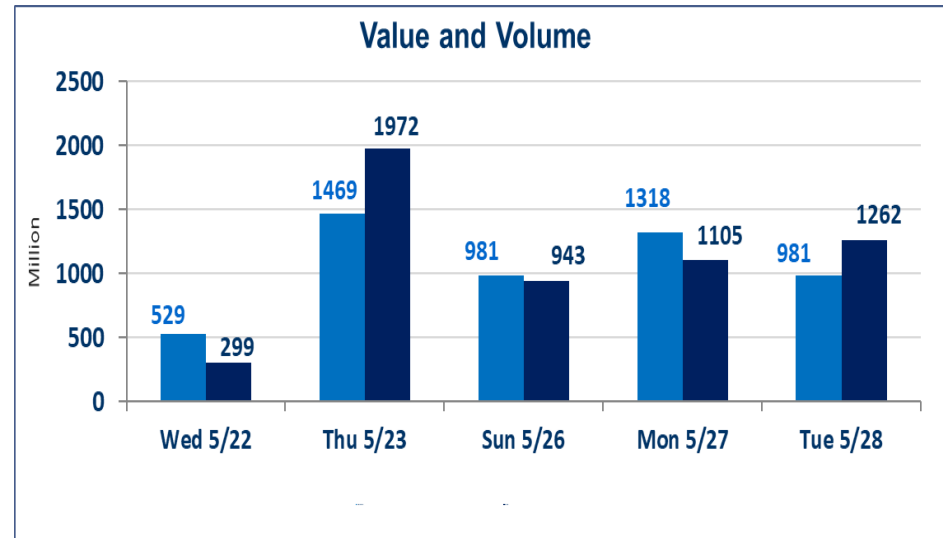
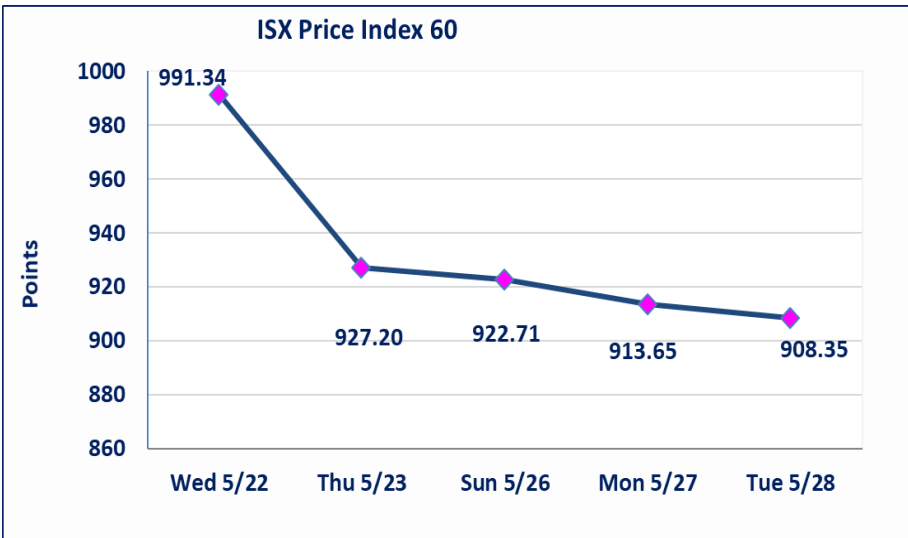
Traded Volume 981,974,158  
 ISX Index 60 908.35  
 Previous ISX Index60 913.65  
 Change % -0.58  
 Change -5.30

Listed Companies 103  
 Traded Companies 27  
 General Assembly Co. 5  
 Suspended Co. 2

Bulletin No (100) of 2024

Traded Value 1,262,930,692 Trades 678  
 ISX Index 15 1028.80  
 Previous ISX Index15 1028.63  
 Change % 0.02  
 Change 0.17

Non Traded Co. 69  
 High Companies 6  
 Low Companies 8  
 Un Listed Companies OTC 2





### Gainers

Company Name	Closing Price	Change (%)	Traded Volume
International Islamic Bank	0.330	17.86	1,000,000
Gulf Commercial Bank	0.320	6.67	250,964,474
National Bank of Iraq	2.870	4.74	13,981,432
Al-Mansour Pharmaceuticals	1.870	0.54	7,057,000
Fallujah for construction Material	3.550	0.28	1,000,000

### Losers

Company Name	Closing Price	Change (%)	Traded Volume
Sumer Commerical Bank	0.090	-10.00	150,000,000
Iraqi Islamic Bank	1.090	-2.68	77,244,802
Al-Ameen Estate Investment	2.600	-2.62	1,000,000
Investment Bank of Iraq	0.380	-2.56	4,050,000
Commercial Bank of Iraq	0.880	-2.22	21,209,968

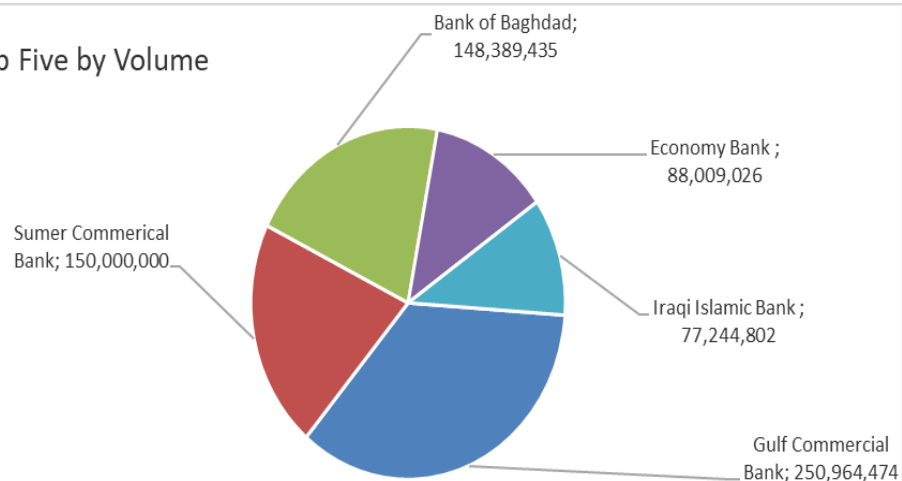
### Traded Volume

Company Name	Closing Price	Change (%)	Traded Volume
Gulf Commercial Bank	0.320	6.67	250,964,474
Sumer Commerical Bank	0.090	-10.00	150,000,000
Bank of Baghdad	3.170	-0.63	148,389,435
Economy Bank	0.220	0.00	88,009,026
Iraqi Islamic Bank	1.090	-2.68	77,244,802

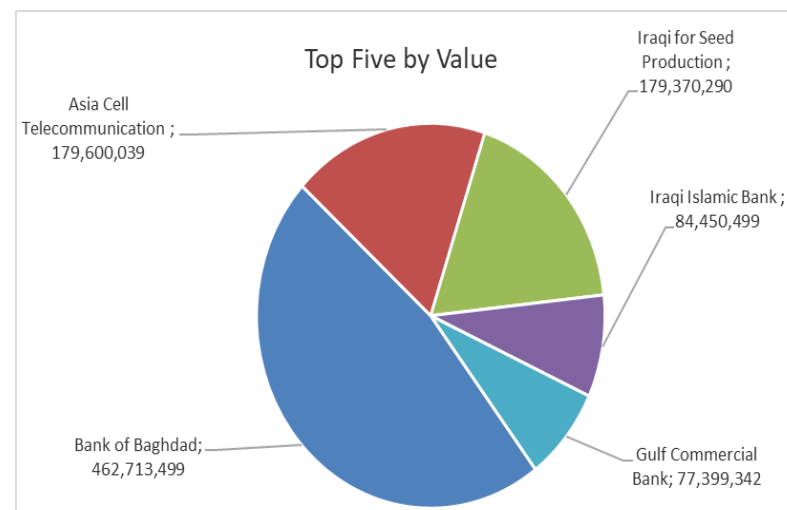
### Traded Value

Company Name	Closing Price	Change (%)	Traded Value
Bank of Baghdad	3.170	-0.63	462,713,499
Asia Cell Telecommunication	9.400	0.00	179,600,039
Iraqi for Seed Production	8.080	0.25	179,370,290
Iraqi Islamic Bank	1.090	-2.68	84,450,499
Gulf Commercial Bank	0.320	6.67	77,399,342

Top Five by Volume



Top Five by Value



## Regular Market Bulletin No (100)



Company Name	Code	opening Price	highest price	lowest price	Average price	Prev Average price	Closing Price	prev closing price	change (%)	No.of Trades	Traded Volume	Traded Value
<b>Banks Sector</b>												
Bank of Baghdad	BBOB	3.190	3.190	3.070	3.120	3.170	3.170	3.190	-0.63	153	148,389,435	462,713,499
Commercial Bank of Iraq	BCOI	0.880	0.890	0.870	0.880	0.890	0.880	0.900	-2.22	22	21,209,968	18,562,862
Economy Bank	BEFI	0.220	0.220	0.220	0.220	0.220	0.220	0.220	0.00	73	88,009,026	19,361,986
Gulf Commercial Bank	BGUC	0.300	0.320	0.300	0.310	0.300	0.320	0.300	6.67	57	250,964,474	77,399,342
Investment Bank of Iraq	BIBI	0.380	0.380	0.380	0.380	0.390	0.380	0.390	-2.56	3	4,050,000	1,539,000
Iraqi Islamic Bank	BIIB	1.120	1.120	1.080	1.090	1.130	1.090	1.120	-2.68	57	77,244,802	84,450,499
Middle East Bank	BIME	0.110	0.110	0.110	0.110	0.110	0.110	0.110	0.00	48	56,003,314	6,160,365
Mosul Bank For Investment	BMFI	0.170	0.180	0.170	0.170	0.170	0.170	0.170	0.00	10	59,475,000	10,170,750
Al -Mansour Bank	BMNS	1.340	1.340	1.330	1.330	1.350	1.330	1.350	-1.48	24	28,485,052	37,905,499
National Bank of Iraq	BNOI	2.740	2.870	2.710	2.820	2.750	2.870	2.740	4.74	36	13,981,432	39,462,559
Sumer Commerical Bank	BSUC	0.090	0.090	0.090	0.090	0.090	0.090	0.100	-10.00	10	150,000,000	13,500,000
United Bank	BUND	0.080	0.080	0.080	0.080	0.080	0.080	0.080	0.00	2	19,517,552	1,561,404
<b>Total Of Banks Sector</b>										<b>495</b>	<b>917,330,055</b>	<b>772,787,764</b>
<b>Telecommunication Sector</b>												
Asia Cell Telecommunication	TASC	9.400	9.420	9.400	9.400	9.420	9.400	9.400	0.00	67	19,103,919	179,600,039
<b>Total Of Telecommunication</b>										<b>67</b>	<b>19,103,919</b>	<b>179,600,039</b>
<b>Services Sector</b>												
Baghdad -Iraq Transportatio	SBPT	38.000	39.000	38.000	38.010	38.970	38.000	38.000	0.00	11	375,000	14,255,000
<b>Total Of Services Sector</b>										<b>11</b>	<b>375,000</b>	<b>14,255,000</b>
<b>Industry Sector</b>												
Baghdad Soft Drinks	IBSD	4.250	4.260	4.250	4.250	4.250	4.250	4.250	0.00	11	2,750,000	11,687,675
Iraqi Marketing Date	IIDP	1.650	1.650	1.650	1.650	1.670	1.650	1.670	-1.20	1	150,000	247,500
Al-Mansour Pharmaceutical	IMAP	1.860	1.870	1.860	1.870	1.860	1.870	1.860	0.54	11	7,057,000	13,176,590
Ready Made Clothes	IRMC	3.310	3.310	3.310	3.310	3.310	3.310	3.310	0.00	5	1,397,668	4,626,281
<b>Total Of Industry Sector</b>										<b>28</b>	<b>11,354,668</b>	<b>29,738,046</b>
<b>Hotels Sector</b>												
Ishtar Hotel	HISH	9.600	9.600	9.600	9.600	9.600	9.600	9.600	0.00	4	500,000	4,800,000
Al-Mansour Hotel	HMAN	45.000	45.000	45.000	45.000	45.000	45.000	45.000	0.00	5	1,636,897	73,660,365
<b>Total Of Hotels Sector</b>										<b>9</b>	<b>2,136,897</b>	<b>78,460,365</b>
<b>Agriculture Sector</b>												
Al-Ahlyia agricultural produ	AAHP	0.950	0.950	0.950	0.950	0.950	0.950	0.950	0.00	3	200,619	190,588
Iraqi for Seed Production	AISP	8.060	8.080	8.060	8.060	8.050	8.080	8.060	0.25	54	22,247,000	179,370,290
<b>Total Of Agriculture Sector</b>										<b>57</b>	<b>22,447,619</b>	<b>179,560,878</b>
<b>Total Of Regular</b>										<b>667</b>	<b>972,748,158</b>	<b>1,254,402,092</b>

## Non Regular Market Bulletin No (100)

Company Name	Code	opening Price	highest price	lowest price	Average price	Prev Average price	Closing Price	prev closing price	change (%)	No.of Trades	Traded Volume	Traded Value
<b>Banks Sector</b>												
International Islamic Bank	BINT	0.330	0.330	0.330	0.330	0.280	0.330	0.280	17.86	1	1,000,000	330,000
Al Attaa Islamic Bank	BLAD	0.140	0.140	0.140	0.140	0.130	0.140	0.140	0.00	1	5,000,000	700,000
<b>Total Of Banks Sector</b>										<b>2</b>	<b>6,000,000</b>	<b>1,030,000</b>
<b>Services Sector</b>												
Al-Ameen Estate Investmen	SAEI	2.600	2.600	2.600	2.600	2.670	2.600	2.670	-2.62	1	1,000,000	2,600,000
<b>Total Of Hotels Sector</b>										<b>1</b>	<b>1,000,000</b>	<b>2,600,000</b>
<b>Industry Sector</b>												
Fallujah for construction Ma	IFCM	3.550	3.550	3.550	3.550	3.550	3.550	3.540	0.28	4	1,000,000	3,550,000
<b>Total Of Industry Sector</b>										<b>4</b>	<b>1,000,000</b>	<b>3,550,000</b>
<b>Total of Non Regular</b>										<b>7</b>	<b>8,000,000</b>	<b>7,180,000</b>

## Undisclosed Platform Companies Bulletin (100)

Company Name	Code	opening Price	highest price	lowest price	Average price	Prev Average price	Closing Price	prev closing price	change (%)	No.of Trades	Traded Volume	Traded Value
<b>Industry Sector</b>												
Iraqi Carton Manufacturies	IICM	1.100	1.100	1.100	1.100	1.100	1.100	1.100	0.00	4	1,226,000	1,348,600
<b>Total Of Industry Sector</b>										<b>4</b>	<b>1,226,000</b>	<b>1,348,600</b>
<b>Total of un disclosed</b>										<b>4</b>	<b>1,226,000</b>	<b>1,348,600</b>
<b>Grand Total</b>										<b>678</b>	<b>981,974,158</b>	<b>1,262,930,692</b>

**Iraq Stock Exchange**  
**Non Iraqis' Bulletin Tuesday May 28 2024**  
**Regular Market**



**Non Iraqi Trading of Regular Market (Buy)**

Company Names	Code	No.of trades	Traded Shares	Trading Volume
<b>Banks Sector</b>				
Bank Of Baghdad	BBOB	26	28,000,000	88,389,316
National Bank Of Iraq	BNOI	1	33,333	91,666
<b>Total Bank sector</b>		<b>27</b>	<b>28,033,333</b>	<b>88,480,981</b>
<b>Grand Total</b>		<b>27</b>	<b>28,033,333</b>	<b>88,480,981</b>

**Non Iraqi Trading of Regular Market (Sell)**

Company Names	Code	No.of trades	Traded Shares	Trading Volume
<b>Banks Sector</b>				
Bank Of Baghdad	BBOB	31	45,250,369	141,875,534
<b>Total Bank sector</b>		<b>31</b>	<b>45,250,369</b>	<b>141,875,534</b>
<b>Grand Total</b>		<b>31</b>	<b>45,250,369</b>	<b>141,875,534</b>

# Iraq Stock Exchange



Trading Session Tuesday 28/5/2024

## Not Trading OTC

Company Name	Code	Previous Average price
Rabee Securities	FRSE	—
Karmal Brokerage	FKSX	10.000



## Not Trading Bonds Bulletin

Bond type	Publish type	Code	last trading price	immortilize date
Banaa Bonds / million ID	First	CB10	1030000	12/10/2025
Banaa Bonds / million ID	second	CB20	964981	19/12/2025
Amara Bonds /500 thousand	First	CB25	—	10/09/2025
Amara Bonds /Million ID	First	CB30	984000	10/09/2027
Amara Bonds /500 thousand	Second	CB35	—	—
Amara Bonds /Million ID	Second	CB40	—	—
Amara Bonds /500 thousand	Third	CB45	—	—
Amara Bonds /Million ID	Third	CB50	—	—



## Iraq Stock Exchange non trading companies on Tuesday 28/5/2024

Company Names	Code	Previous Average Price	Closing Price
<b>Banking Sector</b>			
Cihan Islamic Bank	BCIH	2.200	2.200
Asia Al Iraq Islamic Bank	BAIB	0.900	0.900
Elaf Islamic Bank	BELF	0.470	0.470
National Islamic Bank	BNAI	0.620	0.620
Union Bank of Iraq	BUOI	0.210	0.220
Kurdistan International Bank	BKUI	0.900	0.900
Al-Taif Islamic Bank	BTIB	0.700	0.700
<b>Insurance Sector</b>			
Al-Khatem Telecoms	TZNI	2.750	2.700
<b>Insurance Sector</b>			
Al-Ameen for Insurance	NAME	0.600	0.600
Dar Al-Salam for Insurance	NDSA	0.840	0.840
Gulf Insurance	NGIR	0.400	0.400
<b>Services Sector</b>			
Rehab Karbala	HKAR	0.800	0.800
Kharkh Tour Amuzement City	SKTA	4.650	4.650
Al-Mosul for funfairs	SMOF	8.700	8.700
Mamoura Realestate Investment	SMRI	6.950	6.950
Al-Nukhba for construction	SNUC	0.670	0.700
<b>Industry Sector</b>			
Al -Khazer Road for Construction Material	IKHC	2.500	2.500
Iraqi Engineering Works	IIEW	3.850	3.850
Iraqi For Tufted Carpets	IITC	15.000	15.000
Al-Kindi of Veterinary Vaccines	IKLV	1.620	1.620
Metallic Industries and Bicycles	IMIB	1.890	1.900
Modern Sewing	IMOS	10.490	10.490
<b>Hotels Sector</b>			
Tourist Village of Mosul dam	HTVM	11.000	11.000
Babylon Hotel	HBAY	110.000	110.000
Baghdad Hotel	HBAG	10.830	10.850
National for Tourist Investment	HNTI	10.770	10.770
<b>Agriculture Sector</b>			
Middle East for Production- Fish	AMEF	7.400	7.400
Agricultural Products Meat	AIPM	4.750	4.750
Iraqi Agricultural Products	AIRP	23.850	23.850
Modern for Animal Production	AMAP	0.450	0.450
Company Names	Code	Previous Average Price	Closing Price
<b>Banks Sector</b>			
World Islamic Bank	BWOR	1.000	1.000
Arabiya Islamic Bank	BAAI	1.000	1.000
Zain Al-Iraq Islamic Bank	BZII	0.340	0.340
Al-Qurtas Islamic Bank	BQUR	1.000	1.000
Arabiya Islamic Bank	BAAI	1.000	1.000
Ameen Al Iraq Islamic Bank	BAME	1.000	1.000
International Development Bank	BIDB	1.000	1.000
Al- Qabidh Islamic Bank	BQAB	0.240	0.240
Al Anssari Islamic Bank	BANS	1.000	1.000
Iraq Noor Islamic Bank	BINI	1.050	1.050
Erbil Bank	BERI	0.110	0.110
Trust International Islamic Bank	BTRU	0.750	0.750
Trans Iraq Bank for Investment	BTRI	0.740	0.740
AL- Mashreq al-Arabi Islamic Bank	BAMS	-	-
Region Trade Bank	BRTB	1.000	1.000
Al Mustashar Bank	BMUI	1.000	1.000
Erbil Bank	BERI	0.110	0.110
Credit Bank	BROI	0.950	0.950

Insurance Sector			
Alahliya For Insurance	NAHF	0.330	0.330
Al -Hamraa Insurance	NHAM	0.950	0.950
Investment Sector			
Al-Zawraa for Finanical Investment	VZAF	0.180	0.180
AL-Wiaam for Financial Investment	VWIF	0.310	0.350
Bain Al-Nahrain Financial Investment	VMES	0.900	0.900
Services Sector			
Ibdaa Al-Sharq Al-Awsat	SIBD	1.000	1.000
Industry Sector			
Baghdad for Packing Materials	IBPM	2.230	3.120
National Furniture Industries	IHFI	2.300	2.300
Modern chemical industries	IMCI	100.000	100.000
Hotels Sector			
Ashour Hotel	HASH	17.000	17.000
Agriculture Sector			
Al-Ribas for Poultry and Fodder	AREB	-	-
Company Names	Code	Previous Average Price	Closing Price
Banks Sector			
Babylon Bank	BBAY	0.080	0.080
Services Sector			
AL-Badia for General Trans	SBAG	0.600	0.600
General Transportation	SIGT	0.950	0.950
IndustrySector			
Electronic Industries	IELI	0.750	0.750
Al-Hilal Industries	IHLI	0.980	0.980
National Chemical &Plastic	INCP	1.800	1.850
The Light Industries	ITLI	0.690	0.690
Modern Construction Materials	IMCM	0.600	0.600
Investment Sector			
AL- Batek Investment	VBAT	0.380	0.380
Alkhair for financial Investment	VKHF	0.200	0.200
Hotels Sector			
Al-Sadeer Hotel	HSAD	28.000	28.000
Palestine Hotel	HPAL	23.000	23.000



### Iraq Stock Exchange Suspended Companies

Al-Rajih Islamic Bank (BRAJ)	19/09/2021	The trading suspended for not produce the Annual disclosure for 2020 at closing price (1.000) ID.
North Bank (BNOR)	31/10/2022	The trading suspended by ISC decision at closing price (0.070) ID.

## Iraq Stock Exchange News of listed companies Tuesday 28/5/2024

### Companies News

Cihan Islamic Bank (BCIH)	General Assembly Meeting will be hold on Friday 7/6/2024 at the company to discuss increasing in company capital according to 55/ First . Trading has been suspend on Tuesday 4/6/2024 .
Gulf Commercial Bank (BGUC)	General Assembly Meeting will be hold on Friday 7/6/2024 at Erbil / Armada Hotel to discuss financial statement of 2023 . Trading has been suspend on Tuesday 4/6/2024 .
National Islamic Bank (BNAI)	General Assembly Meeting will be hold on Saturday 8/6/2024 at the company to discuss financial statement of 2023 , increasing in company capital from 301 billion to 351 billion according to 55/ First & second. Trading has been suspend on Tuesday 4/6/2024 .
Ibdaa Al-Sharq Al-Awsat (SIBD)	General Assembly Meeting will be hold on Tuesday 11/6/2024 at the Iraqi Middle East Bank to resign the Auditors and elect new one . Trading has been suspend on Thursday 6/6/2024 .
Tourist Village of Mosul dam (HTVM)	General Assembly Meeting will be hold on Friday 28/6/2024 at Al Mousil Modern Plaza Hall to discuss financial statement of 2023. Trading has been suspend on Monday 24/6/2024 .

### out of trading

Babil Animal&vegetable Products (ABAP)	General Assembly Meeting will be hold on Sunday 19/5/2024 at the Al Jadriya to discuss financial statement of 2021,2022 , cash dividend , discuss the deficit Trading has been suspend on Thursday 7/12/2023 .
Iraqi Land Transport (SILT)	General Assembly Meeting will be hold on Wednesday 6/3/2024 at the Trade Ministry VIP Hall to resign the current board of Administration and elect new five board of Administration .Trading has been suspend on Sunday 3/3/2024.
Al-Ameen for Financial Investment (A)	General Assembly Meeting will be hold on Tuesday 28/5/2024 at the company to discuss financial statement of 2023 , discuss the deficit . Trading has been suspend on Thursday 23/5/2024 .
Ashur International Bank (BASH)	General Assembly Meeting will be hold on Wednesday 29/5/2024 at the Alriyada Station to discuss financial statement of 2022 , cash dividend, elect seven members of Administration council . Trading has been suspend on Sunday 26/5/2024 .
Al Janoob Islamic Bank Investment (B)	General Assembly Meeting will be hold on Saturday 1/6/2024 at the company to discuss financial statement of 2023 , cash dividend . Trading has been suspend on Tuesday 28/5/2024 .

|