

Iraq Stock Exchange



Trading Session Monday 27/5/2024 -

Traded Volume 1,318,243,719

ISX Index 60 913.65

Previous ISX Index60 922.71

Change % -0.98

Change -9.06

Listed Companies 103

Traded Companies 32

General Assembly Co. 4

Suspended Co. 2

Bulletin No (99) of 2024

Traded Value 1,105,437,483 Trades 735

ISX Index 15 1028.63

Previous ISX Index15 1033.55

Change % -0.48

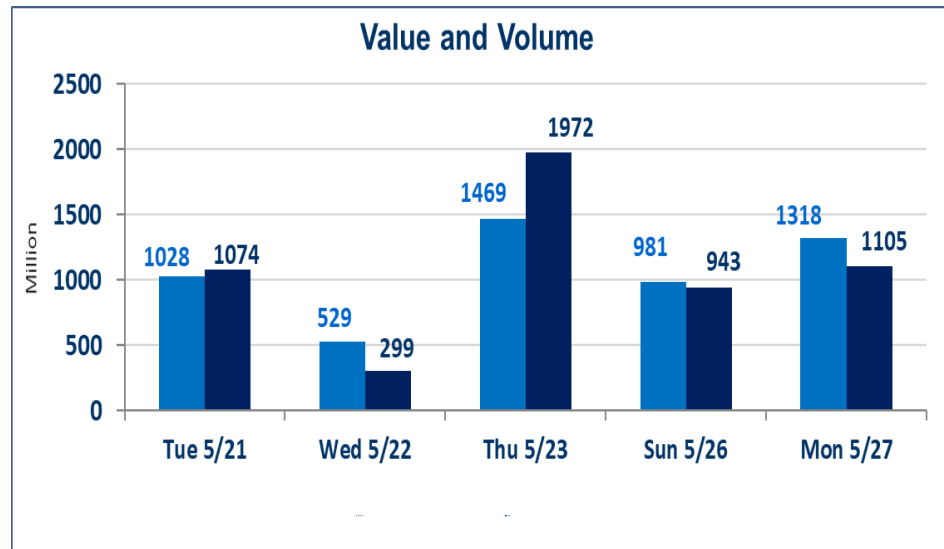
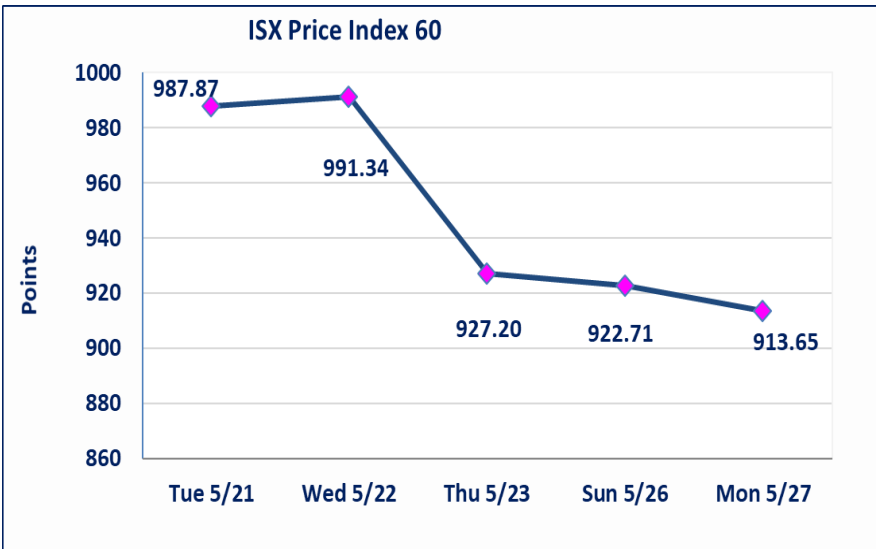
Change -4.92

Non Traded Co. 64

High Companies 9

Low Companies 12

Un Listed Companies OTC 2



Gainers

Company Name	Closing Price	Change (%)	Traded Volume
Al Attaa Islamic Bank	0.140	7.69	17,020,000
Gulf Commercial Bank	0.300	3.45	533,366,624
National Chemical &Plastic	1.850	2.78	325,734
Metallic Industries and Bicycles	1.900	2.70	300,000
Commercial Bank of Iraq	0.900	2.27	14,940,226

Losers

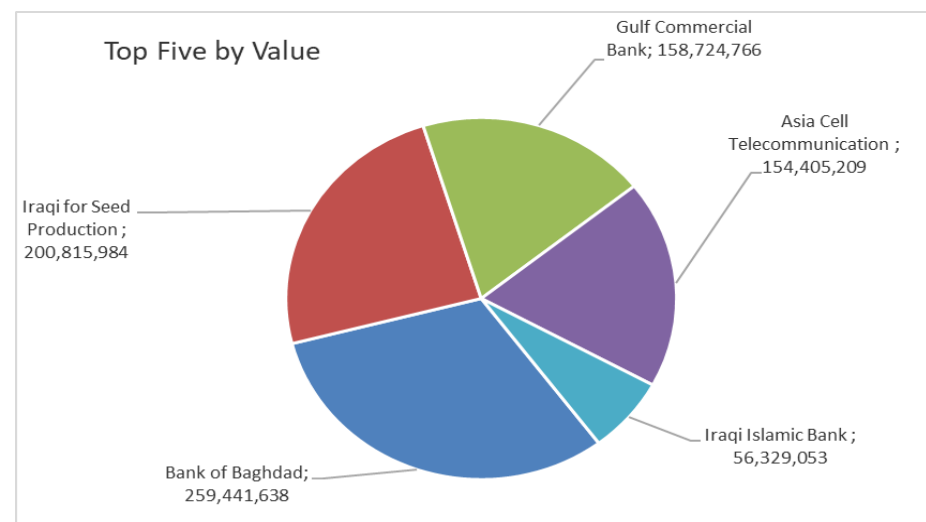
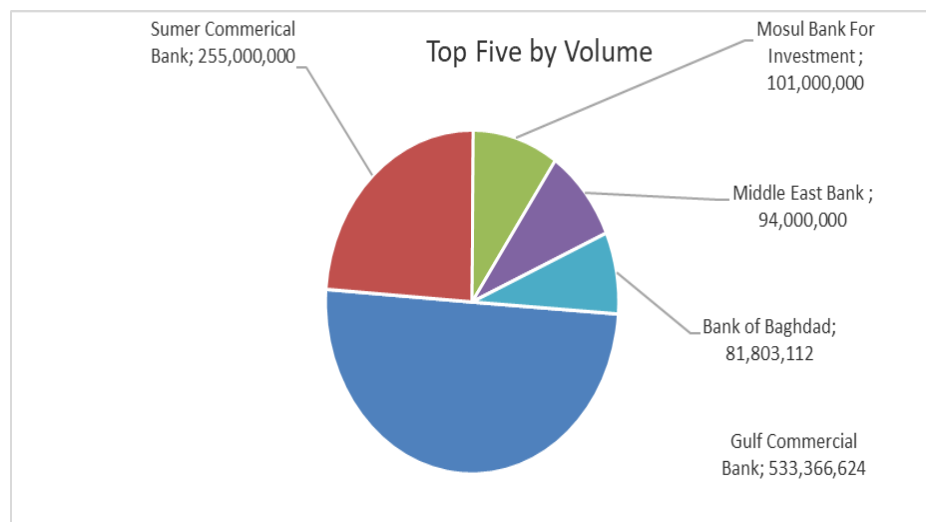
Company Name	Closing Price	Change (%)	Traded Volume
Babylon Bank	0.08	-11.11	20,000,000
Iraqi Islamic Bank	1.120	-3.45	49,793,598
Bank of Baghdad	3.190	-3.33	81,803,112
National Bank of Iraq	2.740	-2.84	17,035,954
Investment Bank of Iraq	0.390	-2.50	6,000,000

Traded Volume

Company Name	Closing Price	Change (%)	Traded Volume
Gulf Commercial Bank	0.300	3.45	533,366,624
Sumer Commerical Bank	0.100	0.00	255,000,000
Mosul Bank For Investment	0.170	0.00	101,000,000
Middle East Bank	0.110	0.00	94,000,000
Bank of Baghdad	3.190	-3.33	81,803,112

Traded Value

Company Name	Closing Price	Change (%)	Traded Value
Bank of Baghdad	3.190	-3.33	259,441,638
Iraqi for Seed Production	8.060	0.12	200,815,984
Gulf Commercial Bank	0.300	3.45	158,724,766
Asia Cell Telecommunication	9.400	0.00	154,405,209
Iraqi Islamic Bank	1.120	-3.45	56,329,053



Regular Market Bulletin No (99)



Company Name	Code	opening Price	highest price	lowest price	Average price	Prev Average price	Closing Price	prev closing price	change (%)	No.of Trades	Traded Volume	Traded Value
Banks Sector												
Bank of Baghdad	BBOB	3.290	3.290	3.150	3.170	3.310	3.190	3.300	-3.33	101	81,803,112	259,441,638
Commercial Bank of Iraq	BCOI	0.880	0.900	0.880	0.890	0.880	0.900	0.880	2.27	28	14,940,226	13,258,276
Gulf Commercial Bank	BGUC	0.290	0.300	0.290	0.300	0.290	0.300	0.290	3.45	85	533,366,624	158,724,766
Investment Bank of Iraq	BIBI	0.390	0.390	0.390	0.390	0.400	0.390	0.400	-2.50	5	6,000,000	2,340,000
Iraqi Islamic Bank	BIIB	1.160	1.160	1.120	1.130	1.160	1.120	1.160	-3.45	53	49,793,598	56,329,053
Middle East Bank	BIME	0.110	0.110	0.110	0.110	0.110	0.110	0.110	0.00	79	94,000,000	10,340,000
Mosul Bank For Investment	BMFI	0.170	0.170	0.170	0.170	0.170	0.170	0.170	0.00	18	101,000,000	17,170,000
Al -Mansour Bank	BMNS	1.350	1.350	1.350	1.350	1.350	1.350	1.340	0.75	32	34,289,416	46,290,712
National Bank of Iraq	BNOI	2.820	2.820	2.740	2.750	2.830	2.740	2.820	-2.84	71	17,035,954	46,930,874
Sumer Commerical Bank	BSUC	0.090	0.100	0.090	0.090	0.100	0.100	0.100	0.00	8	255,000,000	23,025,000
Al-Taif Islamic Bank	BTIB	0.700	0.700	0.700	0.700	0.700	0.700	0.700	0.00	3	568,020	397,614
United Bank	BUND	0.080	0.080	0.080	0.080	0.080	0.080	0.080	0.00	3	14,500,000	1,160,000
Total Of Banks Sector										486	1,202,296,950	635,407,933
Telecommunication Sector												
Asia Cell Telecommunication	TASC	9.400	9.500	9.400	9.420	9.400	9.400	9.400	0.00	59	16,384,759	154,405,209
Total Of Telecommunication										59	16,384,759	154,405,209
Services Sector												
Baghdad -Iraq Transportatio	SBPT	39.400	40.600	38.000	38.970	38.010	38.000	38.500	-1.30	14	600,000	23,379,500
Mamoura Realestate Invest	SMRI	6.950	6.950	6.950	6.950	6.960	6.950	6.970	-0.29	1	100,000	695,000
Total Of Services Sector										15	700,000	24,074,500
Industry Sector												
Baghdad Soft Drinks	IBSD	4.270	4.270	4.250	4.250	4.270	4.250	4.270	-0.47	25	8,084,146	34,392,857
Iraqi Marketing Date	IIDP	1.670	1.670	1.670	1.670	1.670	1.670	1.670	0.00	1	1,000,000	1,670,000
Al-Kindi of Veterinary Vaccin	IKLV	1.620	1.620	1.620	1.620	1.650	1.620	1.650	-1.82	4	788,770	1,277,807
Al-Mansour Pharmaceutical	IMAP	1.850	1.870	1.850	1.860	1.850	1.860	1.850	0.54	15	12,549,785	23,386,481
Metallic Industries and Bicyc	IMIB	1.880	1.900	1.880	1.890	1.850	1.900	1.850	2.70	2	300,000	567,000
Ready Made Clothes	IRMC	3.310	3.310	3.310	3.310	3.300	3.310	3.300	0.30	1	75,000	248,250
Total Of Industry Sector										48	22,797,701	61,542,395
Hotels Sector												
Baghdad Hotel	HBAG	10.900	10.900	10.800	10.830	10.900	10.850	10.900	-0.46	5	800,000	8,667,675
Total Of Hotels Sector										5	800,000	8,667,675
Agriculture Sector												
Agricultural Products Meat	AIPM	4.750	4.750	4.750	4.750	4.750	4.750	4.750	0.00	1	381,112	1,810,282
Iraqi for Seed Production	AISP	8.050	8.060	8.050	8.050	8.060	8.060	8.050	0.12	78	24,935,111	200,815,984
Total Of Agriculture Sector										79	25,316,223	202,626,266
Total Of Regular										692	1,268,295,633	1,086,723,977

Non Regular Market Bulletin No (99)

Company Name	Code	opening Price	highest price	lowest price	Average price	Prev Average price	Closing Price	prev closing price	change (%)	No.of Trades	Traded Volume	Traded Value
Banks Sector												
Al Attaa Islamic Bank	BLAD	0.130	0.150	0.130	0.130	0.130	0.140	0.130	7.69	8	17,020,000	2,283,000
Total Of Banks Sector										8	17,020,000	2,283,000
Industry Sector												
Fallujah for construction Ma	IFCM	3.550	3.550	3.540	3.550	3.550	3.540	3.550	-0.280	8	1,750,500	6,209,275
Total Of Industry Sector										8	1,750,500	6,209,275
Total of Non Regular										16	18,770,500	8,492,275

Undisclosed Platform Companies Bulletin (99)

Company Name	Code	opening Price	highest price	lowest price	Average price	Prev Average price	Closing Price	prev closing price	change (%)	No.of Trades	Traded Volume	Traded Value
Banks Sector												
Babylon Bank	BBAY	0.080	0.080	0.080	0.080	0.090	0.08	0.09	-11.11	2	20,000,000	1,600,000
Total Of Banks Sector										2	20,000,000	1,600,000
Services Sector												
General Transportation	SIGT	0.950	0.950	0.950	0.950	0.950	0.950	0.950	0.000	1	1,852	1,759
Total Of Services Sector										1	1,852	1,759
Industry Sector												
Al-Hilal Industries	IHLI	0.980	0.980	0.980	0.980	0.990	0.980	0.990	-1.01	2	150,000	147,000
Iraqi Carton Manufacturies	IICM	1.100	1.100	1.100	1.100	1.100	1.100	1.100	0.00	5	1,200,000	1,320,000
National Chemical &Plastic	INCP	1.800	1.850	1.800	1.800	1.800	1.850	1.800	2.78	5	325,734	587,471
The Light Industries	ITLI	0.690	0.700	0.690	0.690	0.690	0.690	0.690	0.00	12	9,500,000	6,565,000
Total Of Industry Sector										24	11,175,734	8,619,471
Total of un disclosed										27	31,177,586	10,221,231
Grand Total										735	1,318,243,719	1,105,437,483

Iraq Stock Exchange
Non Iraqis' Bulletin Monday May 27 2024
Regular Market



Non Iraqi Trading of Regular Market (Buy)

Company Names	Code	No.of trades	Traded Shares	Trading Volume
Banks Sector				
Bank Of Baghdad	BBOB	9	16,780,000	53,222,600
Total Bank sector		9	16,780,000	53,222,600
Grand Total		9	16,780,000	53,222,600

Non Iraqi Trading of Regular Market (Sell)

Company Names	Code	No.of trades	Traded Shares	Trading Volume
Banks Sector				
Bank Of Baghdad	BBOB	6	5,000,000	15,850,000
Total Bank sector		6	5,000,000	15,850,000
Telecommunication Sector				
Asia cell	TASC	12	5,000,000	47,000,000
Total Telecommunication sector		12	5,000,000	47,000,000
Grand Total		18	10,000,000	62,850,000

Iraq Stock Exchange



Trading Session Monday 27/5/2024

Not Trading OTC

Company Name	Code	Previous Average price
Rabee Securities	FRSE	—
Karmal Brokerage	FKSX	10.000



Not Trading Bonds Bulletin

Bond type	Publish type	Code	last trading price	immortilize date
Banaa Bonds / million ID	First	CB10	1030000	12/10/2025
Banaa Bonds / million ID	second	CB20	964981	19/12/2025
Amara Bonds /500 thousand	First	CB25	—	10/09/2025
Amara Bonds /Million ID	First	CB30	984000	10/09/2027
Amara Bonds /500 thousand	Second	CB35	—	—
Amara Bonds /Million ID	Second	CB40	—	—
Amara Bonds /500 thousand	Third	CB45	—	—
Amara Bonds /Million ID	Third	CB50	—	—

Iraq Stock Exchange non trading companies on Monday 27/5/2024

Company Names	Code	Previous Average Price	Closing Price
Banking Sector			
Cihan Islamic Bank	BCIH	2.200	2.200
Asia Al Iraq Islamic Bank	BAIB	0.900	0.900
Elaf Islamic Bank	BELF	0.470	0.470
National Islamic Bank	BNAI	0.620	0.620
Union Bank of Iraq	BUOI	0.210	0.220
Economy Bank	BEFI	0.220	0.220
Kurdistan International Bank	BKUI	0.900	0.900
Insurance Sector			
Al-Khatem Telecoms	TZNI	2.750	2.700
Insurance Sector			
Al-Ameen for Insurance	NAME	0.600	0.600
Dar Al-Salam for Insurance	NDSA	0.840	0.840
Gulf Insurance	NGIR	0.400	0.400
Services Sector			
Rehab Karbala	HKAR	0.800	0.800
Kharkh Tour Amuzement City	SKTA	4.650	4.650
Al-Mosul for funfairs	SMOF	8.700	8.700
Al-Nukhba for construction	SNUC	0.670	0.700
Industry Sector			
Al -Khazer Road for Construction Materia	IKHC	2.500	2.500
Iraqi Engineering Works	IIEW	3.850	3.850
Iraqi For Tufted Carpets	IITC	15.000	15.000
Modern Sewing	IMOS	10.490	10.490
Hotels Sector			
Tourist Village of Mosul dam	HTVM	11.000	11.000
Babylon Hotel	HBAY	110.000	110.000
Ishtar Hotel	HISH	9.600	9.600
Al-Mansour Hotel	HMAN	45.000	45.000
National for Tourist Investment	HNTI	10.770	10.770
Agriculture Sector			
Middle East for Production- Fish	AMEF	7.400	7.400
Al-Ahlyia agricultural production	AAHP	0.950	0.950
Iraqi Agricultural Products	AIRP	23.850	23.850
Modern for Animal Production	AMAP	0.450	0.450
Company Names	Code	Previous Average Price	Closing Price
Banks Sector			
World Islamic Bank	BWOR	1.000	1.000
Arabiya Islamic Bank	BAAI	1.000	1.000
Zain Al-Iraq Islamic Bank	BZII	0.340	0.340
Al-Qurtas Islamic Bank	BQUR	1.000	1.000
Arabiya Islamic Bank	BAAI	1.000	1.000
Al Janoob Islamic Bank Investment	BJAB	1.000	1.000
Ameen Al Iraq Islamic Bank	BAME	1.000	1.000
International Development Bank	BIDB	1.000	1.000
Al- Qabidh Islamic Bank	BQAB	0.240	0.240
Al Anssari Islamic Bank	BANS	1.000	1.000
Iraq Noor Islamic Bank	BINI	1.050	1.050
Erbil Bank	BERI	0.110	0.110
Trust International Islamic Bank	BTRU	0.750	0.750
Trans Iraq Bank for Investment	BTRI	0.740	0.740
AL- Mashreq al-Arabi Islamic Bank	BAMS	-	-
Region Trade Bank	BRTB	1.000	1.000
Al Mustashar Bank	BMUI	1.000	1.000
Erbil Bank	BERI	0.110	0.110
International Islamic Bank	BINT	0.280	0.280
Credit Bank	BROI	0.950	0.950

Insurance Sector			
Alahliya For Insurance	NAHF	0.330	0.330
Al -Hamraa Insurance	NHAM	0.950	0.950
Investment Sector			
Al-Zawraa for Finanical Investment	VZAF	0.180	0.180
AL-Wiaam for Financial Investment	VWIF	0.310	0.350
Bain Al-Nahrain Financial Investment	VMES	0.900	0.900
Services Sector			
Ibdaa Al-Sharq Al-Awsat	SIBD	1.000	1.000
Al-Ameen Estate Investment	SAEI	2.670	2.670
Industry Sector			
Baghdad for Packing Materials	IBPM	2.230	3.120
National Furniture Industries	IHFI	2.300	2.300
Modern chemical industries	IMCI	100.000	100.000
Hotels Sector			
Ashour Hotel	HASH	17.000	17.000
Agriculture Sector			
Al-Ribas for Poultry and Fodder	AREB	-	-
Company Names	Code	Previous Average Price	Closing Price
Services Sector			
AL-Badia for General Trans	SBAG	0.600	0.600
IndustrySector			
Electronic Industries	IELI	0.75	0.75
Modern Construction Materials	IMCM	0.600	0.600
Investment Sector			
AL- Batek Investment	VBAT	0.380	0.380
Alkhair for financial Investment	VKHF	0.200	0.200
Hotels Sector			
Al-Sadeer Hotel	HSAD	28.000	28.000
Palestine Hotel	HPAL	23.000	23.000

Iraq Stock Exchange Suspended Companies

Al-Rajih Islamic Bank (BRAJ)	19/09/2021	The trading suspended for not produce the Annual disclosure for 2020 at closing price (1.000) ID.
North Bank (BNOR)	31/10/2022	The trading suspended by ISC decision at closing price (0.070) ID.

Iraq Stock Exchange News of listed companies Monday 27/5/2024

Companies News

Al Janoob Islamic Bank Investment (BJI)	General Assembly Meeting will be hold on Saturday 1/6/2024 at the company to discuss financial statement of 2023 , cash dividend . Trading has been suspend on Tuesday 28/5/2024 .
Cihan Islamic Bank (BCIH)	General Assembly Meeting will be hold on Friday 7/6/2024 at the company to discuss increasing in company capital according to 55/ First . Trading has been suspend on Tuesday 4/6/2024 .
Gulf Commercial Bank (BGUC)	General Assembly Meeting will be hold on Friday 7/6/2024 at Erbil / Armada Hotel to discuss financial statement of 2023 . Trading has been suspend on Tuesday 4/6/2024 .
National Islamic Bank (BNAI)	General Assembly Meeting will be hold on Saturday 8/6/2024 at the company to discuss financial statement of 2023 , increasing in company capital from 301 billion to 351 billion according to 55/ First & second. Trading has been suspend on Tuesday 4/6/2024 .
Ibdaa Al-Sharq Al-Awsat (SIBD)	General Assembly Meeting will be hold on Tuesday 11/6/2024 at the Iraqi Middle East Bank to resign the Auditors and elect new one . Trading has been suspend on Thursday 6/6/2024 .
Tourist Village of Mosul dam (HTVM)	General Assembly Meeting will be hold on Friday 28/6/2024 at Al Mousil Modern Plaza Hall to discuss financial statement of 2023. Trading has been suspend on Monday 24/6/2024 .

out of trading

Babil Animal&vegetable Products (ABAP)	General Assembly Meeting will be hold on Sunday 19/5/2024 at the Al Jadriya to discuss financial statement of 2021,2022 , cash dividend , discuss the deficit Trading has been suspend on Thursday 7/12/2023 .
Iraqi Land Transport (SILT)	General Assembly Meeting will be hold on Wednesday 6/3/2024 at the Trade Ministry VIP Hall to resign the current board of Administration and elect new five board of Administration .Trading has been suspend on Sunday 3/3/2024.
Al-Ameen for Financial Investment (AFI)	General Assembly Meeting will be hold on Tuesday 28/5/2024 at the company to discuss financial statement of 2023 , discuss the deficit . Trading has been suspend on Thursday 23/5/2024 .
Ashur International Bank (BASH)	General Assembly Meeting will be hold on Wednesday 29/5/2024 at the Alriyada Station to discuss financial statement of 2022 , cash dividend, elect seven members of Administration council . Trading has been suspend on Sunday 26/5/2024 .

|