

Iraq Stock Exchange



Trading Session Wednesday 26/6/2024 -

Traded Volume 960,034,547

ISX Index 60 894.95

Previous ISX Index60 895.48

Change % **-0.06**

Change **-0.53**

Listed Companies 103

Traded Companies 35

General Assembly Co. 7

Suspended Co. 2

Bulletin No (115) of 2024

Traded Value 679,932,637 Traders 433

ISX Index 15 1008.84

Previous ISX Index15 1010.01

Change % **-0.12**

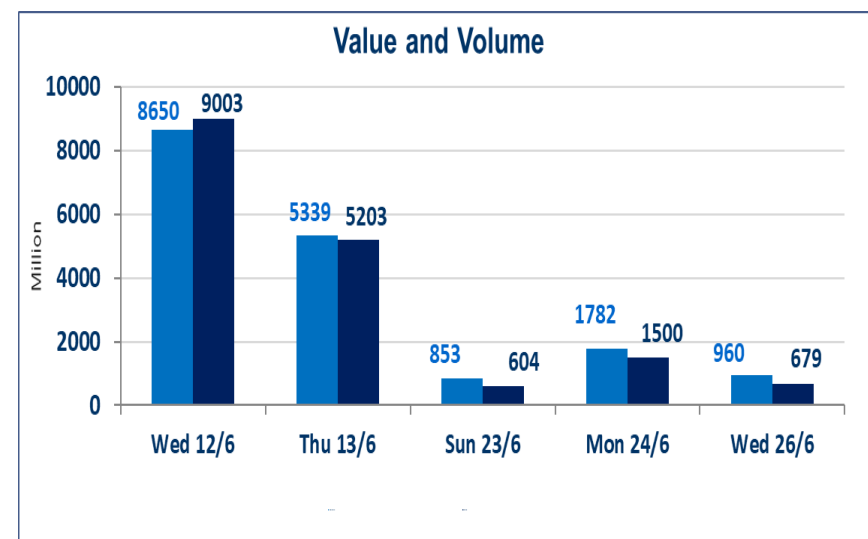
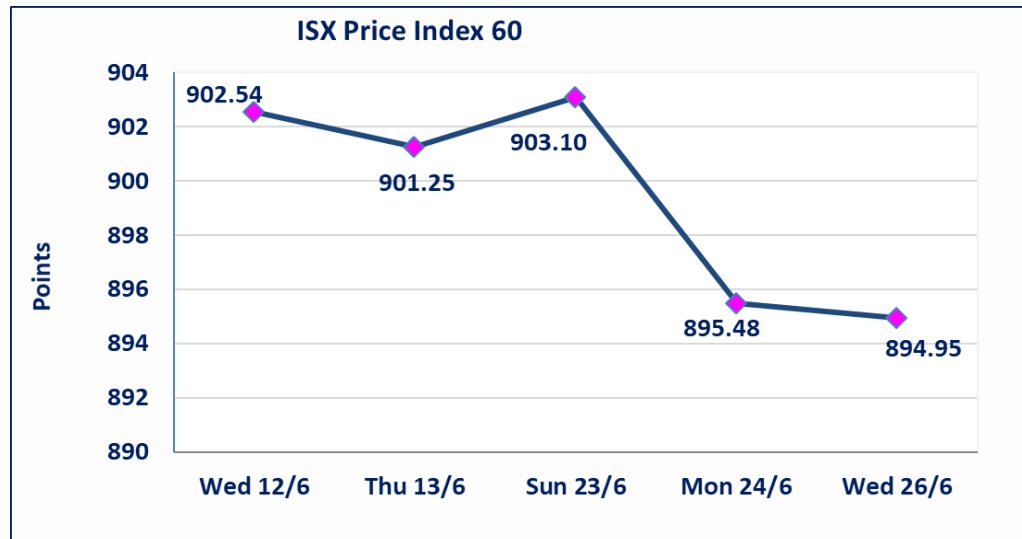
Change **-1.17**

Non Traded Co. 59

High Companies 10

Low Companies 10

Un Listed Companies OTC 2



Gainers

Company Name	Closing Price	Change (%)	Traded Volume
Middle East Bank	0.110	10.00	4,940,335
Ready Made Clothes	3.900	5.41	1,250,000
Mosul Bank For Investment	0.200	5.26	282,071,022
Iraqi Agricultural Products	23.000	4.55	1,000
The Light Industries	0.710	1.43	2,982,096

Losers

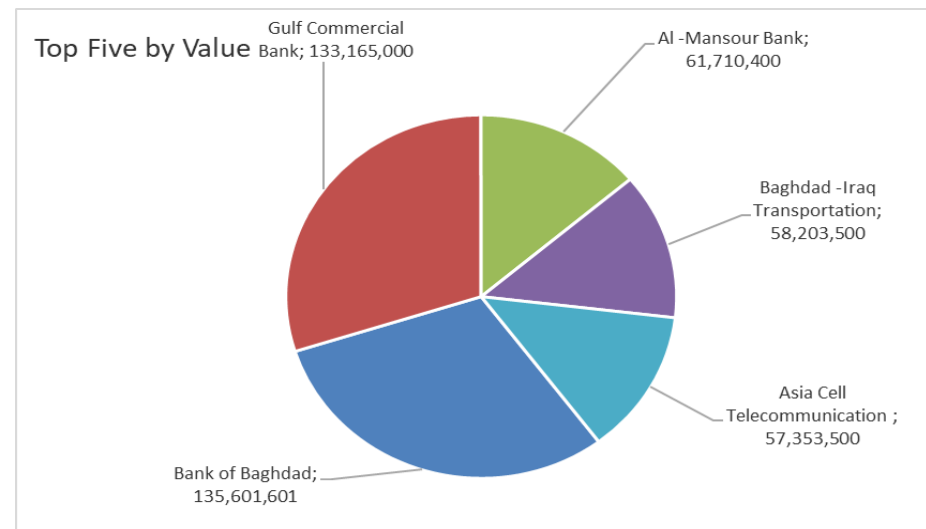
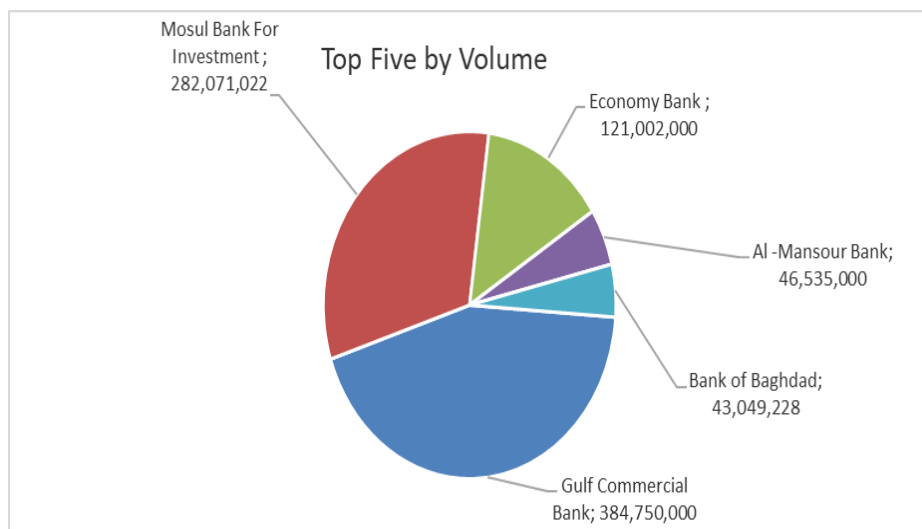
Company Name	Closing Price	Change (%)	Traded Volume
Economy Bank	0.240	-4.00	121,002,000
Al-Mosul for funfairs	8.600	-3.37	23,117
Mamoura Realestate Investment	6.500	-2.26	263,975
Credit Bank	0.910	-2.15	2,000,000
Modern Sewing	9.400	-1.05	105,334

Traded Volume

Company Name	Closing Price	Change (%)	Traded Volume
Gulf Commercial Bank	0.340	0.00	384,750,000
Mosul Bank For Investment	0.200	5.26	282,071,022
Economy Bank	0.240	-4.00	121,002,000
Al -Mansour Bank	1.330	0.00	46,535,000
Bank of Baghdad	3.170	-0.31	43,049,228

Traded Value

Company Name	Closing Price	Change (%)	Traded Value
Bank of Baghdad	3.170	-0.31	135,601,601
Gulf Commercial Bank	0.340	0.00	133,165,000
Al -Mansour Bank	1.330	0.00	61,710,400
Baghdad -Iraq Transportation	42.000	1.33	58,203,500
Asia Cell Telecommunication	9.250	-0.54	57,353,500



Regular Market Bulletin No (115)



Company Name	Code	opening Price	highest price	lowest price	Average price	Prev Average price	Closing Price	prev closing price	change (%)	No.of Trades	Traded Volume	Traded Value
Banks Sector												
Bank of Baghdad	BBOB	3.160	3.170	3.130	3.150	3.180	3.170	3.180	-0.31	45	43,049,228	135,601,601
Commercial Bank of Iraq	BCOI	0.820	0.820	0.810	0.820	0.810	0.810	0.810	0.00	16	12,858,156	10,518,743
Economy Bank	BEFI	0.230	0.250	0.230	0.250	0.250	0.240	0.250	-4.00	17	121,002,000	30,090,460
Gulf Commercial Bank	BGUC	0.340	0.360	0.340	0.350	0.340	0.340	0.340	0.00	91	384,750,000	133,165,000
Investment Bank of Iraq	BIBI	0.360	0.360	0.350	0.360	0.360	0.360	0.360	0.00	10	11,261,969	4,048,789
Iraqi Islamic Bank	BIIB	1.080	1.080	1.080	1.080	1.080	1.080	1.080	0.00	6	6,000,000	6,480,000
Middle East Bank	BIME	0.110	0.110	0.110	0.110	0.100	0.110	0.100	10.00	3	4,940,335	543,437
Mosul Bank For Investment	BMFI	0.200	0.200	0.200	0.200	0.190	0.200	0.190	5.26	48	282,071,022	56,414,204
Al -Mansour Bank	BMNS	1.340	1.340	1.320	1.330	1.330	1.330	1.330	0.00	27	46,535,000	61,710,400
National Bank of Iraq	BNOI	2.800	2.840	2.750	2.790	2.810	2.840	2.810	1.07	20	9,332,196	26,060,702
Total Of Banks Sector										283	921,799,906	464,633,336
Telecommunication Sector												
Asia Cell Telecommunication	TASC	9.300	9.300	9.250	9.25	9.260	9.250	9.300	-0.54	30	6,200,000	57,353,500
Total Of Telecommunication										30	6,200,000	57,353,500
Services Sector												
Baghdad -Iraq Transportatio	SBPT	41.000	42.000	40.250	40.640	41.900	42.000	41.450	1.33	8	1,432,000	58,203,500
Kharkh Tour Amuzement Cit	SKTA	4.300	4.300	4.000	4.240	4.300	4.300	4.300	0.00	9	284,985	1,207,996
Al-Mosul for funfairs	SMOF	8.600	8.600	8.600	8.600	8.900	8.600	8.900	-3.37	1	23,117	198,806
Mamoura Realestate Invest	SMRI	6.650	6.650	6.500	6.590	6.650	6.500	6.650	-2.26	2	263,975	1,740,433
Total Of Services Sector										20	2,004,077	61,350,735
Industry Sector												
Baghdad Soft Drinks	IBSD	4.130	4.140	4.120	4.130	4.130	4.120	4.130	-0.24	21	7,979,616	32,941,786
Iraqi Marketing Date	IIDP	1.610	1.610	1.610	1.610	1.610	1.610	1.610	0.00	1	5,000	8,050
Iraqi For Tufted Carpets	IITC	16.000	16.100	16.000	16.040	15.990	16.050	15.990	0.38	4	593,252	9,516,895
Al-Kindi of Veterinary Vaccin	IKLV	1.620	1.650	1.620	1.630	1.620	1.620	1.620	0.00	10	6,867,445	11,186,261
Metallic Industries and Bicyc	IMIB	2.000	2.000	2.000	2.000	2.000	2.000	2.000	0.00	1	150,000	300,000
Modern Sewing	IMOS	9.400	9.400	9.390	9.400	9.500	9.400	9.500	-1.05	3	105,334	990,136
Ready Made Clothes	IRMC	3.850	3.940	3.610	3.780	3.700	3.900	3.700	5.41	9	1,250,000	4,729,095
Total Of Industry Sector										49	16,950,647	59,672,223
Hotels Sector												
Ishtar Hotel	HISH	10.000	10.000	10.000	10.000	9.820	10.000	9.980	0.20	1	50,000	500,000
Total Of Hotels Sector										1	50,000	500,000
Agriculture Sector												
Agricultural Products Meat	AIPM	5.500	5.500	5.020	5.440	5.170	5.450	5.500	-0.91	5	575,000	3,125,250
Iraqi Agricultural Products	AIRP	23.000	23.000	23.000	23.000	22.000	23.000	22.000	4.55	1	1,000	23,000
Iraqi for Seed Production	AISP	8.000	8.000	7.950	7.970	7.990	7.950	8.000	-0.62	13	1,610,000	12,826,950
Modern for Animal Producti	AMAP	0.500	0.500	0.500	0.500	0.500	0.500	0.500	0.00	2	1,249,789	624,895
Total Of Agriculture Sector										21	3,435,789	16,600,095
Total Of Regular										404	950,440,419	660,109,889

Non Regular Market Bulletin No (114)

Company Name	Code	opening Price	highest price	lowest price	Average price	Prev Average price	Closing Price	prev closing price	change (%)	No.of Trades	Traded Volume	Traded Value
Banks Sector												
International Islamic Bank	BINT	0.350	0.360	0.350	0.350	0.360	0.360	0.360	0.00	4	622,892	218,438
Al Attaa Islamic Bank	BLAD	0.150	0.150	0.150	0.150	0.150	0.150	0.150	0.00	2	419,402	62,910
Credit Bank	BROI	0.910	0.910	0.910	0.910	0.930	0.910	0.930	-2.15	2	2,000,000	1,820,000
Total Of Banks Sector										8	3,042,294	2,101,349
Services Sector												
Al-Ameen Estate Investment	SAEI	2.510	2.510	2.510	2.510	2.500	2.510	2.500	0.40	1	500,000	1,255,000
Total Of Services Sector										1	500,000	1,255,000
Industry Sector												
Fallujah for construction Ma	IFCM	3.500	3.500	3.490	3.500	3.500	3.500	3.500	0.00	12	2,759,738	9,654,083
Total Of Industry Sector										12	2,759,738	9,654,083
Hotels Sector												
Ashour Hotel	HASH	18.000	18.000	17.990	17.990	18.000	18.000	18.000	0.00	3	260,000	4,678,000
Total Of Hotels Sector										3	260,000	4,678,000
Total of Non Regular										24	6,562,032	17,688,432

Undisclosed Platform Companies Bulletin (115)

Company Name	Code	opening Price	highest price	lowest price	Average price	Prev Average price	Closing Price	prev closing price	change (%)	No.of Trades	Traded Volume	Traded Value
Industry Sector												
Electronic Industries	IELI	0.740	0.740	0.740	0.740	0.750	0.740	0.740	0.00	1	50,000	37,000
The Light Industries	ITLI	0.700	0.710	0.700	0.700	0.700	0.710	0.700	1.43	4	2,982,096	2,097,316
Total Of Industry Sector										5	3,032,096	2,134,316
Total of un disclosed										5	3,032,096	2,134,316
Grand Total										433	960,034,547	679,932,637

Iraq Stock Exchange
Non Iraqis' Bulletin Wednesday June 26 2024
Regular Market



Non Iraqi Trading of Regular Market (Buy)

Company Names	Code	No.of trades	Traded Shares	Trading Volume
Telecommunication Sector				
Asia cell	TASC	9	2,000,000	18,500,000
Total Telecommunication sector		9	2,000,000	18,500,000
Grand Total		9	2,000,000	18,500,000

Non Iraqi Trading of Regular Market (Sell)

Company Names	Code	No.of trades	Traded Shares	Trading Volume
Banks Sector				
Bank Of Baghdad	BBOB	16	24,216,911	76,355,439
National Bank Of Iraq	BNOI	1	3,305,407	9,189,031
Total Bank sector		17	27,522,318	85,544,470
Grand Total		17	27,522,318	85,544,470

Iraq Stock Exchange

Wednesday 26/6/20244



Not Trading OTC

Company Name	Code	Previous Average price
Rabee Securities	FRSE	—
Karmal Brokerage	FKSX	10.000



Not Trading Bonds Bulletin

Bond type	Publish type	Code	last trading price	immortilize date
Banaa Bonds / million ID	First	CB10	1030000	12/10/2025
Banaa Bonds / million ID	second	CB20	964981	19/12/2025
Amara Bonds /500 thousand	First	CB25	—	10/09/2025
Amara Bonds /Million ID	First	CB30	984000	10/09/2027
Amara Bonds /500 thousand	Second	CB35	—	—
Amara Bonds /Million ID	Second	CB40	—	—
Amara Bonds /500 thousand	Third	CB45	—	—
Amara Bonds /Million ID	Third	CB50	—	—

Iraq Stock Exchange non trading companies on Wednesday 26/6/2024

Company Names	Code	Previous Average Price	Closing Price
Banking Sector			
Asia Al Iraq Islamic Bank	BAIB	0.900	0.900
Cihan Islamic Bank	BCIH	2.200	2.200
Union Bank of Iraq	BUOI	0.220	0.220
National Islamic Bank	BNAI	0.620	0.620
Elaf Islamic Bank	BELF	0.440	0.440
Sumer Commerical Bank	BSUC	0.090	0.090
Al-Taif Islamic Bank	BTIB	0.690	0.690
Kurdistan International Bank	BKUI	0.900	0.900
United Bank	BUND	0.080	0.080
Telecommunication Sector			
Al-Khatem Telecoms	TZNI	2.700	2.700
Insurance Sector			
Al-Ameen for Insurance	NAME	0.650	0.650
Dar Al-Salam for Insurance	NDSA	0.930	0.750
Services Sector			
Al-Nukhba for construction	SNUC	0.650	0.650
Rehab Karbala	HKAR	0.800	0.800
Industry Sector			
Iraqi Engineering Works	IIEW	3.850	3.850
Al -Khazer Road for Construction Material	IKHC	2.100	2.100
National Chemical &Plastic	INCP	1.800	1.800
Al-Mansour Pharmaceuticals	IMAP	1.840	1.840
Hotels Sector			
Baghdad Hotel	HBAG	10.600	10.600
Babylon Hotel	HBAY	105.010	105.010
National for Tourist Investment	HNTI	10.800	10.800
Al-Mansour Hotel	HMAN	45.000	45.000
Agriculture Sector			
Middle East for Production- Fish	AMEF	7.400	7.400
Al-Ahlyia agricultural production	AAHP	0.900	0.900
Company Names	Code	Previous Average Price	Closing Price
Banks Sector			
World Islamic Bank	BWOR	1.000	1.000
Arabiya Islamic Bank	BAAI	1.000	1.000
Zain Al-Iraq Islamic Bank	BZII	0.340	0.340
Al-Qurtas Islamic Bank	BQUR	1.000	1.000
Arabiya Islamic Bank	BAAI	1.000	1.000
Ameen Al Iraq Islamic Bank	BAME	1.000	1.000
Al- Qabidh Islamic Bank	BQAB	0.240	0.240
Al Anssari Islamic Bank	BANS	1.000	1.000
Iraq Noor Islamic Bank	BINI	1.050	1.050
Erbil Bank	BERI	0.110	0.110
Trans Iraq Bank for Investment	BTRI	0.740	0.740
AL- Mashreq al-Arabi Islamic Bank	BAMS	-	-
Erbil Bank	BERI	0.110	0.110
Trust International Islamic Bank	BTRU	0.750	0.750
Al Janoob Islamic Bank Investment	BJAB	1.000	1.000
Al Mustashar Bank	BMUI	1.000	1.000
Region Trade Bank	BRTB	1.000	1.000
Insurance Sector			
Al -Hamraa Insurance	NHAM	0.950	0.950
Alahliya For Insurance	NAHF	0.310	0.310
Investment Sector			
Al-Zawraa for Financial Investment	VZAF	0.180	0.180
Al-Ameen for Financial Investment	VAMF	1.000	1.000
AL-Wiaam for Financial Investment	VWIF	0.350	0.350
Bain Al-Nahrain Financial Investment	VMES	0.900	0.900

Industry Sector			
Modern chemical industries	IMCI	100.000	100.000
Baghdad for Packing Materials	IBPM	2.800	2.800
National Furniture Industries	IHFI	2.300	2.300
Agriculture Sector			
Al-Ribas for Poultry and Fodder	AREB	-	-
Company Names	Code	Previous Average Price	Closing Price
Banks Sector			
Babylon Bank	BBAY	0.070	0.070
Investment Sector			
AL- Batek Investment	VBAT	0.380	0.380
Alkhair for financial Investment	VKHF	0.200	0.200
Services Sector			
AL-Badia for General Trans	SBAG	0.600	0.600
General Transportation	SIGT	0.990	0.990
Industry Sector			
Iraqi Carton Manufacturies	IICM	1.350	1.350
Al-Hilal Industries	IHLI	1.080	1.080
Modern Construction Materials	IMCM	0.520	0.520
Hotels Sector			
Palestine Hotel	HPAL	21.000	21.000
Al-Sadeer Hotel	HSAD	29.000	29.000

Iraq Stock Exchange Suspended Companies

Al-Rajih Islamic Bank (BRAJ)	19/09/2021	The trading suspended for not produce the Annual disclosure for 2020 at closing price (1.000) ID.
North Bank (BNOR)	31/10/2022	The trading suspended by ISC decision at closing price (0.070) ID.

Iraq Stock Exchange News of listed companies Wednesday 26/6/2024

Companies News

Alahliya For Insurance(NAHF)	General Assembly Meeting will be hold on Tuesday 2/7/2024 at the company to discuss financial statement of 2022 , discuss the deficit, elect five members of Administration council, increasing in company capital from 7 billion to 15 billion according to (55/first) . Trading has been suspend on Thursday 27/6/2024 .
Al-Kindi of Veterinary Vaccines(IKLV)	General Assembly Meeting will be hold on Wednesday 3/7/2024 at the company to elect new five board of Council Administration . Trading has been suspend on Sunday 30/6/2024 .
Region Trade Bank(BRTB)	General Assembly Meeting will be hold on Thursday 4/7/2024 at the company to elect new seven board of Council Administration . Trading has been suspend on Monday 1/7/2024 .
Iraqi For Tufted Carpets(IITC)	General Assembly Meeting will be hold on Sunday 14/7/2024 at the Iraqi Economic Union to discuss financial statement of 2023 . Trading has been suspend on Tuesday 9/7/2024 .
out of trading	
Babil Animal&vegetable Products (ABAP)	General Assembly Meeting will be hold on Sunday 19/5/2024 at the Al Jadriya to discuss financial statement of 2021,2022 , cash dividend , discuss the deficit Trading has been suspend on Thursday 7/12/2023 .
Iraqi Land Transport (SILT)	General Assembly Meeting will be hold on Wednesday 6/3/2024 at the Trade Ministry VIP Hall to resign the current board of Administration and elect new five board of Administration .Trading has been suspend on Sunday 3/3/2024.
Ashur International Bank (BASH)	General Assembly Meeting will be hold on Wednesday 29/5/2024 at the Alriyada Station to discuss financial statement of 2022 , cash dividend, elect seven members of Administration council . Trading has been suspend on Sunday 26/5/2024 .
International Development Bank(EDB)	General Assembly Meeting will be hold on Tuesday 4/6/2024 at the company Al Mansour Branch to discuss financial statement of 2023 ,cash dividend , increasing in company capital from 300 billion to 400 billion according to 56/ Fourth. Trading has been suspend on Tuesday 4/6/2024 .
Ibdaa Al-Sharq Al-Awsat (SIBD)	General Assembly Meeting will be hold on Tuesday 11/6/2024 at the Iraqi Middle East Bank to resign the Auditors and elect new one . Trading has been suspend on Thursday 6/6/2024 .
Tourist Village of Mosul dam (HTVM)	General Assembly Meeting will be hold on Friday 28/6/2024 at Al Mousil Modern Plaza Hall to discuss financial statement of 2023. Trading has been suspend on Monday 24/6/2024 .
Gulf Insurance(NGIR)	General Assembly Meeting will be hold on Sunday 30/6/2024 at AlHunting Club to discuss reduce the board of Council Administration from seven to five and election new five . Trading has been suspend on Monday 24/6/2024 .