

# Iraq Stock Exchange



Trading Session Sunday 26/5/2024 -

Traded Volume 981,473,907

ISX Index 60 922.71

Previous ISX Index60 927.20

Change % -0.48

Change -4.49

Listed Companies 103

Traded Companies 37

General Assembly Co. 4

Suspended Co. 2

Bulletin No (98) of 2024

Traded Value 943,265,811 Trades 571

ISX Index 15 1033.55

Previous ISX Index15 1037.69

Change % -0.4

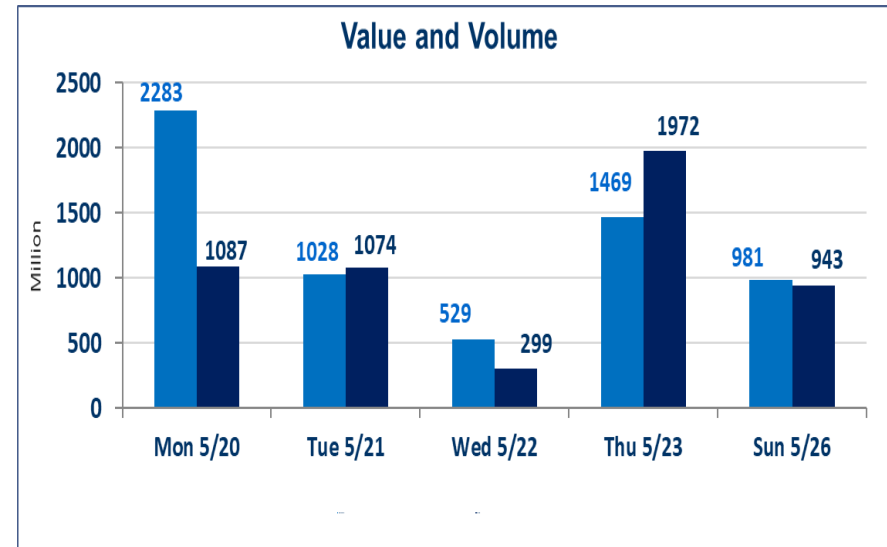
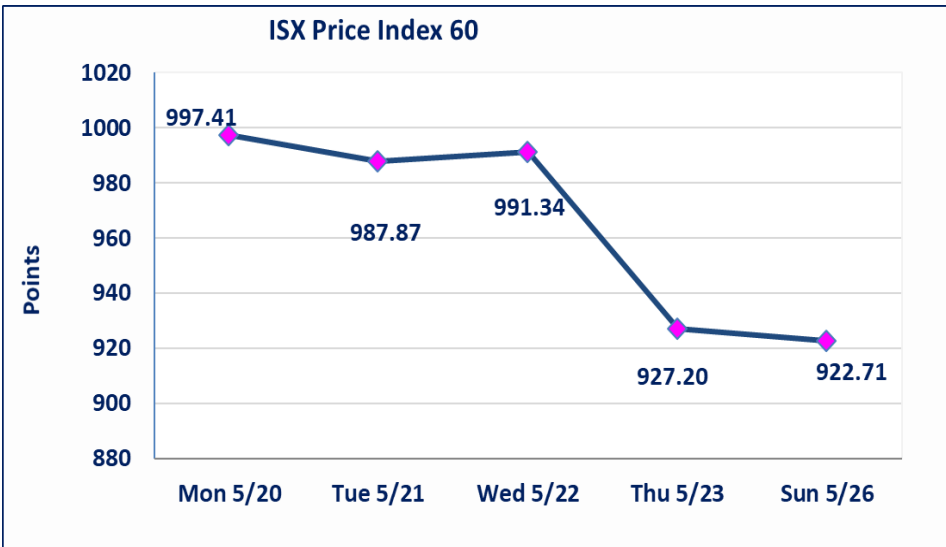
Change -4.14

Non Traded Co. 60

High Companies 5

Low Companies 11

Un Listed Companies OTC 2



### Gainers

Company Name	Closing Price	Change (%)	Traded Volume
Ashour Hotel	17.000	6.25	19,000
Baghdad -Iraq Transportation	38.500	4.05	2,267,208
International Islamic Bank	0.280	3.70	70,100,000
Gulf Commercial Bank	0.290	3.57	295,711,007
Al-Mansour Pharmaceuticals	1.850	0.54	2,000,000

### Losers

Company Name	Closing Price	Change (%)	Traded Volume
Al Attaa Islamic Bank	0.130	-7.14	6,000,000
Ready Made Clothes	3.300	-5.71	2,061,178
The Light Industries	0.690	-4.17	3,000,000
National Chemical &Plastic	1.800	-2.70	5,422,309
Iraqi Carton Manufacturies	1.100	-1.79	100,000

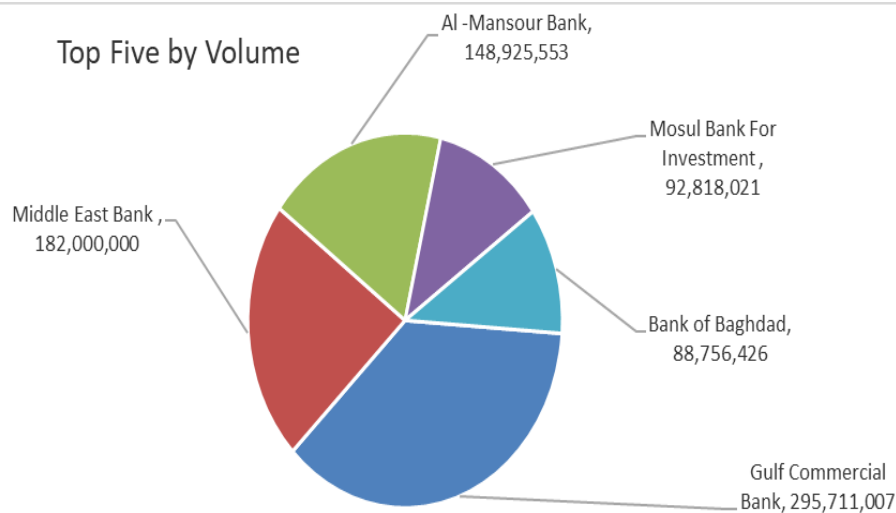
### Traded Volume

Company Name	Closing Price	Change (%)	Traded Volume
Gulf Commercial Bank	0.290	3.57	295,711,007
Middle East Bank	0.110	0.00	182,000,000
Al -Mansour Bank	1.340	0.00	148,925,553
Mosul Bank For Investment	0.170	0.00	92,818,021
Bank of Baghdad	3.300	-1.49	88,756,426

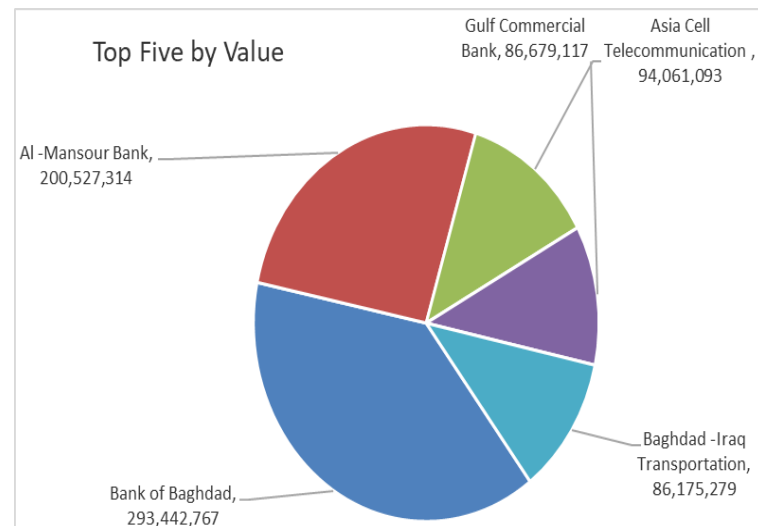
### Traded Value

Company Name	Closing Price	Change (%)	Traded Value
Bank of Baghdad	3.300	-1.49	293,442,767
Al -Mansour Bank	1.340	0.00	200,527,314
Asia Cell Telecommunication	9.400	-0.53	94,061,093
Gulf Commercial Bank	0.290	3.57	86,679,117
Baghdad -Iraq Transportation	38.500	4.05	86,175,279

Top Five by Volume



Top Five by Value



## Regular Market Bulletin No (98)



Company Name	Code	opening Price	highest price	lowest price	Average price	Prev Average price	Closing Price	prev closing price	change (%)	No.of Trades	Traded Volume	Traded Value
<b>Banks Sector</b>												
Bank of Baghdad	BBOB	3.340	3.340	3.280	3.310	3.320	3.300	3.350	-1.49	102	88,756,426	293,442,767
Commercial Bank of Iraq	BCOI	0.890	0.890	0.880	0.880	0.890	0.880	0.890	-1.12	8	3,814,052	3,357,366
Economy Bank	BEFI	0.220	0.220	0.220	0.220	0.220	0.220	0.220	0.00	2	2,000,000	440,000
Gulf Commercial Bank	BGUC	0.280	0.300	0.280	0.290	0.280	0.290	0.280	3.57	62	295,711,007	86,679,117
Investment Bank of Iraq	BIBI	0.400	0.400	0.400	0.400	0.400	0.400	0.400	0.00	2	154,772	61,909
Iraqi Islamic Bank	BIIB	1.170	1.170	1.160	1.160	1.180	1.160	1.170	-0.85	21	8,565,225	9,946,661
Middle East Bank	BIME	0.110	0.110	0.110	0.110	0.110	0.110	0.110	0.00	55	182,000,000	20,020,000
Kurdistan International Bank	BKUI	0.900	0.900	0.900	0.900	0.900	0.900	0.900	0.00	2	890,121	801,109
Mosul Bank For Investment	BMFI	0.170	0.170	0.170	0.170	0.170	0.170	0.170	0.00	24	92,818,021	15,779,064
Al -Mansour Bank	BMNS	1.340	1.360	1.340	1.350	1.330	1.340	1.340	0.00	82	148,925,553	200,527,314
National Bank of Iraq	BNOI	2.830	2.870	2.820	2.830	2.860	2.820	2.830	-0.35	16	10,252,562	28,993,100
Sumer Commerical Bank	BSUC	0.100	0.100	0.100	0.100	0.100	0.100	0.100	0.00	2	10,000,000	1,000,000
United Bank	BUND	0.080	0.080	0.080	0.080	0.080	0.080	0.080	0.00	4	20,000,000	1,600,000
<b>Total Of Banks Sector</b>										<b>382</b>	<b>863,887,739</b>	<b>662,648,406</b>
<b>Telecommunication Sector</b>												
Asia Cell Telecommunication	TASC	9.450	9.450	9.380	9.400	9.370	9.400	9.450	-0.53	47	10,003,869	94,061,093
<b>Total Of Telecommunication</b>										<b>47</b>	<b>10,003,869</b>	<b>94,061,093</b>
<b>Services Sector</b>												
Baghdad -Iraq Transportatio	SBPT	37.000	39.000	37.000	38.010	37.000	38.500	37.000	4.05	37	2,267,208	86,175,279
<b>Total Of Services Sector</b>										<b>37</b>	<b>2,267,208</b>	<b>86,175,279</b>
<b>Industry Sector</b>												
Baghdad Soft Drinks	IBSD	4.280	4.280	4.250	4.270	4.260	4.270	4.280	-0.23	10	4,109,317	17,535,377
Iraqi Marketing Date	IIDP	1.670	1.670	1.670	1.670	1.680	1.670	1.670	0.00	2	1,549,142	2,587,067
Al-Kindi of Veterinary Vaccin	IKLV	1.620	1.650	1.620	1.650	1.650	1.650	1.650	0.00	3	2,428,141	4,005,833
Al-Mansour Pharmaceutical	IMAP	1.850	1.850	1.850	1.850	1.840	1.850	1.840	0.54	1	2,000,000	3,700,000
Ready Made Clothes	IRMC	3.300	3.300	3.290	3.300	3.500	3.300	3.500	-5.71	9	2,061,178	6,792,276
<b>Total Of Industry Sector</b>										<b>25</b>	<b>12,147,778</b>	<b>34,620,552</b>
<b>Hotels Sector</b>												
Ishtar Hotel	HISH	9.600	9.650	9.600	9.600	9.570	9.600	9.600	0.00	8	1,250,000	12,002,500
<b>Total Of Hotels Sector</b>										<b>8</b>	<b>1,250,000</b>	<b>12,002,500</b>
<b>Agriculture Sector</b>												
Al-Ahlyia agricultural product	AAHP	0.950	0.950	0.950	0.950	0.950	0.950	0.950	0.00	1	10,000	9,500
Agricultural Products Meat	AIPM	4.750	4.750	4.750	4.750	4.750	4.750	4.750	0.00	1	1,000	4,750
Iraqi Agricultural Products	AIRP	23.850	23.850	23.850	23.850	23.850	23.850	23.850		6	807	19,247
Iraqi for Seed Production	AISP	8.100	8.100	8.050	8.060	8.060	8.050	8.050	0.00	16	1,294,000	10,433,640
<b>Total Of Agriculture Sector</b>										<b>24</b>	<b>1,305,807</b>	<b>10,467,137</b>
<b>Total Of Regular</b>										<b>523</b>	<b>890,862,401</b>	<b>899,974,967</b>

## Non Regular Market Bulletin No (98)

Company Name	Code	opening Price	highest price	lowest price	Average price	Prev Average price	Closing Price	prev closing price	change (%)	No.of Trades	Traded Volume	Traded Value
<b>Banks Sector</b>												
International Islamic Bank	BINT	0.280	0.280	0.280	0.280	0.270	0.280	0.270	3.70	2	70,100,000	19,628,000
Al Attaa Islamic Bank	BLAD	0.130	0.130	0.130	0.130	0.140	0.130	0.140	-7.14	3	6,000,000	780,000
Credit Bank	BROI	0.950	0.950	0.950	0.950	0.950	0.950	0.950	0.00	2	3,000,000	2,850,000
<b>Total Of Banks Sector</b>										<b>7</b>	<b>79,100,000</b>	<b>23,258,000</b>
<b>Services Sector</b>												
Al-Ameen Estate Investmen	SAEI	2.670	2.670	2.670	2.670	2.670	2.670	2.670	0.000	3	650,000	1,735,500
<b>Total Of Services Sector</b>										<b>3</b>	<b>650,000</b>	<b>1,735,500</b>
<b>Industry Sector</b>												
Fallujah for construction Ma	IFCM	3.540	3.550	3.540	3.550	3.550	3.550	3.550	0.000	5	1,251,000	4,436,040
<b>Total Of Industry Sector</b>										<b>5</b>	<b>1,251,000</b>	<b>4,436,040</b>
<b>Hotels Sector</b>												
Ashour Hotel	HASH	17.000	17.000	17.000	17.000	16.000	17.000	16.000	6.25	3	19,000	323,000
<b>Total Of Hotels Sector</b>										<b>3</b>	<b>19,000</b>	<b>323,000</b>
<b>Total of Non Regular</b>										<b>18</b>	<b>81,020,000</b>	<b>29,752,540</b>

## Undisclosed Platform Companies Bulletin (98)

Company Name	Code	opening Price	highest price	lowest price	Average price	Prev Average price	Closing Price	prev closing price	change (%)	No.of Trades	Traded Volume	Traded Value
<b>Industry Sector</b>												
Electronic Industries	IELI	0.750	0.750	0.750	0.750	0.750	0.750	0.750	0.00	3	44,197	33,148
Al-Hilal Industries	IHLI	0.990	0.990	0.990	0.990	0.990	0.990	0.990	0.00	2	1,000,000	990,000
Iraqi Carton Manufacturies	IICM	1.100	1.100	1.100	1.100	1.110	1.100	1.120	-1.79	2	100,000	110,000
National Chemical &Plastic	INCP	1.800	1.800	1.800	1.800	1.850	1.800	1.850	-2.70	20	5,422,309	9,760,156
The Light Industries	ITLI	0.690	0.690	0.690	0.690	0.720	0.690	0.720	-4.17	2	3,000,000	2,070,000
<b>Total Of Industry Sector</b>										<b>29</b>	<b>9,566,506</b>	<b>12,963,304</b>
<b>Hotels Sector</b>												
Palestine Hotel	HPAL	23.000	23.000	23.000	23.000	23.000	23.000	23.000	0.00	1	25,000	575,000
<b>Total Of Hotels Sector</b>										<b>1</b>	<b>25,000</b>	<b>575,000</b>
<b>Total of un disclosed</b>										<b>30</b>	<b>9,591,506</b>	<b>13,538,304</b>
<b>Grand Total</b>										<b>571</b>	<b>981,473,907</b>	<b>943,265,811</b>

Iraq Stock Exchange  
Non Iraqis' Bulletin Sunday May 26 2024  
Regular Market



Non Iraqi Trading of Regular Market (Buy)

Company Names	Code	No.of trades	Traded Shares	Trading Volume
<b>Banks Sector</b>				
Bank Of Baghdad	BBOB	8	10,500,000	34,617,942
<b>Total Bank sector</b>		<b>8</b>	<b>10,500,000</b>	<b>34,617,942</b>
<b>Telecommunication Sector</b>				
Asia cell	TASC	3	300,000	2,820,000
<b>Total Telecommunication sector</b>		<b>3</b>	<b>300,000</b>	<b>2,820,000</b>
<b>Grand Total</b>		<b>11</b>	<b>10,800,000</b>	<b>37,437,942</b>

Non Iraqi Trading of Regular Market (Sell)

Company Names	Code	No.of trades	Traded Shares	Trading Volume
<b>Banks Sector</b>				
Bank Of Baghdad	BBOB	4	3,000,000	9,940,000
Iraqi Middle East Investment B	BIME	1	1,200,000	132,000
<b>Total Bank sector</b>		<b>5</b>	<b>4,200,000</b>	<b>10,072,000</b>
<b>Telecommunication Sector</b>				
Asia cell	TASC	25	5,000,000	47,000,000
<b>Total Telecommunication sector</b>		<b>25</b>	<b>5,000,000</b>	<b>47,000,000</b>
<b>Grand Total</b>		<b>30</b>	<b>9,200,000</b>	<b>57,072,000</b>

Non Iraqi Trading of Second Market (Sell)

Company Names	Code	No.of trades	Traded Shares	Trading Volume
<b>Hotel Sector</b>				
Ashour Hotel	HASH	3	19,000	323,000
<b>Total Hotel Sector</b>		<b>3</b>	<b>19,000</b>	<b>323,000</b>
<b>Grand Total</b>		<b>3</b>	<b>19,000</b>	<b>323,000</b>

# Iraq Stock Exchange



Trading Session Sunday 26/5/2024

## Not Trading OTC

Company Name	Code	Previous Average price
Rabee Securities	FRSE	—
Karmal Brokerage	FKSX	10.000



## Not Trading Bonds Bulletin

Bond type	Publish type	Code	last trading price	immortilize date
Banaa Bonds / million ID	First	CB10	1030000	10/12/2025
Banaa Bonds / million ID	second	CB20	964981	19/12/2025
Amara Bonds /500 thousand	First	CB25	—	9/10/2025
Amara Bonds /Million ID	First	CB30	984000	9/10/2027
Amara Bonds /500 thousand	Second	CB35	—	—
Amara Bonds /Million ID	Second	CB40	—	—
Amara Bonds /500 thousand	Third	CB45	—	—
Amara Bonds /Million ID	Third	CB50	—	—

## Iraq Stock Exchange non trading companies on Sunday 26/5/2024

Company Names	Code	Previous Average Price	Closing Price
<b>Banking Sector</b>			
Cihan Islamic Bank	BCIH	2.200	2.200
Asia Al Iraq Islamic Bank	BAIB	0.900	0.900
Elaf Islamic Bank	BELF	0.470	0.470
National Islamic Bank	BNAI	0.620	0.620
Union Bank of Iraq	BUOI	0.210	0.220
Al-Taif Islamic Bank	BTIB	0.700	0.700
<b>Insurance Sector</b>			
Al-Khatem Telecoms	TZNI	2.750	2.700
<b>Insurance Sector</b>			
Al-Ameen for Insurance	NAME	0.600	0.600
Dar Al-Salam for Insurance	NDSA	0.840	0.840
Gulf Insurance	NGIR	0.400	0.400
<b>Services Sector</b>			
Rehab Karbala	HKAR	0.800	0.800
Kharkh Tour Amuzement City	SKTA	4.650	4.650
Al-Mosul for funfairs	SMOF	8.700	8.700
Mamoura Realestate Investment	SMRI	6.960	6.970
Al-Nukhba for construction	SNUC	0.670	0.700
<b>Industry Sector</b>			
Al -Khazer Road for Construction Material	IKHC	2.500	2.500
Iraqi Engineering Works	IIEW	3.850	3.850
Iraqi For Tufted Carpets	IITC	15.000	15.000
Modern Sewing	IMOS	10.490	10.490
Metallic Industries and Bicycles	IMIB	1.850	1.850
<b>Hotels Sector</b>			
Tourist Village of Mosul dam	HTVM	11.000	11.000
Babylon Hotel	HBAY	110.000	110.000
Baghdad Hotel	HBAG	10.900	10.900
Al-Mansour Hotel	HMAN	45.000	45.000
National for Tourist Investment	HNTI	10.770	10.770
<b>Agriculture Sector</b>			
Middle East for Production- Fish	AMEF	7.400	7.400
Modern for Animal Production	AMAP	0.450	0.450
Company Names	Code	Previous Average Price	Closing Price
<b>Banks Sector</b>			
World Islamic Bank	BWOR	1.000	1.000
Arabiya Islamic Bank	BAAI	1.000	1.000
Zain Al-Iraq Islamic Bank	BZII	0.340	0.340
Al-Qurtas Islamic Bank	BQUR	1.000	1.000
Arabiya Islamic Bank	BAAI	1.000	1.000
Al Janoob Islamic Bank Investment	BJAB	1.000	1.000
Ameen Al Iraq Islamic Bank	BAME	1.000	1.000
International Development Bank	BIDB	1.000	1.000
Al- Qabidh Islamic Bank	BQAB	0.240	0.240
Al Anssari Islamic Bank	BANS	1.000	1.000
Iraq Noor Islamic Bank	BINI	1.050	1.050
Erbil Bank	BERI	0.110	0.110
Trust International Islamic Bank	BTRU	0.750	0.750
Trans Iraq Bank for Investment	BTRI	0.740	0.740
AL- Mashreq al-Arabi Islamic Bank	BAMS	-	-
Region Trade Bank	BRTB	1.000	1.000
Al Mustashar Bank	BMUI	1.000	1.000
Erbil Bank	BERI	0.110	0.110



<b>Insurance Sector</b>			
<b>Alahliya For Insurance</b>	<b>NAHF</b>	<b>0.330</b>	<b>0.330</b>
<b>Al -Hamraa Insurance</b>	<b>NHAM</b>	<b>0.950</b>	<b>0.950</b>
<b>Investment Sector</b>			
<b>Al-Zawraa for Finanical Investment</b>	<b>VZAF</b>	<b>0.180</b>	<b>0.180</b>
<b>AL-Wiaam for Financial Investment</b>	<b>VWIF</b>	<b>0.310</b>	<b>0.350</b>
<b>Bain Al-Nahrain Financial Investment</b>	<b>VMES</b>	<b>0.900</b>	<b>0.900</b>
<b>Services Sector</b>			
<b>Ibdaa Al-Sharq Al-Awsat</b>	<b>SIBD</b>	<b>1.000</b>	<b>1.000</b>
<b>Industry Sector</b>			
<b>Baghdad for Packing Materials</b>	<b>IBPM</b>	<b>2.230</b>	<b>3.120</b>
<b>National Furniture Industries</b>	<b>IHFI</b>	<b>2.300</b>	<b>2.300</b>
<b>Modern chemical industries</b>	<b>IMCI</b>	<b>100.000</b>	<b>100.000</b>
<b>Agriculture Sector</b>			
<b>Al-Ribas for Poultry and Fodder</b>	<b>AREB</b>	<b>-</b>	<b>-</b>
<b>Company Names</b>	<b>Code</b>	<b>Previous Average Price</b>	<b>Closing Price</b>
<b>Banks Sector</b>			
<b>Babylon Bank</b>	<b>BBAY</b>	<b>0.090</b>	<b>0.090</b>
<b>Services Sector</b>			
<b>General Transportation</b>	<b>SIGT</b>	<b>0.950</b>	<b>0.950</b>
<b>AL-Badia for General Trans</b>	<b>SBAG</b>	<b>0.600</b>	<b>0.600</b>
<b>IndustrySector</b>			
<b>Modern Construction Materials</b>	<b>IMCM</b>	<b>0.600</b>	<b>0.600</b>
<b>Investment Sector</b>			
<b>AL- Batek Investment</b>	<b>VBAT</b>	<b>0.380</b>	<b>0.380</b>
<b>Alkhair for financial Investment</b>	<b>VKHF</b>	<b>0.200</b>	<b>0.200</b>
<b>Hotels Sector</b>			
<b>Al-Sadeer Hotel</b>	<b>HSAD</b>	<b>28.000</b>	<b>28.000</b>



### Iraq Stock Exchange Suspended Companies

Al-Rajih Islamic Bank (BRAJ)	9/19/2021	The trading suspended for not produce the Annual disclosure for 2020 at closing price (1.000) ID.
North Bank (BNOR)	31/10/2022	The trading suspended by ISC decision at closing price (0.070) ID.

## Iraq Stock Exchange News of listed companies Sunday 26/5/2024

### Companies News

Al Janoob Islamic Bank Investment (BJIB)	General Assembly Meeting will be hold on Saturday 1/6/2024 at the company to discuss financial statement of 2023 , cash dividend . Trading has been suspend on Tuesday 28/5/2024 .
Cihan Islamic Bank (BCIH)	General Assembly Meeting will be hold on Friday 7/6/2024 at the company to discuss increasing in company capital according to 55/ First . Trading has been suspend on Tuesday 4/6/2024 .
Gulf Commercial Bank (BGUC)	General Assembly Meeting will be hold on Friday 7/6/2024 at Erbil / Armada Hotel to discuss financial statement of 2023 . Trading has been suspend on Tuesday 4/6/2024 .
National Islamic Bank (BNAI)	General Assembly Meeting will be hold on Saturday 8/6/2024 at the company to discuss financial statement of 2023 , increasing in company capital from 301 billion to 351 billion according to 55/ First &second. Trading has been suspend on Tuesday 4/6/2024 .
Ibdaa Al-Sharq Al-Awsat (SIBD)	General Assembly Meeting will be hold on Tuesday 11/6/2024 at the Iraqi Middle East Bank to resign the Auditors and elect new one . Trading has been suspend on Thursday 6/6/2024 .
Tourist Village of Mosul dam (HTVM)	General Assembly Meeting will be hold on Friday 28/6/2024 at Al Mousil Modern Plaza Hall to discuss financial statement of 2023. Trading has been suspend on Monday 24/6/2024 .

### out of trading

Babil Animal&vegetable Products (ABAP)	General Assembly Meeting will be hold on Sunday 19/5/2024 at the Al Jadriya to discuss financial statement of 2021,2022 , cash dividend , discuss the deficit Trading has been suspend on Thursday 7/12/2023 .
Iraqi Land Transport (SILT)	General Assembly Meeting will be hold on Wednesday 6/3/2024 at the Trade Ministry VIP Hall to resign the current board of Administration and elect new five board of Administration .Trading has been suspend on Sunday 3/3/2024.
Al-Ameen for Financial Investment (AFI)	General Assembly Meeting will be hold on Tuesday 28/5/2024 at the company to discuss financial statement of 2023 , discuss the deficit . Trading has been suspend on Thursday 23/5/2024 .
Ashur International Bank (BASH)	General Assembly Meeting will be hold on Wednesday 29/5/2024 at the Alriyada Station to discuss financial statement of 2022 , cash dividend, elect seven members of Administration council . Trading has been suspend on Sunday 26/5/2024 .