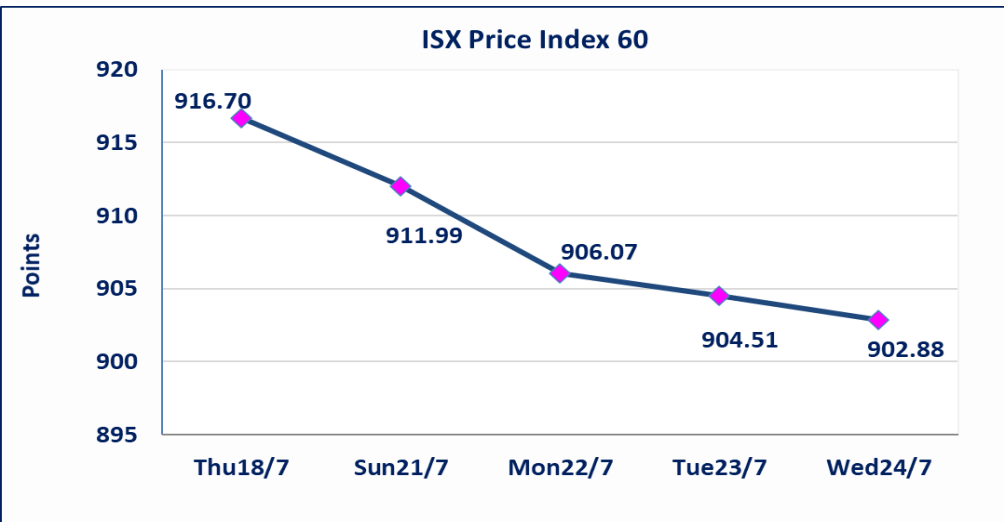


Iraq Stock Exchange

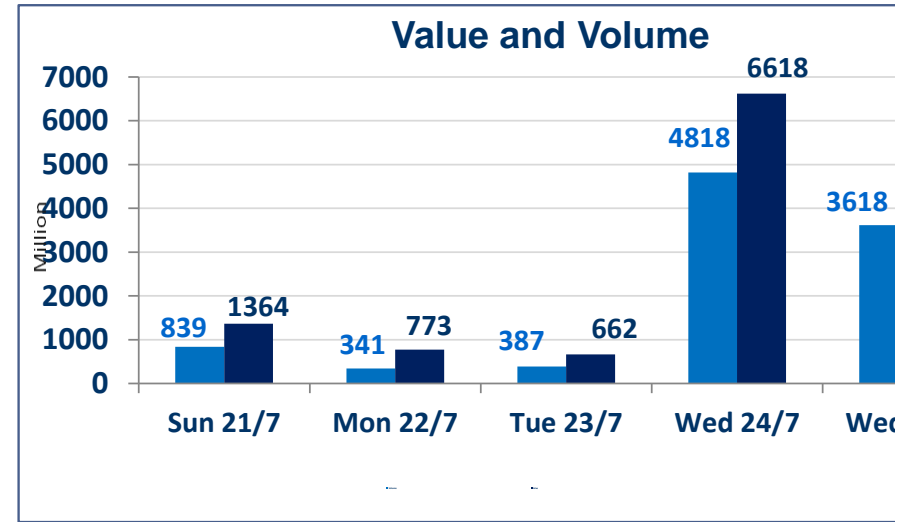
Trading Session Thursday 25/7/2024 -

Traded Volume	3,618,065,095
ISX Index 60	906.05
Previous ISX Index60	902.88
Change %	0.35
Change	3.17
Listed Companies	103
Traded Companies	39
General Assembly Co.	7
Suspended Co.	4



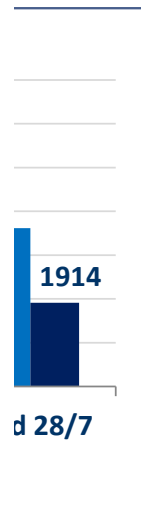
Bulletin No (134) of 2024

Traded Value	1,914,901,721	Traders 591
ISX Index 15	1018.34	
Previous ISX Index15	1019.22	
Change %	-0.09	
Change	-0.88	
Non Traded Co.	53	
High Companies	11	
Low Companies	10	
Un Listed Companies OTC	2	



Special Orders

Al Furat brokerage Firms (Buy) & (Sell) executed International Cross to Al -Mansour Bank with volume (2,200,000,000) share and value (700,000,000) IQD, on an additional session time after 12 o'clock .



Gainers

Company Name	Closing Price	Change (%)	Traded Volume
Iraqi Carton Manufacturies	1.610	4.55	1,912,541
Al-Ameen for Insurance	0.650	3.17	100,000
Al-Ahlyia agricultural production	0.930	2.20	107,047
Baghdad Soft Drinks	4.560	1.79	62,825,832
Kharkh Tour Amusement City	4.110	1.48	1,799,577

Losers

Company Name	Closing Price	Change (%)	Traded Volume
Iraq Noor Islamic Bank	0.740	-7.50	3,000,000
Mosul Bank For Investment	0.180	-5.26	40,140,000
Al-Ameen Estate Investment	2.410	-4.74	406,030
Mamoura Realestate Investmen	5.950	-2.30	2,910,926
National Bank of Iraq	2.570	-2.28	24,702,731

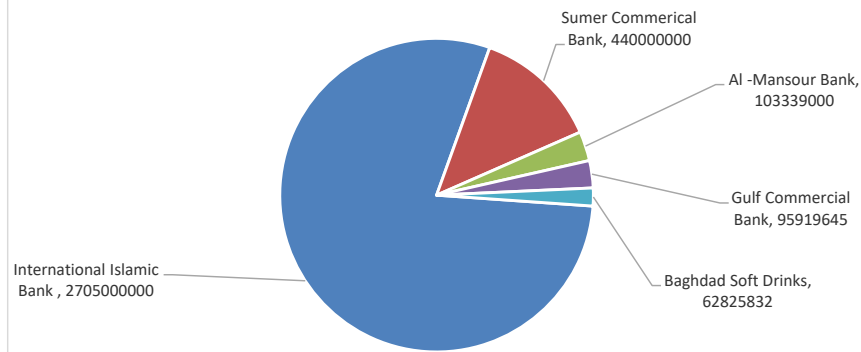
Traded Volume

Company Name	Closing Price	Change (%)	Traded Volume
International Islamic Bank	0.360	0.00	2,705,000,000
Sumer Commerical Bank	0.090	0.00	440,000,000
Al -Mansour Bank	1.400	0.72	103,339,000
Gulf Commercial Bank	0.340	0.00	95,919,645
Baghdad Soft Drinks	4.560	1.79	62,825,832

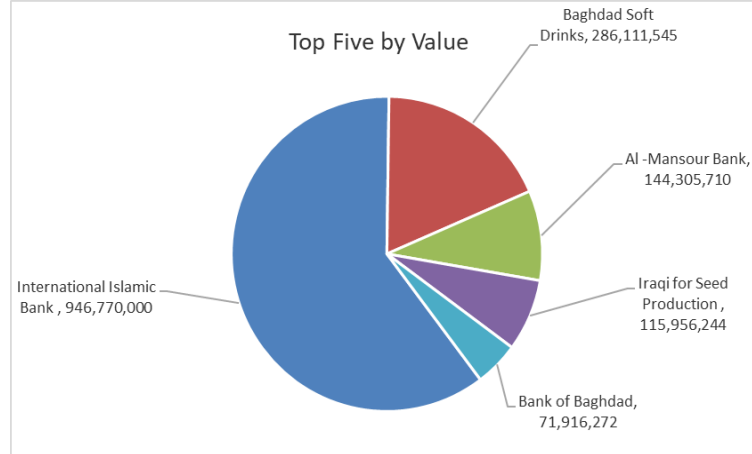
Traded Value

Company Name	Closing Price	Change (%)	Traded Value
International Islamic Bank	0.360	0.00	946,770,000
Baghdad Soft Drinks	4.560	1.79	286,111,545
Al -Mansour Bank	1.400	0.72	144,305,710
Iraqi for Seed Production	9.490	-0.63	115,956,244
Bank of Baghdad	3.000	0.00	71,916,272

Top Five by Volume



Top Five by Value



Regular Market Bulletin No (134)



Company Name	Code	opening Price	highest price	lowest price	Average price	Prev Average price	Closing Price	prev closing price	change (%)	No.of Trades	Traded Volume	Traded Value
Banks Sector												
Ashur International Bank	BASH	0.290	0.290	0.290	0.290	0.290	0.290	0.290	0.00	2	5,130,000	1,487,700
Bank of Baghdad	BBOB	3.000	3.000	2.970	2.990	3.000	3.000	3.000	0.00	35	24,058,532	71,916,272
Commercial Bank of Iraq	BCOI	0.820	0.820	0.820	0.820	0.810	0.820	0.820	0.00	2	411,969	337,815
Economy Bank	BEFI	0.220	0.220	0.220	0.220	0.220	0.220	0.220	0.00	4	4,348,284	956,622
Gulf Commercial Bank	BGUC	0.340	0.340	0.330	0.340	0.340	0.340	0.340	0.00	16	95,919,645	32,602,579
Investment Bank of Iraq	BIBI	0.340	0.340	0.340	0.340	0.340	0.340	0.340	0.00	1	143	49
Iraqi Islamic Bank	BIIB	1.140	1.150	1.140	1.150	1.140	1.150	1.140	0.88	42	37,934,177	43,613,304
Mosul Bank For Investment	BMFI	0.180	0.180	0.180	0.180	0.190	0.180	0.190	-5.26	12	40,140,000	7,225,200
Al -Mansour Bank	BMNS	1.390	1.400	1.390	1.400	1.390	1.400	1.390	0.72	55	103,339,000	144,305,710
National Bank of Iraq	BNOI	2.620	2.620	2.570	2.600	2.610	2.570	2.630	-2.28	48	24,702,731	64,203,061
Sumer Commerical Bank	BSUC	0.090	0.090	0.090	0.090	0.090	0.090	0.090	0.00	22	440,000,000	39,600,000
United Bank	BUND	0.080	0.080	0.080	0.080	0.080	0.080	0.080	0.00	4	24,459,379	1,956,750
Total Of Banks Sector										243	800,443,860	408,205,062
Telecommunication Sector												
Asia Cell Telecommunication	TASC	9.390	9.400	9.380	9.390	9.380	9.390	9.370	0.21	33	3,554,879	33,386,304
Total Of Telecommunication										33	3,554,879	33,386,304
Insurance Sector												
Al-Ameen for Insurance	NAME	0.640	0.650	0.640	0.650	0.630	0.650	0.630	3.17	2	100,000	64,961
Dar Al-Salam for Insurance	NDSA	0.830	0.830	0.830	0.830	0.820	0.830	0.820	1.22	1	1,000,000	830,000
Insurance Sector										3	1,100,000	894,961
Services Sector												
Baghdad -Iraq Transportatio	SBPT	41.000	41.000	41.000	41.000	41.510	41.000	41.500	-1.20	10	470,000	19,270,000
Kharkh Tour Amuzement Cit	SKTA	4.020	4.110	4.020	4.080	4.050	4.110	4.050	1.48	20	1,799,577	7,347,787
Mamoura Realestate Investr	SMRI	6.000	6.000	5.950	5.990	6.010	5.950	6.090	-2.30	11	2,910,926	17,425,010
Al-Nukhba for construction	SNUC	0.650	0.650	0.650	0.650	0.650	0.650	0.650	0.00	22	3,000,000	1,950,000
Total Of Services Sector										63	8,180,503	45,992,797
Industry Sector												
Baghdad Soft Drinks	IBSD	4.470	4.610	4.470	4.550	4.470	4.560	4.480	1.79	83	62,825,832	286,111,545
Iraqi For Tufted Carpets	IITC	14.800	14.800	14.500	14.550	14.900	14.600	14.900	-2.01	5	155,000	2,255,250
Al-Mansour Pharmaceuticals	IMAP	1.890	1.890	1.890	1.890	1.890	1.890	1.890	0.00	18	4,328,297	8,180,481
Modern Sewing	IMOS	8.910	8.910	8.900	8.900	8.900	8.900	8.900	0.00	4	100,000	890,247
Ready Made Clothes	IRMC	3.450	3.450	3.450	3.450	3.450	3.450	3.450	0.00	3	220,000	759,000
Total Of Industry Sector										113	67,629,129	298,196,523
Hotels Sector												
Baghdad Hotel	HBAG	11.000	11.000	10.800	10.810	11.000	10.800	11.000	-1.82	3	150,000	1,622,000
Al-Mansour Hotel	HMAN	42.000	42.000	42.000	42.000	42.000	42.000	42.000	0.00	2	1,000,000	42,000,000
Total Of Hotels Sector										5	1,150,000	43,622,000
Agriculture Sector												
Al-Ahlyia agricultural produc	AAHP	0.930	0.930	0.930	0.930	0.910	0.930	0.910	2.20	1	107,047	99,554
Babil Animal&vegetable Pro	ABAP	1.000	1.000	1.000	1.000	-	1.000	1.000	0.00	1	3,875	3,875
Iraqi Agricultural Products	AIRP	23.000	23.000	23.000	23.000	22.050	23.000	23.000	0.00	1	2,000	46,000
Iraqi for Seed Production	AISP	9.540	9.600	9.350	9.450	9.750	9.490	9.550	-0.63	85	12,275,140	115,956,244
Total Of Agriculture Sector										88	12,388,062	116,105,673
Total Of Regular										548	894,446,433	946,403,319

Non Regular Market Bulletin No (133)

Company Name	Code	opening Price	highest price	lowest price	Average price	Prev Average price	Closing Price	prev closing price	change (%)	No.of Trades	Traded Volume	Traded Value
Banks Sector												
Iraq Noor Islamic Bank	BINI	0.740	0.740	0.740	0.740	0.800	0.740	0.800	-7.50	1	3,000,000	2,220,000
International Islamic Bank	BINT	0.350	0.360	0.350	0.350	0.350	0.360	0.350	0.00	8	2,705,000,000	946,770,000
Credit Bank	BROI	0.850	0.860	0.850	0.850	0.850	0.860	0.850	1.18	6	5,590,091	4,757,478
Total Of Banks Sector										15	2,713,590,091	953,747,478
Services Sector												
Al-Ameen Estate Investment	SAEI	2.510	2.510	2.410	2.510	2.530	2.410	2.530	-4.74	3	406,030	1,018,135
Total Of Services Sector										3	406,030	1,018,135
Industry Sector												
Fallujah for construction Ma	IFCM	3.550	3.550	3.550	3.550	3.530	3.550	3.530	0.57	6	1,300,000	4,615,000
Total Of Industry Sector										6	1,300,000	4,615,000
Total of Non Regular										24	2,715,296,121	959,380,614

Undisclosed Platform Companies Bulletin (134)

Company Name	Code	opening Price	highest price	lowest price	Average price	Prev Average price	Closing Price	prev closing price	change (%)	No.of Trades	Traded Volume	Traded Value
Investment Sector												
Alkhair for financial Investm	VKHF	0.240	0.240	0.240	0.240	0.240	0.240	0.240	0.00	1	10,000	2,400
Total Of Investment Sector										1	10,000	2,400
Industry Sector												
Al-Hilal Industries	IHLI	1.080	1.080	1.080	1.080	1.090	1.080	1.100	-1.82	3	4,180,000	4,514,400
Iraqi Carton Manufacturies	IICM	1.530	1.610	1.530	1.600	1.510	1.610	1.540	4.55	7	1,912,541	3,069,188
The Light Industries	ITLI	0.690	0.690	0.690	0.690	0.690	0.690	0.690	0.00	8	2,220,000	1,531,800
Total Of Industry Sector										18	8,312,541	9,115,388
Total of										19	8,322,541	9,117,788
Grand Total										591	3,618,065,095	1,914,901,721

Iraq Stock Exchange
Non Iraqis' Bulletin Thursday July 25 2024
Regular Market



Non Iraqi Trading of Regular Market (Sell)

Company Names	Code	No.of trades	Traded Shares	Trading Volume
Banks Sector				
Bank Of Baghdad	BBOB	6	5,000,000	15,000,000
Total Bank sector		6	5,000,000	15,000,000
Telecommunication Sector				
Asia cell	TASC	2	500,000	4,700,000
Total Telecommunication sector		2	500,000	4,700,000
Grand Total		8	5,500,000	19,700,000



Not Trading Bonds Bulletin

Bond type	Publish type	Code	last trading price	immortilize date
Banaa Bonds / million ID	First	CB10	1030000	12/10/2025
Banaa Bonds / million ID	second	CB20	964981	19/12/2025
Amara Bonds /500 thousand	First	CB25	—	10/09/2025
Amara Bonds /Million ID	First	CB30	984000	10/09/2027
Amara Bonds /500 thousand	Second	CB35	—	—
Amara Bonds /Million ID	Second	CB40	—	—
Amara Bonds /500 thousand	Third	CB45	—	—
Amara Bonds /Million ID	Third	CB50	—	—

Iraq Stock Exchange

Thursday 25/7/2024



Not Trading OTC

Company Name	Code	Previous Average price
Rabee Securities	FRSE	—
Karmal Brokerage	FKSX	10.000

Iraq Stock Exchange non trading companies on Thursday 25/7/2024

Company Names	Code	Previous Average Price	Closing Price
Banking Sector			
Asia Al Iraq Islamic Bank	BAIB	0.900	0.900
Cihan Islamic Bank	BCIH	2.200	2.200
National Islamic Bank	BNAI	0.620	0.620
Elaf Islamic Bank	BELF	0.440	0.440
Middle East Bank	BIME	0.100	0.100
Kurdistan International Bank	BKUI	1.100	1.100
Union Bank of Iraq	BUOI	0.220	0.220
Telecommunication Sector			
Al-Khatem Telecoms	TZNI	2.440	0.630
Services Sector			
Al-Mosul for funfairs	SMOF	8.100	8.100
Rehab Karbala	HKAR	0.700	0.700
Industry Sector			
Metallic Industries and Bicycles	IMIB	2.010	2.200
Iraqi Engineering Works	IIEW	4.370	4.370
Al-Kindi of Veterinary Vaccines	IKLV	1.600	1.600
Iraqi Marketing Date	IIDP	1.410	1.410
Al -Khazer Road for Construction Material	IKHC	2.100	2.100
Hotels Sector			
Tourist Village of Mosul dam	HTVM	11.000	11.000
National for Tourist Investment	HNTI	11.500	11.500
Babylon Hotel	HBAY	105.000	105.000
Ishtar Hotel	HISH	9.720	9.700
Agriculture Sector			
Agricultural Products Meat	AIPM	5.500	5.500
Middle East for Production- Fish	AMEF	7.500	7.500
Company Names	Code	Previous Average Price	Closing Price
Banks Sector			
World Islamic Bank	BWOR	1.000	1.000
Arabiya Islamic Bank	BAAI	1.000	1.000
Al-Qurtas Islamic Bank	BQUR	1.000	1.000
Arabiya Islamic Bank	BAAI	1.000	1.000
Al- Qabidh Islamic Bank	BQAB	0.240	0.240
Al Anssari Islamic Bank	BANS	1.000	1.000
Erbil Bank	BERI	0.110	0.110
AL- Mashreq al-Arabi Islamic Bank	BAMS	-	-
Erbil Bank	BERI	0.110	0.110
Trust International Islamic Bank	BTRU	0.750	0.750
Al Janoob Islamic Bank Investment	BJAB	1.000	1.000
Al Mustashar Bank	BMUI	1.000	1.000
Region Trade Bank	BRTB	1.000	1.000
Region Trade Bank	BRTB	1.000	1.000
Al Attaa Islamic Bank	BLAD	0.140	0.140
Zain Al-Iraq Islamic Bank	BZII	0.340	0.340
Ameen Al Iraq Islamic Bank	BAME	1.000	1.000
Insurance Sector			
Al -Hamraa Insurance	NHAM	0.900	0.900
Alahliya For Insurance	NAHF	0.310	0.310
Investment Sector			
Al-Zawraa for Financial Investment	VZAF	0.180	0.180
Al-Ameen for Financial Investment	VAMF	1.000	1.000
AL-Wiaam for Financial Investment	VWIF	0.350	0.350
Bain Al-Nahrain Financial Investment	VMES	0.900	0.900
Industry Sector			
Modern chemical industries	IMCI	100.000	100.000
National Furniture Industries	IHFI	2.300	2.300
Baghdad for Packing Materials	IBPM	2.800	2.800

Hotels Sector			
Ashour Hotel	HASH	21.000	21.000
Agriculture Sector			
Al-Ribas for Poultry and Fodder	AREB	-	-
Company Names	Code	Previous Average Price	Closing Price
Banks Sector			
Babylon Bank	BBAY	0.070	0.070
Services Sector			
AL-Badia for General Trans	SBAG	0.580	0.580
General Transportation	SIGT	0.970	0.970
Investment Sector			
AL- Batek Investment	VBAT	0.380	0.380
Hotels Sector			
Al-Sadeer Hotel	HSAD	28.750	28.750
Palestine Hotel	HPAL	21.000	21.000
Industry Sector			
Electronic Industries	IELI	0.690	
Modern Construction Materials	IMCM	0.520	0.520

Iraq Stock Exchange Suspended Companies

Al-Rajih Islamic Bank (BRAJ)	19/09/2021	The trading suspended for not produce the Annual disclosure for 2020 at closing price (1.000) ID.
North Bank (BNOR)	31/10/2022	The trading suspended by ISC decision at closing price (0.070) ID.
Gulf Insurance (NGIR)	14/07/2024	The trading suspended for not produce the quarterly disclosure for the first quarter of 2024 at closing price (0.420) ID.
Modern for Animal Production (AMAF)	14/07/2024	The trading suspended for not produce the quarterly disclosure for the first quarter of 2024 at closing price (0.500) ID.

Iraq Stock Exchange News of listed companies Thursday 25/7/2024

Companies News	
Trans Iraq Bank for Investment(BTRI)	General Assembly Meeting will be hold on Monday 29/7/2024 at the company o discuss financial statement of 2023, discuss the cash dividend .Trading has been suspend on Wednesday 24/7/2024 .
Karmal Brokerage (FKSX)	General Assembly Meeting will be hold on Tuesday 30/7/2024 at the company to discuss financial statement of 2023, discuss the cash dividend , increasing in company capital from (260,000,000) ID to (600,000,000) ID according to (second /55) . last session will be on Monday 29/7/2024 .and re trading will be on Wednesday session 31/7/2024 .
Gulf Insurance (NGIR)	General Assembly Meeting will be hold on Satruday 3/8/2024 at the company to elect 7 new members of Administration council .the company suspended by ISC decision for not produce the quarterly disclosure for the first quarter of 2024 .
Iraqi Marketing Date(IIDP)	General Assembly Meeting will be hold on Wednesday 14/8/2024 at the company o discuss financial statement of 2020,2021, discuss the cash dividendand loses ,discuss the deficit,elect 6 new members of Administration council .Trading has been suspend on Sunday 11/8/2024 .
Alahliya For Insurance(NAHF)	General Assembly Meeting will be hold on Thursday 29/8/2024 at the company to discuss financial statement of 2023 , cash dividend . Trading has been suspend on Monday 26/8/2024 .
Dar Al-Salam for Insurance (NDSA)	General Assembly Meeting will be hold on Sunday 9/8/2024 at the company to discuss financial statement of 2023 , cash dividend . Trading has been suspend on Wednesday 3/9/2024 .
out of trading	
Iraqi Land Transport (SILT)	General Assembly Meeting will be hold on Wednesday 6/3/2024 at the Trade Ministry VIP Hall to resign the current board of Administration and elect new five board of Administration .Trading has been suspend on Sunday 3/3/2024.
International Development Bank(IEB)	General Assembly Meeting will be hold on Tuesday 4/6/2024 at the company Al Mansour Branch to discuss financial statement of 2023 ,cash dividend , increasing in company capital from 300 billion to 400 billion according to 56/ Fourth. Trading has been suspend on Tuesday 4/6/2024 .
Ibdaa Al-Sharq Al-Awsat (SIBD)	General Assembly Meeting will be hold on Tuesday 11/6/2024 at the Iraqi Middle East Bank to resign the Auditors and elect new one . Trading has been suspend onThursday 6/6/2024 .
National Chemical &Plastic (INCP)	General Assembly Meeting will be hold on Tuesday 23/7/2024 at the Iraqi Economic Union to discuss financial statement of 2022, discuss the deficit . Trading has been suspend on Wednesday 17/7/2024 .
Al -Hamraa Insurance (NHAM)	General Assembly Meeting will be hold on Wednesday 24/7/2024 at the the company to discuss financial statement of 2022, elect new board . Trading has been suspend on Sunday 21/7/2024 .
Al-Taif Islamic Bank(BTIB)	General Assembly Meeting will be hold on Sunday 28/7/2024 at the company to discuss financial statement of 2023, discuss the cash dividend . Trading has been suspend on Tuesday 23/7/2024 .

|