

Iraq Stock Exchange



Trading Session Tuesday 23/7/2024 -

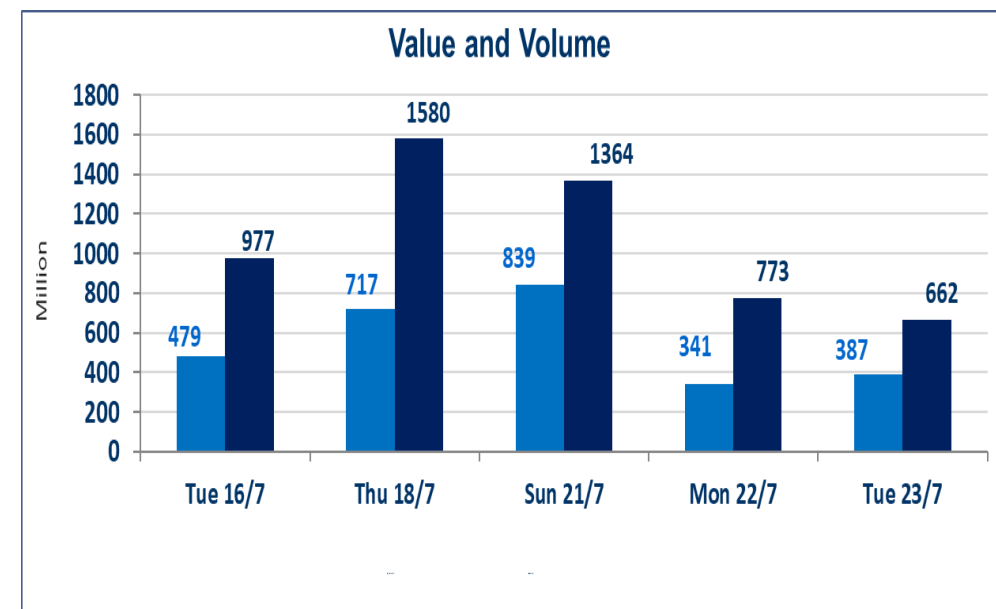
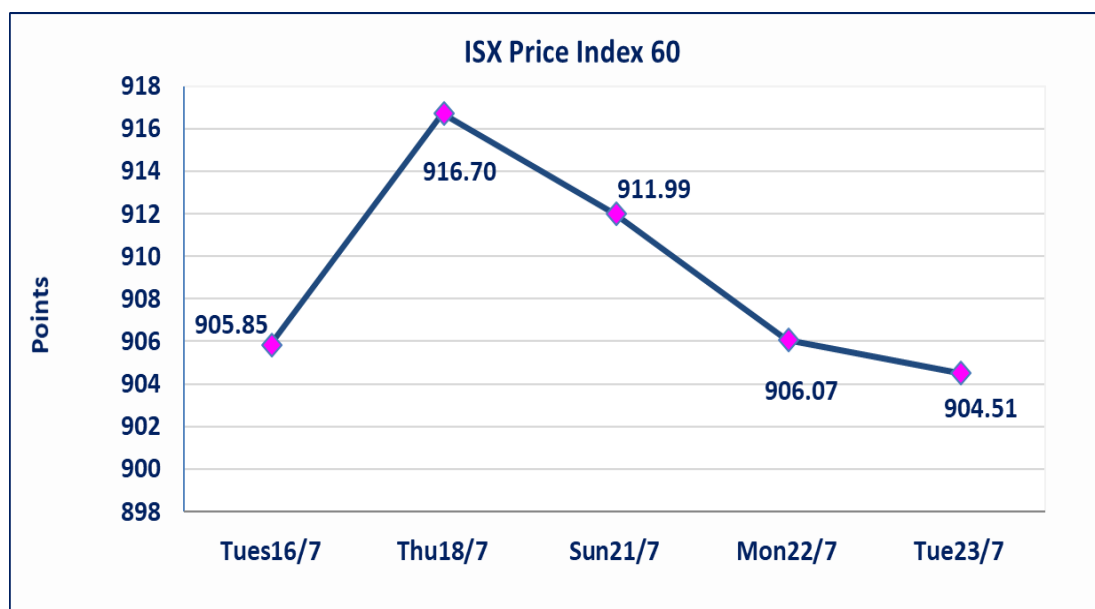
Traded Volume **387,934,045**
 ISX Index 60 **904.51**
 Previous ISX Index60 **906.07**
 Change % **-0.17**
 Change **-1.56**

Listed Companies **103**
 Traded Companies **40**
 General Assembly Co. **6**
 Suspended Co. **4**

Bulletin No (132) of 2024

Traded Value **662,946,680** Traders **549**
 ISX Index 15 **1020.10**
 Previous ISX Index15 **1019.74**
 Change % **0.04**
 Change **0.36**

Non Traded Co. **53**
 High Companies **10**
 Low Companies **10**
 Un Listed Companies OTC **2**



Gainers

Company Name	Closing Price	Change (%)	Traded Volume
Iraqi Carton Manufacturies	1.540	4.76	1,352,843
Alkhair for financial Investment	0.240	4.35	3,000,000
Baghdad Hotel	10.800	2.37	310,000
Kharkh Tour Amuzement City	4.050	1.25	310,000
Dar Al-Salam for Insurance	0.820	1.23	2,750,000

Losers

Company Name	Closing Price	Change (%)	Traded Volume
United Bank	0.080	-11.11	1,010,000
Trans Iraq Bank for Investment	0.550	-8.33	2,286,075
Modern Construction Materials	0.520	-3.70	100,000
Al-Hilal Industries	1.050	-2.78	1,020,000
Al-Ameen for Insurance	0.630	-1.56	610,000

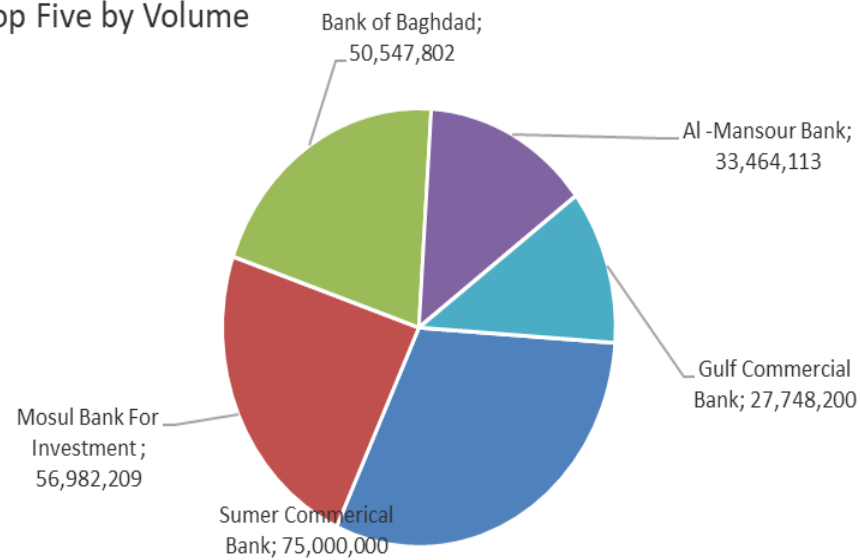
Traded Volume

Company Name	Closing Price	Change (%)	Traded Volume
Sumer Commerical Bank	0.090	0.00	75,000,000
Mosul Bank For Investment	0.190	0.00	56,982,209
Bank of Baghdad	3.000	-0.99	50,547,802
Al -Mansour Bank	1.400	0.72	33,464,113
Gulf Commercial Bank	0.340	0.00	27,748,200

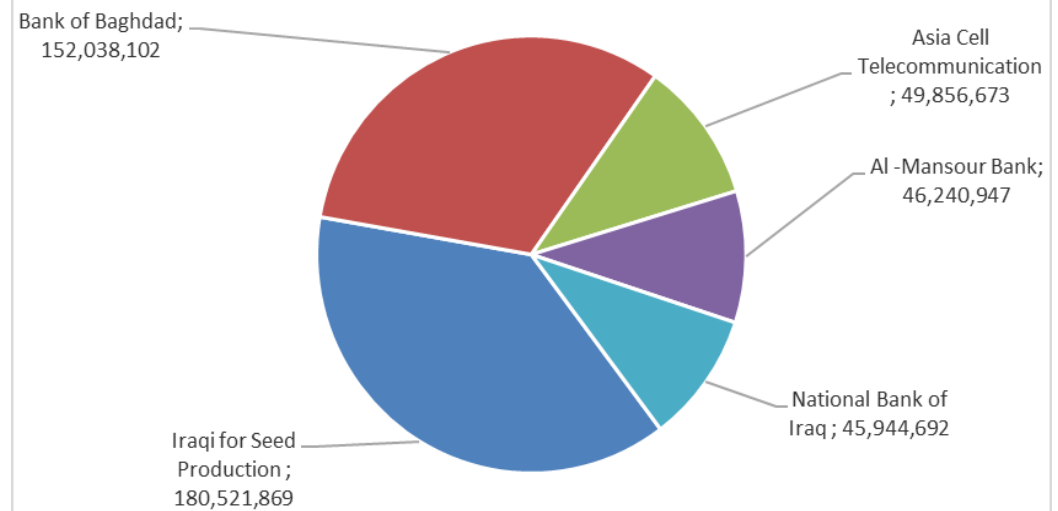
Traded Value

Company Name	Closing Price	Change (%)	Traded Value
Iraqi for Seed Production	9.900	0.00	180,521,869
Bank of Baghdad	3.000	-0.99	152,038,102
Asia Cell Telecommunication	9.450	0.64	49,856,673
Al -Mansour Bank	1.400	0.72	46,240,947
National Bank of Iraq	2.610	-1.14	45,944,692

Top Five by Volume



Top Five by Value



Company Name	Code	opening Price	highest price	lowest price	Average price	Prev Average price
United Bank	BUND	0.090	0.090	0.080	0.080	0.090
Trans Iraq Bank for Investment	BTRI	0.560	0.560	0.550	0.550	0.600
Modern Construction Materials	IMCM	0.520	0.520	0.520	0.520	0.540
Al-Hilal Industries	IHLI	1.070	1.070	1.050	1.060	1.080
Al-Ameen for Insurance	NAME	0.630	0.630	0.630	0.630	0.640
Electronic Industries	IELI	0.700	0.700	0.690	0.690	0.700
Commercial Bank of Iraq	BCOI	0.820	0.820	0.820	0.820	0.830
Credit Bank	BROI	0.840	0.840	0.840	0.840	0.850
National Bank of Iraq	BNOI	2.660	2.660	2.610	2.620	2.650
Bank of Baghdad	BBOB	3.010	3.020	3.000	3.010	3.030
Modern Sewing	IMOS	9.000	9.190	8.850	9.000	9.000
Iraqi for Seed Production	AISP	9.750	9.970	9.400	9.610	9.980
Iraqi Islamic Bank	BIIB	1.150	1.150	1.150	1.150	1.140
Baghdad Soft Drinks	IBSD	4.390	4.400	4.350	4.360	4.400
Mosul Bank For Investment	BMFI	0.190	0.190	0.190	0.190	0.190
Gulf Commercial Bank	BGUC	0.340	0.340	0.330	0.340	0.340
Sumer Commerical Bank	BSUC	0.090	0.090	0.090	0.090	0.090
Ishtar Hotel	HISH	9.740	9.750	9.740	9.750	9.760
Middle East Bank	BIME	0.100	0.100	0.100	0.100	0.100
Investment Bank of Iraq	BIBI	0.340	0.350	0.340	0.350	0.350
Ready Made Clothes	IRMC	3.450	3.450	3.450	3.450	3.460
Economy Bank	BEFI	0.230	0.230	0.230	0.230	0.230
Al-Khatem Telecoms	TZNI	2.540	2.540	2.540	2.540	2.540
Al-Ameen Estate Investment	SAEI	2.530	2.530	2.530	2.530	2.530
Palestine Hotel	HPAL	21.000	21.000	21.000	21.000	21.000
General Transportation	SIGT	0.970	0.970	0.970	0.970	0.970
Iraqi Marketing Date	IIDP	1.420	1.420	1.420	1.420	1.420
The Light Industries	ITLI	0.690	0.690	0.690	0.690	0.690
Elaf Islamic Bank	BELF	0.440	0.440	0.440	0.440	0.440
AL-Badia for General Trans	SBAG	0.580	0.580	0.580	0.580	0.580
Asia Cell Telecommunication	TASC	9.380	9.450	9.330	9.360	9.370
Mamoura Realestate Investr	SMRI	6.050	6.090	5.990	6.010	6.050
Al -Mansour Bank	BMNS	1.380	1.400	1.380	1.380	1.390
Agricultural Products Meat	AIPM	5.500	5.550	5.500	5.510	5.500
Al-Mansour Pharmaceuticals	IMAP	1.890	1.920	1.890	1.900	1.890
Dar Al-Salam for Insurance	NDSA	0.820	0.820	0.820	0.820	0.810
Kharkh Tour Amusement Cit	SKTA	4.100	4.100	4.050	4.050	4.000
Baghdad Hotel	HBAG	10.600	10.800	10.600	10.790	10.550
Alkhair for financial Investm	VKHF	0.220	0.240	0.220	0.230	0.230
Iraqi Carton Manufacturies	IICM	1.490	1.540	1.490	1.510	1.470

Closing Price	prev closing price	change (%)	No.of Trades	Traded Volume	Traded Value
0.080	0.090	-11.11	2	1,010,000	80,900
0.550	0.600	-8.33	3	2,286,075	1,257,391
0.520	0.540	-3.70	1	100,000	52,000
1.050	1.080	-2.78	5	1,020,000	1,078,200
0.630	0.640	-1.56	3	610,000	384,300
0.690	0.700	-1.43	5	3,033,325	2,093,044
0.820	0.830	-1.20	2	1,041,059	853,668
0.840	0.850	-1.18	1	1,000,000	840,000
2.610	2.640	-1.14	35	17,516,988	45,944,692
3.000	3.030	-0.99	69	50,547,802	152,038,102
9.000	9.000	0.00	14	2,521,374	22,682,128
9.900	9.900	0.00	183	18,790,591	180,521,869
1.150	1.150	0.00	13	20,411,424	23,473,138
4.400	4.400	0.00	11	5,128,428	22,383,068
0.190	0.190	0.00	13	56,982,209	10,826,620
0.340	0.340	0.00	16	27,748,200	9,419,397
0.090	0.090	0.00	3	75,000,000	6,750,000
9.750	9.750	0.00	5	485,000	4,727,000
0.100	0.100	0.00	5	24,000,000	2,400,000
0.350	0.350	0.00	4	3,190,873	1,108,997
3.450	3.450	0.00	7	240,000	828,000
0.230	0.230	0.00	4	1,770,000	407,100
2.540	2.540	0.00	2	12,000	30,480
2.530	2.530	0.00	1	10,000	25,300
21.000	21.000	0.00	1	1,000	21,000
0.970	0.970	0.00	1	10,000	9,700
1.420	1.420	0.00	1	5,000	7,100
0.690	0.690	0.00	1	10,000	6,900
0.440	0.440	0.00	1	10,000	4,400
0.580	0.580	0.00	1	5,000	2,900
9.450	9.390	0.64	48	5,328,685	49,856,673
6.090	6.050	0.66	5	1,501,500	9,024,075
1.400	1.390	0.72	34	33,464,113	46,240,947
5.550	5.500	0.91	5	2,670,556	14,713,058
1.900	1.880	1.06	28	22,750,000	43,264,000
0.820	0.810	1.23	1	2,750,000	2,255,000
4.050	4.000	1.25	3	310,000	1,256,000
10.800	10.550	2.37	4	310,000	3,346,000
0.240	0.230	4.35	4	3,000,000	690,000
1.540	1.470	4.76	4	1,352,843	2,043,533

Regular Market Bulletin No (132)



Company Name	Code	opening Price	highest price	lowest price	Average price	Prev Average price	Closing Price	prev closing price	change (%)	No.of Trades	Traded Volume	Traded Value
Banks Sector												
Bank of Baghdad	BBOB	3.010	3.020	3.000	3.010	3.030	3.000	3.030	-0.99	69	50,547,802	152,038,102
Commercial Bank of Iraq	BCOI	0.820	0.820	0.820	0.820	0.830	0.820	0.830	-1.20	2	1,041,059	853,668
Economy Bank	BEFI	0.230	0.230	0.230	0.230	0.230	0.230	0.230	0.00	4	1,770,000	407,100
Elaf Islamic Bank	BELF	0.440	0.440	0.440	0.440	0.440	0.440	0.440	0.00	1	10,000	4,400
Gulf Commercial Bank	BGUC	0.340	0.340	0.330	0.340	0.340	0.340	0.340	0.00	16	27,748,200	9,419,397
Investment Bank of Iraq	BIBI	0.340	0.350	0.340	0.350	0.350	0.350	0.350	0.00	4	3,190,873	1,108,997
Iraqi Islamic Bank	BIIB	1.150	1.150	1.150	1.150	1.140	1.150	1.150	0.00	13	20,411,424	23,473,138
Middle East Bank	BIME	0.100	0.100	0.100	0.100	0.100	0.100	0.100	0.00	5	24,000,000	2,400,000
Mosul Bank For Investment	BMFI	0.190	0.190	0.190	0.190	0.190	0.190	0.190	0.00	13	56,982,209	10,826,620
Al -Mansour Bank	BMNS	1.380	1.400	1.380	1.380	1.390	1.400	1.390	0.72	34	33,464,113	46,240,947
National Bank of Iraq	BNOI	2.660	2.660	2.610	2.620	2.650	2.610	2.640	-1.14	35	17,516,988	45,944,692
Sumer Commerical Bank	BSUC	0.090	0.090	0.090	0.090	0.090	0.090	0.090	0.00	3	75,000,000	6,750,000
United Bank	BUND	0.090	0.090	0.080	0.080	0.090	0.080	0.090	-11.11	2	1,010,000	80,900
Total Of Banks Sector										201	312,692,668	299,547,961
Telecommunication Sector												
Asia Cell Telecommunication	TASC	9.380	9.450	9.330	9.360	9.370	9.450	9.390	0.64	48	5,328,685	49,856,673
Al-Khatem Telecoms	TZNI	2.540	2.540	2.540	2.540	2.540	2.540	2.540	0.00	2	12,000	30,480
Total Of Telecommunication										50	5,340,685	49,887,153
Insurance Sector												
Al-Ameen for Insurance	NAME	0.630	0.630	0.630	0.630	0.640	0.630	0.640	-1.56	3	610,000	384,300
Dar Al-Salam for Insurance	NDSA	0.820	0.820	0.820	0.820	0.810	0.820	0.810	1.23	1	2,750,000	2,255,000
Total Of Insurance Sector										4	3,360,000	2,639,300
Services Sector												
Kharkh Tour Amuzement Cit	SKTA	4.100	4.100	4.050	4.050	4.000	4.050	4.000	1.25	3	310,000	1,256,000
Mamoura Realestate Invest	SMRI	6.050	6.090	5.990	6.010	6.050	6.090	6.050	0.66	5	1,501,500	9,024,075
Total Of Services Sector										8	1,811,500	10,280,075
Industry Sector												
Baghdad Soft Drinks	IBSD	4.390	4.400	4.350	4.360	4.400	4.400	4.400	0.00	11	5,128,428	22,383,068
Iraqi Marketing Date	IIDP	1.420	1.420	1.420	1.420	1.420	1.420	1.420	0.00	1	5,000	7,100
Al-Mansour Pharmaceutical	IMAP	1.890	1.920	1.890	1.900	1.890	1.900	1.880	1.06	28	22,750,000	43,264,000
Modern Sewing	IMOS	9.000	9.190	8.850	9.000	9.000	9.000	9.000	0.00	14	2,521,374	22,682,128
Ready Made Clothes	IRMC	3.450	3.450	3.450	3.450	3.460	3.450	3.450	0.00	7	240,000	828,000
Total Of Industry Sector										61	30,644,802	89,164,296
Hotels Sector												
Baghdad Hotel	HBAG	10.600	10.800	10.600	10.790	10.550	10.800	10.550	2.37	4	310,000	3,346,000
Ishtar Hotel	HISH	9.740	9.750	9.740	9.750	9.760	9.750	9.750	0.00	5	485,000	4,727,000
Total Of Hotels Sector										9	795,000	8,073,000
Agriculture Sector												
Agricultural Products Meat	AIPM	5.500	5.550	5.500	5.510	5.500	5.550	5.500	0.91	5	2,670,556	14,713,058
Iraqi for Seed Production	AISP	9.750	9.970	9.400	9.610	9.980	9.900	9.900	0.00	183	18,790,591	180,521,869
Total Of Agriculture Sector										188	21,461,147	195,234,927
Total Of Regular										521	376,105,802	654,826,711

Non Regular Market Bulletin No (131)

Company Name	Code	opening Price	highest price	lowest price	Average price	Prev Average price	Closing Price	prev closing price	change (%)	No.of Trades	Traded Volume	Traded Value
Banks Sector												
Credit Bank	BROI	0.840	0.840	0.840	0.840	0.850	0.840	0.850	-1.18	1	1,000,000	840,000
Trans Iraq Bank for Investment	BTRI	0.560	0.560	0.550	0.550	0.600	0.550	0.600	-8.33	3	2,286,075	1,257,391
Total Of Banks Sector										4	3,286,075	2,097,391
Services Sector												
Al-Ameen Estate Investment	SAEI	2.530	2.530	2.530	2.530	2.530	2.530	2.530	0.00	1	10,000	25,300
Total Of Services Sector										1	10,000	25,300
Total of Non Regular										5	3,296,075	2,122,691

Undisclosed Platform Companies Bulletin (132)

Company Name	Code	opening Price	highest price	lowest price	Average price	Prev Average price	Closing Price	prev closing price	change (%)	No.of Trades	Traded Volume	Traded Value
Investment Sector												
Alkhair for financial Investment	VKHF	0.220	0.240	0.220	0.230	0.230	0.240	0.230	4.35	4	3,000,000	690,000
Total Of Investment Sector										4	3,000,000	690,000
Services Sector												
AL-Badia for General Transportation	SBAG	0.580	0.580	0.580	0.580	0.580	0.580	0.580	0.00	1	5,000	2,900
General Transportation	SIGT	0.970	0.970	0.970	0.970	0.970	0.970	0.970	0.00	1	10,000	9,700
Total Of Services Sector										2	15,000	12,600
Industry Sector												
Electronic Industries	IELI	0.700	0.700	0.690	0.690	0.700	0.690	0.700	-1.43	5	3,033,325	2,093,044
Al-Hilal Industries	IHLI	1.070	1.070	1.050	1.060	1.080	1.050	1.080	-2.78	5	1,020,000	1,078,200
Iraqi Carton Manufacturies	IICM	1.490	1.540	1.490	1.510	1.470	1.540	1.470	4.76	4	1,352,843	2,043,533
Modern Construction Materials	IMCM	0.520	0.520	0.520	0.520	0.540	0.520	0.540	-3.70	1	100,000	52,000
The Light Industries	ITLI	0.690	0.690	0.690	0.690	0.690	0.690	0.690		1	10,000	6,900
Total Of Industry Sector										16	5,516,168	5,273,677
Hotels Sector												
Palestine Hotel	HPAL	21.000	21.000	21.000	21.000	21.000	21.000	21.000	0.00	1	1,000	21,000
Total Of Hotels Sector										1	1,000	21,000
Total of										23	8,532,168	5,997,277
Grand Total										549	387,934,045	662,946,680

Iraq Stock Exchange
Non Iraqis' Bulletin Tuesday July 23 2024
Regular Market



Non Iraqi Trading of Regular Market (Buy)

Company Names	Code	No.of trades	Traded Shares	Trading Volume
Banks Sector				
Bank Of Baghdad	BBOB	2	460,000	1,387,700
Total Bank sector		2	460,000	1,387,700
Grand Total		2	460,000	1,387,700

Non Iraqi Trading of Regular Market (Sell)

Company Names	Code	No.of trades	Traded Shares	Trading Volume
Banks Sector				
Bank Of Baghdad	BBOB	9	7,000,000	21,070,000
National Bank Of Iraq	BNOI	10	6,486,848	16,970,016
Gulf Commercial Bank	BGUC	1	1,499,100	494,703
United Bank	BUND	1	1,000,000	80,000
Total Bank sector		21	15,985,948	38,614,719
Telecommunication Sector				
Asia cell	TASC	4	572,750	5,383,850
Al-Khatem Telecoms	TZNI	2	12,000	30,480
Total Telecommunication sector		6	584,750	5,414,330
Grand Total		27	16,570,698	44,029,049

Non Iraqi Trading of Second Market (Sell)

Company Names	Code	No.of trades	Traded Shares	Trading Volume
Banks Sector				
Credit Bank Of Iraq	BROI	1	1,000,000	840,000
Total Bank sector		1	1,000,000	840,000
Grand Total		1	1,000,000	840,000



Not Trading Bonds Bulletin

Bond type	Publish type	Code	last trading price	immortilize date
Banaa Bonds / million ID	First	CB10	1030000	10/12/2025
Banaa Bonds / million ID	second	CB20	964981	19/12/2025
Amara Bonds /500 thousand	First	CB25	—	9/10/2025
Amara Bonds /Million ID	First	CB30	984000	9/10/2027
Amara Bonds /500 thousand	Second	CB35	—	—
Amara Bonds /Million ID	Second	CB40	—	—
Amara Bonds /500 thousand	Third	CB45	—	—
Amara Bonds /Million ID	Third	CB50	—	—

Iraq Stock Exchange

Tuesday 23/7/2024



Not Trading OTC

Company Name	Code	Previous Average price
Rabee Securities	FRSE	—
Karmal Brokerage	FKSX	10.000

Iraq Stock Exchange non trading companies on Tuesday 23/7/2024

Company Names	Code	Previous Average Price	Closing Price
Banking Sector			
Asia Al Iraq Islamic Bank	BAIB	0.900	0.900
Cihan Islamic Bank	BCIH	2.200	2.200
National Islamic Bank	BNAI	0.620	0.620
Kurdistan International Bank	BKUI	1.000	1.000
Union Bank of Iraq	BUOI	0.220	0.220
Ashur International Bank	BASH	0.290	0.290
Services Sector			
Al-Nukhba for construction	SNUC	0.650	0.650
Al-Mosul for funfairs	SMOF	8.100	8.100
Rehab Karbala	HKAR	0.700	0.700
Baghdad -Iraq Transportation	SBPT	41.510	
Industry Sector			
Metallic Industries and Bicycles	IMIB	2.010	2.200
Iraqi Engineering Works	IIEW	4.370	4.370
Iraqi For Tufted Carpets	IITC	14.750	14.750
Al -Khazer Road for Construction Material	IKHC	2.100	2.100
Al-Kindi of Veterinary Vaccines	IKLV	1.600	1.600
Hotels Sector			
Tourist Village of Mosul dam	HTVM	11.000	11.000
Al-Mansour Hotel	HMAN	45.000	45.000
National for Tourist Investment	HNTI	11.500	11.500
Babylon Hotel	HBAY	105.000	105.000
Agriculture Sector			
Middle East for Production- Fish	AMEF	7.500	7.500
Al-Ahlyia agricultural production	AAHP	0.910	0.910
Iraqi Agricultural Products	AIRP	22.050	23.000
Babil Animal&vegetable Products	ABAP	-	-
Company Names	Code	Previous Average Price	Closing Price
Banks Sector			
World Islamic Bank	BWOR	1.000	1.000
Arabiya Islamic Bank	BAAI	1.000	1.000
Al-Qurtas Islamic Bank	BQUR	1.000	1.000
Arabiya Islamic Bank	BAAI	1.000	1.000
Al- Qabidh Islamic Bank	BQAB	0.240	0.240
Al Anssari Islamic Bank	BANS	1.000	1.000
Erbil Bank	BERI	0.110	0.110
AL- Mashreq al-Arabi Islamic Bank	BAMS	-	-
Erbil Bank	BERI	0.110	0.110
Trust International Islamic Bank	BTRU	0.750	0.750
Al Janoob Islamic Bank Investment	BJAB	1.000	1.000
Al Mustashar Bank	BMUI	1.000	1.000
Region Trade Bank	BRTB	1.000	1.000
Region Trade Bank	BRTB	1.000	1.000
Al Attaa Islamic Bank	BLAD	0.140	0.140
Zain Al-Iraq Islamic Bank	BZII	0.340	0.340
Ameen Al Iraq Islamic Bank	BAME	1.000	1.000
Iraq Noor Islamic Bank	BINI	0.800	0.800
International Islamic Bank	BINT	0.360	0.350
Insurance Sector			
Al -Hamraa Insurance	NHAM	0.900	0.900
Alahliya For Insurance	NAHF	0.310	0.310
Investment Sector			
Al-Zawraa for Finanical Investment	VZAF	0.180	0.180
Al-Ameen for Financial Investment	VAMF	1.000	1.000
AL-Wiaam for Financial Investment	VWIF	0.350	0.350
Bain Al-Nahrain Financial Investment	VMES	0.900	0.900
Industry Sector			

Modern chemical industries	IMCI	100.000	100.000
Fallujah for construction Materials	IFCM	3.540	3.550
National Furniture Industries	IHFI	2.300	2.300
Baghdad for Packing Materials	IBPM	2.800	2.800
Hotels Sector			
Ashour Hotel	HASH	19.830	20.000
Agriculture Sector			
Al-Ribas for Poultry and Fodder	AREB	-	-
Company Names	Code	Previous Average Price	Closing Price
Banks Sector			
Babylon Bank	BBAY	0.070	0.070
Investment Sector			
AL- Batek Investment	VBAT	0.380	0.380
Hotels Sector			
Al-Sadeer Hotel	HSAD	28.750	28.750

Iraq Stock Exchange Suspended Companies

Al-Rajih Islamic Bank (BRAJ)	9/19/2021	The trading suspended for not produce the Annual disclosure for 2020 at closing price (1.000) ID.
North Bank (BNOR)	31/10/2022	The trading suspended by ISC decision at closing price (0.070) ID.
Gulf Insurance (NGIR)	7/14/2024	The trading suspended for not produce the quarterly disclosure for the first quarter of 2024 at closing price (0.420) ID.
Modern for Animal Production (AMAF)	7/14/2024	The trading suspended for not produce the quarterly disclosure for the first quarter of 2024 at closing price (0.500) ID.

Iraq Stock Exchange News of listed companies Tuesday 23/7/2024

Companies News	
Trans Iraq Bank for Investment(BTRI)	General Assembly Meeting will be hold on Monday 29/7/2024 at the company o discuss financial statement of 2023, discuss the cash dividend .Trading has been suspend on Wednesday 24/7/2024 .
Karmal Brokerage (FKSX)	General Assembly Meeting will be hold on Tuesday 30/7/2024 at the company to discuss financial statement of 2023, discuss the cash dividend , increasing in company capital from (260,000,000) ID to (600,000,000) ID according to (second /55) . last session will be on Monday 29/7/2024 .and re trading will be on Wednesday session 31/7/2024 .
Gulf Insurance (NGIR)	General Assembly Meeting will be hold on Saturday 3/8/2024 at the company to elect 7 new members of Administration council .the company suspended by ISC decision for not produce the quarterly disclosure for the first quarter of 2024 .
Iraqi Marketing Date(IIDP)	General Assembly Meeting will be hold on Wednesday 14/8/2024 at the company o discuss financial statement of 2020,2021, discuss the cash dividendand loses ,discuss the deficit,elect 6 new members of Administration council .Trading has been suspend on Sunday 11/8/2024 .
Alahliya For Insurance(NAHF)	General Assembly Meeting will be hold on Thursday 29/8/2024 at the company to discuss financial statement of 2023 , cash dividend . Trading has been suspend on Monday 26/8/2024 .
Dar Al-Salam for Insurance (NDSA)	General Assembly Meeting will be hold on Sunday 9/8/2024 at the company to discuss financial statement of 2023 , cash dividend . Trading has been suspend on Wednesday 3/9/2024 .
out of trading	
Iraqi Land Transport (SILT)	General Assembly Meeting will be hold on Wednesday 6/3/2024 at the Trade Ministry VIP Hall to resign the current board of Administration and elect new five board of Administration .Trading has been suspend on Sunday 3/3/2024.
International Development Bank(BI)	General Assembly Meeting will be hold on Tuesday 4/6/2024 at the company Al Mansour Branch to discuss financial statement of 2023 ,cash dividend , increasing in company capital from 300 billion to 400 billion according to 56/ Fourth. Trading has been suspend on Tuesday 4/6/2024 .
Ibdaa Al-Sharq Al-Awsat (SIBD)	General Assembly Meeting will be hold on Tuesday 11/6/2024 at the Iraqi Middle East Bank to resign the Auditors and elect new one . Trading has been suspend onThursday 6/6/2024 .
National Chemical &Plastic (INCP)	General Assembly Meeting will be hold on Tuesday 23/7/2024 at the Iraqi Economic Union to discuss financial statement of 2022, discuss the deficit . Trading has been suspend on Wednesday 17/7/2024 .
Al -Hamraa Insurance (NHAM)	General Assembly Meeting will be hold on Wednesday 24/7/2024 at the the company to discuss financial statement of 2022, elect new board . Trading has been suspend on Sunday 21/7/2024 .
Al-Taif Islamic Bank(BTIB)	General Assembly Meeting will be hold on Sunday 28/7/2024 at the company to discuss financial statement of 2023, discuss the cash dividend . Trading has been suspend on Tuesday 23/7/2024 .