

# Iraq Stock Exchange



Trading Session Monday 22/7/2024 -

Traded Volume 341,768,431

ISX Index 60 906.07

Previous ISX Index60 911.99

Change % -0.65

Change -5.92

Listed Companies 103

Traded Companies 40

General Assembly Co. 5

Suspended Co. 4

Bulletin No (131) of 2024

Traded Value 773,381,662 Traders 647

ISX Index 15 1019.74

Previous ISX Index15 1027.43

Change % -0.75

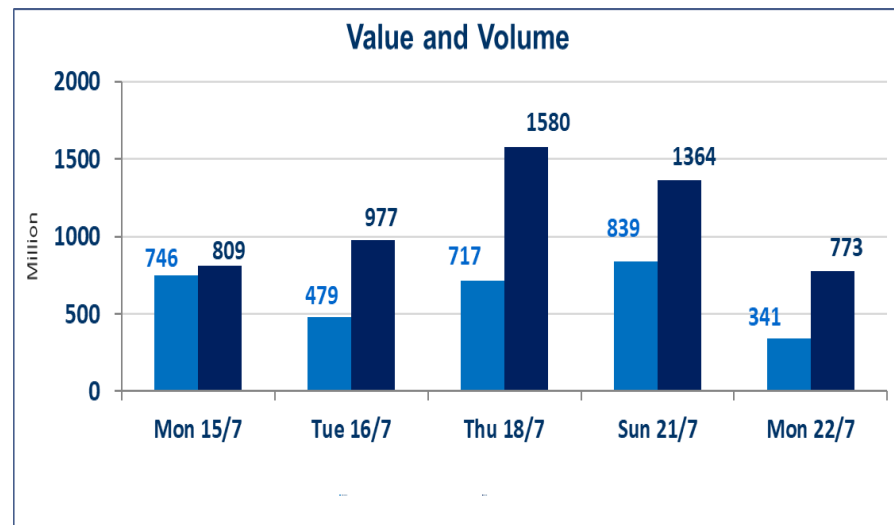
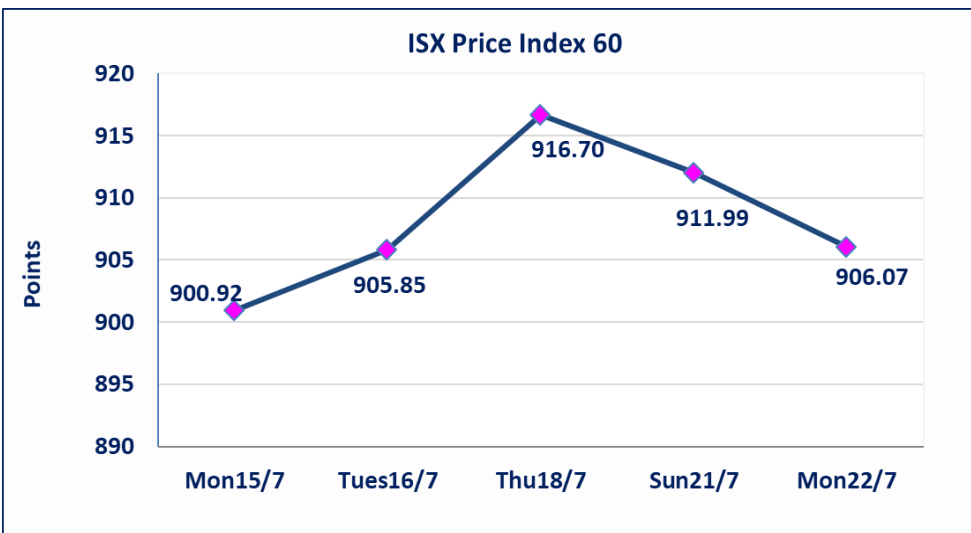
Change -7.69

Non Traded Co. 54

High Companies 5

Low Companies 20

Un Listed Companies OTC 2



### Gainers

Company Name	Closing Price	Change (%)	Traded Volume
Al-Taif Islamic Bank	0.850	8.97	2,000,000
Commercial Bank of Iraq	0.830	1.22	13,065,979
Fallujah for construction Material	3.550	1.14	5,862,326
Al-Ahlyia agricultural production	0.910	1.11	200,047
Baghdad Hotel	10.550	0.48	200,000

### Losers

Company Name	Closing Price	Change (%)	Traded Volume
Trans Iraq Bank for Investment	0.600	-6.25	781,617
Iraq Noor Islamic Bank	0.800	-5.88	626,272
Alkhair for financial Investment	0.230	-4.17	197,814
Iraqi for Seed Production	9.900	-4.07	29,515,360
Baghdad -Iraq Transportation	41.500	-3.49	169,500

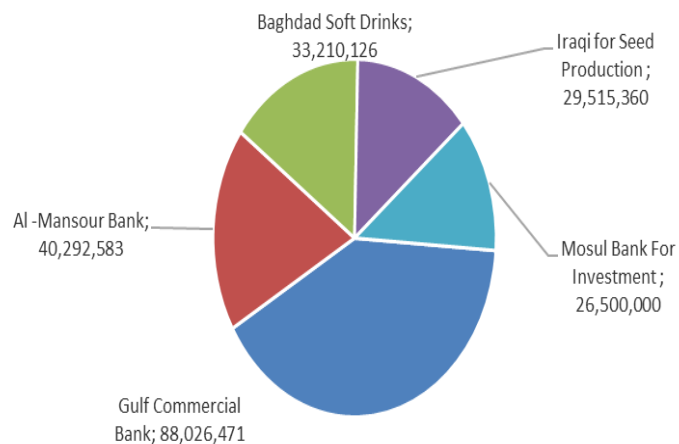
### Traded Volume

Company Name	Closing Price	Change (%)	Traded Volume
Gulf Commercial Bank	0.340	-2.86	88,026,471
Al -Mansour Bank	1.390	-0.71	40,292,583
Baghdad Soft Drinks	4.400	-1.12	33,210,126
Iraqi for Seed Production	9.900	-4.07	29,515,360
Mosul Bank For Investment	0.190	0.00	26,500,000

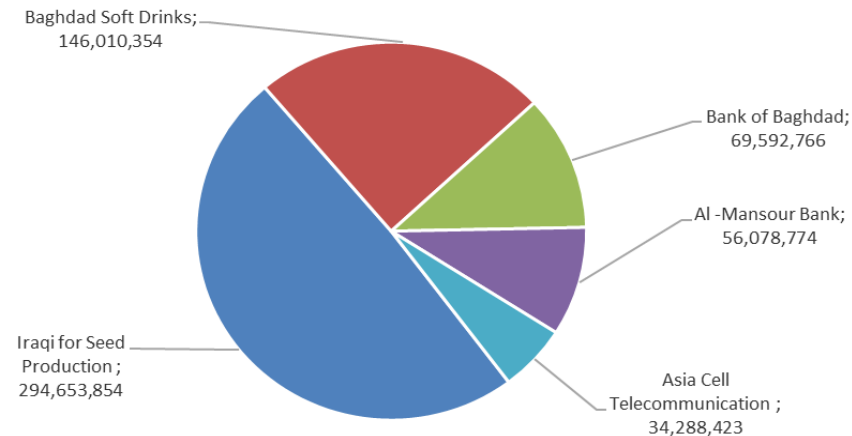
### Traded Value

Company Name	Closing Price	Change (%)	Traded Value
Iraqi for Seed Production	9.900	-4.07	294,653,854
Baghdad Soft Drinks	4.400	-1.12	146,010,354
Bank of Baghdad	3.030	-0.66	69,592,766
Al -Mansour Bank	1.390	-0.71	56,078,774
Asia Cell Telecommunication	9.390	-0.63	34,288,423

Top Five by Volume



Top Five by Value



## Regular Market Bulletin No (131)



Company Name	Code	opening Price	highest price	lowest price	Average price	Prev Average price	Closing Price	prev closing price	change (%)	No.of Trades	Traded Volume	Traded Value
<b>Banks Sector</b>												
Ashur International Bank	BASH	0.300	0.300	0.290	0.290	0.300	0.290	0.300	-3.33	6	3,881,243	1,130,531
Bank of Baghdad	BBOB	3.050	3.050	3.010	3.030	3.050	3.030	3.050	-0.66	42	23,002,762	69,592,766
Commercial Bank of Iraq	BCOI	0.820	0.840	0.820	0.830	0.820	0.830	0.820	1.22	11	13,065,979	10,894,552
Economy Bank	BEFI	0.230	0.230	0.230	0.230	0.230	0.230	0.230	0.00	5	7,990,000	1,837,700
Gulf Commercial Bank	BGUC	0.340	0.350	0.340	0.340	0.340	0.340	0.350	-2.86	34	88,026,471	29,980,000
Investment Bank of Iraq	BIBI	0.350	0.350	0.350	0.350	0.350	0.350	0.350	0.00	1	1,600,000	560,000
Iraqi Islamic Bank	BIIB	1.140	1.150	1.140	1.140	1.150	1.150	1.150	0.00	6	8,500,000	9,700,000
Middle East Bank	BIME	0.100	0.100	0.100	0.100	0.100	0.100	0.100	0.00	3	15,000,000	1,500,000
Mosul Bank For Investment	BMFI	0.190	0.190	0.190	0.190	0.190	0.190	0.190	0.00	17	26,500,000	5,035,000
Al -Mansour Bank	BMNS	1.400	1.400	1.380	1.390	1.400	1.390	1.400	-0.71	33	40,292,583	56,078,774
National Bank of Iraq	BNOI	2.680	2.680	2.640	2.650	2.680	2.640	2.680	-1.49	25	7,609,535	20,152,498
Sumer Commerical Bank	BSUC	0.090	0.090	0.090	0.090	0.090	0.090	0.090	0.00	1	240,000	21,600
Al-Taif Islamic Bank	BTIB	0.840	0.850	0.840	0.840	0.780	0.850	0.780	8.97	4	2,000,000	1,689,000
<b>Total Of Banks Sector</b>										<b>188</b>	<b>237,708,573</b>	<b>208,172,421</b>
<b>Telecommunication Sector</b>												
Asia Cell Telecommunication	TASC	9.440	9.440	9.340	9.370	9.430	9.390	9.450	-0.63	31	3,658,586	34,288,423
<b>Total Of Telecommunication</b>										<b>31</b>	<b>3,658,586</b>	<b>34,288,423</b>
<b>Insurance Sector</b>												
Al-Ameen for Insurance	NAME	0.640	0.640	0.640	0.640	0.650	0.640	0.650	-1.54	7	155,000	99,200
<b>Total Of Insurance Sector</b>										<b>7</b>	<b>155,000</b>	<b>99,200</b>
<b>Services Sector</b>												
Baghdad -Iraq Transportatio	SBPT	42.000	42.000	41.500	41.510	43.000	41.500	43.000	-3.49	6	169,500	7,035,125
Mamoura Realestate Invest	SMRI	6.100	6.100	6.050	6.050	6.100	6.050	6.100	-0.82	2	36,142	218,823
Al-Nukhba for construction	SNUC	0.650	0.650	0.650	0.650	0.650	0.650	0.650	0.00	7	435,094	282,811
<b>Total Of Services Sector</b>										<b>15</b>	<b>640,736</b>	<b>7,536,759</b>
<b>Industry Sector</b>												
Baghdad Soft Drinks	IBSD	4.450	4.450	4.360	4.400	4.460	4.400	4.450	-1.12	93	33,210,126	146,010,354
Iraqi Marketing Date	IIDP	1.440	1.440	1.410	1.420	1.420	1.420	1.440	-1.39	7	6,040,000	8,557,600
Al -Khazer Road for Construc	IKHC	2.100	2.100	2.100	2.100	2.100	2.100	2.100	0.00	3	11,833	24,849
Al-Kindi of Veterinary Vaccin	IKLV	1.600	1.600	1.600	1.600	1.600	1.600	1.600	0.00	2	50,000	80,000
Al-Mansour Pharmaceutical	IMAP	1.900	1.900	1.880	1.890	1.900	1.880	1.900	-1.05	13	5,330,245	10,056,163
Modern Sewing	IMOS	9.050	9.050	9.000	9.000	9.050	9.000	9.050	-0.55	2	51,753	465,865
<b>Total Of Industry Sector</b>										<b>120</b>	<b>44,693,957</b>	<b>165,194,831</b>
<b>Hotels Sector</b>												
Baghdad Hotel	HBAG	10.550	10.550	10.550	10.550	10.500	10.550	10.500	0.48	2	200,000	2,110,000
Ishtar Hotel	HISH	9.800	9.800	9.750	9.760	9.800	9.750	9.800	-0.51	16	1,750,000	17,072,500
<b>Total Of Hotels Sector</b>										<b>18</b>	<b>1,950,000</b>	<b>19,182,500</b>
<b>Agriculture Sector</b>												
Al-Ahlyia agricultural produ	AAHP	0.910	0.910	0.910	0.910	0.900	0.910	0.900	1.11	2	200,047	182,043
Iraqi for Seed Production	AISP	10.320	10.320	9.900	9.980	10.710	9.900	10.320	-4.07	220	29,515,360	294,653,854
Middle East for Production-	AMEF	7.500	7.500	7.500	7.500	7.500	7.500	7.500	0.00	1	150,000	1,125,000
<b>Total Of Agriculture Sector</b>										<b>223</b>	<b>29,865,407</b>	<b>295,960,897</b>
<b>Total Of Regular</b>										<b>602</b>	<b>318,672,259</b>	<b>730,435,031</b>

## Non Regular Market Bulletin No (130)

Company Name	Code	opening Price	highest price	lowest price	Average price	Prev Average price	Closing Price	prev closing price	change (%)	No.of Trades	Traded Volume	Traded Value
<b>Banks Sector</b>												
Iraq Noor Islamic Bank	BINI	0.800	0.800	0.800	0.800	0.850	0.800	0.850	-5.88	2	626,272	501,018
International Islamic Bank	BINT	0.360	0.360	0.350	0.360	0.360	0.350	0.360	-2.78	4	673,143	242,281
Credit Bank	BROI	0.960	0.960	0.840	0.850	0.850	0.850	0.850	0.00	8	1,500,000	1,273,600
Trans Iraq Bank for Investm	BTRI	0.600	0.600	0.600	0.600	0.640	0.600	0.640	-6.25	2	781,617	468,970
<b>Total Of Banks Sector</b>										<b>16</b>	<b>3,581,032</b>	<b>2,485,869</b>
<b>Services Sector</b>												
Al-Ameen Estate Investment	SAEI	2.530	2.530	2.530	2.530	2.550	2.530	2.540	-0.39	1	500,000	1,265,000
<b>Total Of Services Sector</b>										<b>1</b>	<b>500,000</b>	<b>1,265,000</b>
<b>Industry Sector</b>												
Fallujah for construction Ma	IFCM	3.510	3.550	3.500	3.540	3.560	3.550	3.510	1.14	8	5,862,326	20,744,764
<b>Total Of Industry Sector</b>										<b>8</b>	<b>5,862,326</b>	<b>20,744,764</b>
<b>Total of Non Regular</b>										<b>25</b>	<b>9,943,358</b>	<b>24,495,634</b>

## Undisclosed Platform Companies Bulletin (131)

Company Name	Code	opening Price	highest price	lowest price	Average price	Prev Average price	Closing Price	prev closing price	change (%)	No.of Trades	Traded Volume	Traded Value
<b>Investment Sector</b>												
Alkhair for financial Investm	VKHF	0.230	0.230	0.230	0.230	0.240	0.230	0.240	-4.17	3	197,814	45,497
<b>Total Of Investment Sector</b>										<b>3</b>	<b>197,814</b>	<b>45,497</b>
<b>Industry Sector</b>												
Electronic Industries	IELI	0.700	0.700	0.700	0.700	0.700	0.700	0.700	0.00	2	550,000	385,000
Al-Hilal Industries	IHLI	1.070	1.080	1.070	1.080	1.080	1.080	1.080	0.00	4	5,300,000	5,721,000
Iraqi Carton Manufacturies	IICM	1.450	1.470	1.450	1.470	1.470	1.470	1.470	0.00	8	7,010,000	10,304,500
<b>Total Of Industry Sector</b>										<b>14</b>	<b>12,860,000</b>	<b>16,410,500</b>
<b>Hotels Sector</b>												
Palestine Hotel	HPAL	21.000	21.000	21.000	21.000	21.000	21.000	21.000	0.00	3	95,000	1,995,000
<b>Total Of Hotels Sector</b>										<b>3</b>	<b>95,000</b>	<b>1,995,000</b>
<b>Total of</b>										<b>20</b>	<b>13,152,814</b>	<b>18,450,997</b>
<b>Grand Total</b>										<b>647</b>	<b>341,768,431</b>	<b>773,381,662</b>

**Iraq Stock Exchange**  
**Non Iraqis' Bulletin Monday July 22 2024**  
**Regular Market**



**Non Iraqi Trading of Regular Market (Buy)**

Company Names	Code	No.of trades	Traded Shares	Trading Volume
<b>Banks Sector</b>				
Bank Of Baghdad	BBOB	1	249,000	754,470
<b>Total Bank sector</b>		1	249,000	754,470
<b>Grand Total</b>		1	249,000	754,470

**Non Iraqi Trading of Regular Market (Sell)**

Company Names	Code	No.of trades	Traded Shares	Trading Volume
<b>Banks Sector</b>				
Bank Of Baghdad	BBOB	8	5,000,000	15,100,000
National Bank Of Iraq	BNOI	4	75,773	203,072
<b>Total Bank sector</b>		12	5,075,773	15,303,072
<b>Grand Total</b>		12	5,075,773	15,303,072



## Not Trading Bonds Bulletin

Bond type	Publish type	Code	last trading price	immortilize date
Banaa Bonds / million ID	First	CB10	1030000	12/10/2025
Banaa Bonds / million ID	second	CB20	964981	19/12/2025
Amara Bonds /500 thousand	First	CB25	—	10/09/2025
Amara Bonds /Million ID	First	CB30	984000	10/09/2027
Amara Bonds /500 thousand	Second	CB35	—	—
Amara Bonds /Million ID	Second	CB40	—	—
Amara Bonds /500 thousand	Third	CB45	—	—
Amara Bonds /Million ID	Third	CB50	—	—

# Iraq Stock Exchange

Monday 22/7/2024



## Not Trading OTC

Company Name	Code	Previous Average price
Rabee Securities	FRSE	—
Karmal Brokerage	FKSX	10.000

## Iraq Stock Exchange non trading companies on Monday 22/7/2024

Company Names	Code	Previous Average Price	Closing Price
<b>Banking Sector</b>			
Asia Al Iraq Islamic Bank	BAIB	0.900	0.900
Cihan Islamic Bank	BCIH	2.200	2.200
National Islamic Bank	BNAI	0.620	0.620
Elaf Islamic Bank	BELF	0.440	0.440
United Bank	BUND	0.090	0.090
Kurdistan International Bank	BKUI	1.000	1.000
Union Bank of Iraq	BUOI	0.220	0.220
<b>Telecommunication Sector</b>			
Al-Khatem Telecoms	TZNI	2.540	2.540
<b>Insurance Sector</b>			
Dar Al-Salam for Insurance	NDSA	0.810	0.810
<b>Services Sector</b>			
Kharkh Tour Amuzement City	SKTA	4.000	4.000
Al-Mosul for funfairs	SMOF	8.100	8.100
Rehab Karbala	HKAR	0.700	0.700
<b>Industry Sector</b>			
Metallic Industries and Bicycles	IMIB	2.010	2.200
Iraqi Engineering Works	IIEW	4.370	4.370
Iraqi For Tufted Carpets	IITC	14.750	14.750
Ready Made Clothes	IRMC	3.460	3.450
<b>Hotels Sector</b>			
Tourist Village of Mosul dam	HTVM	11.000	11.000
Al-Mansour Hotel	HMAN	45.000	45.000
National for Tourist Investment	HNTI	11.500	
Babylon Hotel	HBAY	105.000	105.000
<b>Agriculture Sector</b>			
Agricultural Products Meat	AIPM	5.500	
Iraqi Agricultural Products	AIRP	22.050	23.000
Babil Animal&vegetable Products	ABAP	–	–
Company Names	Code	Previous Average Price	Closing Price
<b>Banks Sector</b>			
World Islamic Bank	BWOR	1.000	1.000
Arabiya Islamic Bank	BAAI	1.000	1.000
Al-Qurtas Islamic Bank	BQUR	1.000	1.000
Arabiya Islamic Bank	BAAI	1.000	1.000
Al- Qabidh Islamic Bank	BQAB	0.240	0.240
Al Anssari Islamic Bank	BANS	1.000	1.000
Erbil Bank	BERI	0.110	0.110
AL- Mashreq al-Arabi Islamic Bank	BAMS	–	–
Erbil Bank	BERI	0.110	0.110
Trust International Islamic Bank	BTRU	0.750	0.750
Al Janoob Islamic Bank Investment	BJAB	1.000	1.000
Al Mustashar Bank	BMUI	1.000	1.000
Region Trade Bank	BRTB	1.000	1.000
Region Trade Bank	BRTB	1.000	1.000
Al Attaa Islamic Bank	BLAD	0.140	0.140
Zain Al-Iraq Islamic Bank	BZII	0.340	
Ameen Al Iraq Islamic Bank	BAME	1.000	1.000
<b>Insurance Sector</b>			
Al -Hamraa Insurance	NHAM	0.900	0.900
Alahliya For Insurance	NAHF	0.310	0.310
<b>Investment Sector</b>			
Al-Zawraa for Finanical Investment	VZAF	0.180	0.180
Al-Ameen for Financial Investment	VAMF	1.000	1.000
AL-Wiaam for Financial Investment	VWIF	0.350	0.350
Bain Al-Nahrain Financial Investment	VMES	0.900	0.900
<b>Industry Sector</b>			



<b>Modern chemical industries</b>	<b>IMCI</b>	<b>100.000</b>	<b>100.000</b>
<b>National Furniture Industries</b>	<b>IHFI</b>	<b>2.300</b>	<b>2.300</b>
<b>Baghdad for Packing Materials</b>	<b>IBPM</b>	<b>2.800</b>	<b>2.800</b>
<b>Hotels Sector</b>			
<b>Ashour Hotel</b>	<b>HASH</b>	<b>19.830</b>	<b>20.000</b>
<b>Agriculture Sector</b>			
<b>Al-Ribas for Poultry and Fodder</b>	<b>AREB</b>	<b>–</b>	<b>–</b>
<b>Company Names</b>	<b>Code</b>	<b>Previous Average Price</b>	<b>Closing Price</b>
<b>Banks Sector</b>			
<b>Babylon Bank</b>	<b>BBAY</b>	<b>0.070</b>	<b>0.070</b>
<b>Investment Sector</b>			
<b>AL- Batek Investment</b>	<b>VBAT</b>	<b>0.380</b>	<b>0.380</b>
<b>Services Sector</b>			
<b>AL-Badia for General Trans</b>	<b>SBAG</b>	<b>0.580</b>	<b>0.580</b>
<b>General Transportation</b>	<b>SIGT</b>	<b>0.970</b>	<b>0.970</b>
<b>Industry Sector</b>			
<b>Modern Construction Materials</b>	<b>IMCM</b>	<b>0.540</b>	<b>0.540</b>
<b>The Light Industries</b>	<b>ITLI</b>	<b>0.690</b>	<b>0.690</b>
<b>Hotels Sector</b>			
<b>Al-Sadeer Hotel</b>	<b>HSAD</b>	<b>28.750</b>	<b>28.750</b>

## Iraq Stock Exchange Suspended Companies

<b>Al-Rajih Islamic Bank (BRAJ)</b>	<b>19/09/2021</b>	The trading suspended for not produce the Annual disclosure for 2020 at closing price (1.000) ID.
<b>North Bank (BNOR)</b>	<b>31/10/2022</b>	The trading suspended by ISC decision at closing price (0.070) ID.
<b>Gulf Insurance (NGIR)</b>	<b>14/07/2024</b>	The trading suspended for not produce the quarterly disclosure for the first quarter of 2024 at closing price (0.420) ID.
<b>Modern for Animal Production (AMAP)</b>	<b>14/07/2024</b>	The trading suspended for not produce the quarterly disclosure for the first quarter of 2024 at closing price (0.500) ID.

## Iraq Stock Exchange News of listed companies Monday 22/7/2024

### Companies News

Al-Taif Islamic Bank(BTIB)	General Assembly Meeting will be hold on Sunday 28/7/2024 at the company to discuss financial statement of 2023, discuss the cash dividend . Trading has been suspend on Tuesday 23/7/2024 .
Trans Iraq Bank for Investment(BTRI)	General Assembly Meeting will be hold on Monday 29/7/2024 at the company o discuss financial statement of 2023, discuss the cash dividend .Trading has been suspend on Wednesday 24/7/2024 .
Karmal Brokerage (FKSX)	General Assembly Meeting will be hold on Tuesday 30/7/2024 at the company to discuss financial statement of 2023, discuss the cash dividend , increasing in company capital from (260,000,000) ID to (600,000,000) ID according to (second /55) . last session will be on Monday 29/7/2024 .and re trading will be on Wednesday session 31/7/2024 .
Gulf Insurance (NGIR)	General Assembly Meeting will be hold on Saturday 3/8/2024 at the company to elect 7 new members of Administration council .the company suspended by ISC decision for not produce the quarterly disclosure for the first quarter of 2024 .
Iraqi Marketing Date(IIDP)	General Assembly Meeting will be hold on Wednesday 14/8/2024 at the company o discuss financial statement of 2020,2021, discuss the cash dividendand loses ,discuss the deficit,elect 6 new members of Administration council .Trading has been suspend on Sunday 11/8/2024 .
Alahliya For Insurance(NAHF)	General Assembly Meeting will be hold on Thursday 29/8/2024 at the company to discuss financial statement of 2023 , cash dividend . Trading has been suspend on Monday 26/8/2024 .
Dar Al-Salam for Insurance (NDSA)	General Assembly Meeting will be hold on Sunday 9/8/2024 at the company to discuss financial statement of 2023 , cash dividend . Trading has been suspend on Wednesday 3/9/2024 .
out of trading	
Iraqi Land Transport (SILT)	General Assembly Meeting will be hold on Wednesday 6/3/2024 at the Trade Ministry VIP Hall to resign the current board of Administration and elect new five board of Administration .Trading has been suspend on Sunday 3/3/2024.
International Development Bank(ED)	General Assembly Meeting will be hold on Tuesday 4/6/2024 at the company Al Mansour Branch to discuss financial statement of 2023 ,cash dividend , increasing in company capital from 300 billion to 400 billion according to 56/ Fourth. Trading has been suspend on Tuesday 4/6/2024 .
Ibdaa Al-Sharq Al-Awsat (SIBD)	General Assembly Meeting will be hold on Tuesday 11/6/2024 at the Iraqi Middle East Bank to resign the Auditors and elect new one . Trading has been suspend on Thursday 6/6/2024 .
National Chemical &Plastic (INCP)	General Assembly Meeting will be hold on Tuesday 23/7/2024 at the Iraqi Economic Union to discuss financial statement of 2022, discuss the deficit . Trading has been suspend on Wednesday 17/7/2024 .
Al -Hamraa Insurance (NHAM)	General Assembly Meeting will be hold on Wednesday 24/7/2024 at the the company to discuss financial statement of 2022, elect new board . Trading has been suspend on Sunday 21/7/2024 .