

Iraq Stock Exchange



Trading Session Wednesday 22/5/2024 -

Traded Volume 529,906,185

ISX Index 60 991.34

Previous ISX Index60 987.87

Change % 0.35

Change 3.47

Listed Companies 103

Traded Companies 32

General Assembly Co. 4

Suspended Co. 2

Bulletin No (96) of 2024

Traded Value 299,146,551 Trades 308

ISX Index 15 1067.81

Previous ISX Index15 1069.66

Change % -0.17

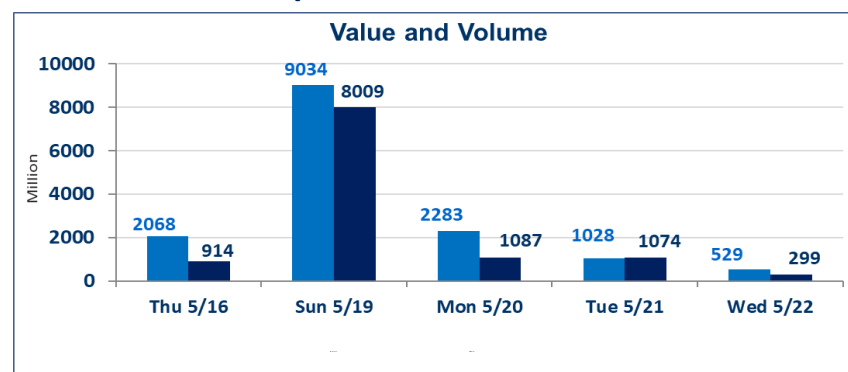
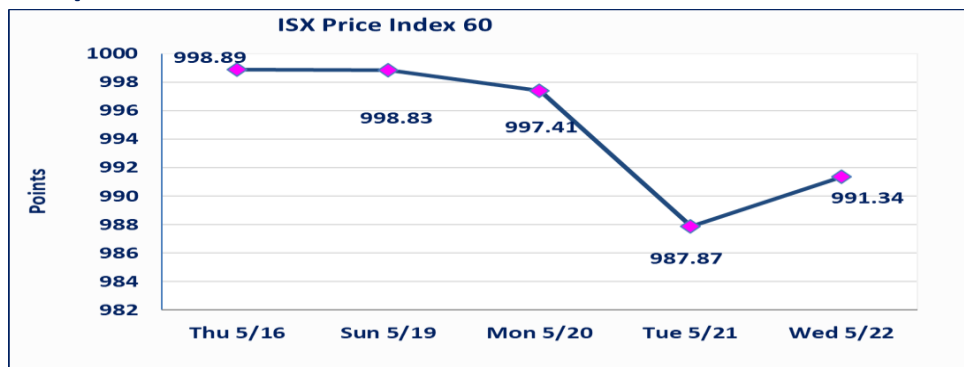
Change -1.85

Non Traded Co. 65

High Companies 7

Low Companies 6

Un Listed Companies OTC 2



Gainers

Company Name	Closing Price	Change (%)	Traded Volume
Babylon Bank	0.090	12.50	500,000
Al Attaa Islamic Bank	0.140	7.69	5,000,000
Kurdistan International Bank	0.900	5.88	200,000
Dar Al-Salam for Insurance	0.830	3.75	3,325,000
Iraqi Marketing Date	1.680	2.44	2,650,000

Losers

Company Name	Closing Price	Change (%)	Traded Volume
Al-Kindi of Veterinary Vaccines	1.650	-2.94	33,770
National Bank of Iraq	2.850	-1.38	19,973,128
Asia Cell Telecommunication	9.400	-1.26	2,435,784
Iraqi Carton Manufacturies	1.120	-0.88	250,000
Al-Ameen Estate Investment	2.670	-0.74	39,003

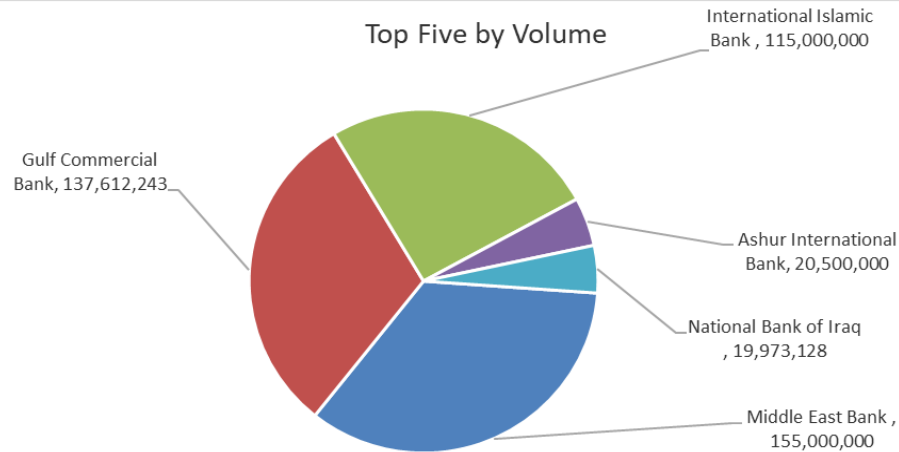
Traded Volume

Company Name	Closing Price	Change (%)	Traded Volume
Middle East Bank	0.120	0.00	155,000,000
Gulf Commercial Bank	0.270	0.00	137,612,243
International Islamic Bank	0.270	0.00	115,000,000
Ashur International Bank	0.300	0.00	20,500,000
National Bank of Iraq	2.850	-1.38	19,973,128

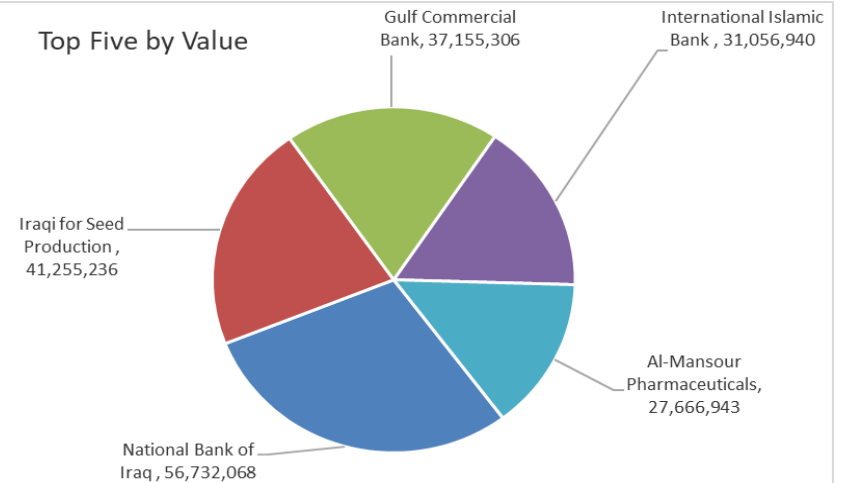
Traded Value

Company Name	Closing Price	Change (%)	Traded Value
National Bank of Iraq	2.850	-1.38	56,732,068
Iraqi for Seed Production	8.050	0.00	41,255,236
Gulf Commercial Bank	0.270	0.00	37,155,306
International Islamic Bank	0.270	0.00	31,056,940
Al-Mansour Pharmaceuticals	1.840	0.00	27,666,943

Top Five by Volume



Top Five by Value



Regular Market Bulletin No (96)



Company Name	Code	opening Price	highest price	lowest price	Average price	Prev Average price	Closing Price	prev closing price	change (%)	No.of Trades	Traded Volume	Traded Value
Banks Sector												
Ashur International Bank	BASH	0.300	0.300	0.300	0.300	0.300	0.300	0.300	0.00	8	20,500,000	6,150,000
Commercial Bank of Iraq	BCOI	0.890	0.890	0.890	0.890	0.890	0.890	0.890	0.00	6	653,188	581,337
Gulf Commercial Bank	BGUC	0.270	0.270	0.270	0.270	0.270	0.270	0.270	0.00	30	137,612,243	37,155,306
Iraqi Islamic Bank	BIIB	1.200	1.210	1.200	1.210	1.210	1.200	1.200	0.00	32	14,830,989	17,879,997
Middle East Bank	BIME	0.120	0.120	0.120	0.120	0.120	0.120	0.120	0.00	48	155,000,000	18,600,000
Kurdistan International Bank	BKUI	0.900	0.900	0.900	0.900	0.850	0.900	0.850	5.88	1	200,000	180,000
National Bank of Iraq	BNOI	2.850	2.860	2.810	2.840	2.840	2.850	2.890	-1.38	53	19,973,128	56,732,068
Sumer Commerical Bank	BSUC	0.100	0.100	0.100	0.100	0.100	0.100	0.100	0.00	4	15,000,000	1,500,000
Union Bank of Iraq	BUOI	0.210	0.220	0.210	0.210	0.220	0.220	0.220	0.00	5	2,072,056	436,632
Total Of Banks Sector										187	365,841,604	139,215,340
Telecommunication Sector												
Asia Cell Telecommunication	TASC	9.520	9.520	9.390	9.410	9.360	9.400	9.520	-1.26	19	2,435,784	22,918,527
Total Of Telecommunication										19	2,435,784	22,918,527
Insurance Sector												
Dar Al-Salam for Insurance	NDSA	0.830	0.830	0.830	0.830	0.800	0.830	0.800	3.75	2	3,325,000	2,759,750
Total Of InsuranceSector										2	3,325,000	2,759,750
Services Sector												
Mamoura Realestate Invest	SMRI	7.000	7.000	7.000	7.000	7.000	7.000	7.000	0.00	2	255,000	1,785,000
Total Of Services Sector										2	255,000	1,785,000
Industry Sector												
Baghdad Soft Drinks	IBSD	4.200	4.280	4.200	4.260	4.300	4.280	4.200	1.90	17	2,809,165	11,973,828
Iraqi Marketing Date	IIDP	1.680	1.680	1.680	1.680	1.640	1.680	1.640	2.44	3	2,650,000	4,452,000
Iraqi For Tufted Carpets	IITC	15.000	15.000	15.000	15.000	15.000	15.000	15.000	0.00	1	28,710	430,650
Al-Kindi of Veterinary Vaccin	IKLV	1.700	1.700	1.650	1.660	1.700	1.650	1.700	-2.94	3	33,770	56,159
Al-Mansour Pharmaceutical	IMAP	1.840	1.840	1.830	1.840	1.850	1.840	1.840	0.00	15	15,052,701	27,666,943
Metallic Industries and Bicy	IMIB	1.840	1.850	1.840	1.850	1.820	1.850	1.820	1.65	4	750,000	1,387,000
Total Of Industry Sector										43	21,324,346	45,966,580
Hotels Sector												
Ishtar Hotel	HISH	9.600	9.600	9.600	9.600	9.600	9.600	9.600	0.00	1	60,000	576,000
National for Tourist Investm	HNTI	10.770	10.770	10.770	10.770	10.770	10.770	10.770	0.00	1	2,000	21,540
Total Of Hotels Sector										2	62,000	597,540
Agriculture Sector												
Iraqi for Seed Production	AISP	8.100	8.100	8.050	8.050	8.060	8.050	8.050	0.00	25	5,123,448	41,255,236
Total Of Agriculture Sector										25	5,123,448	41,255,236
Total Of Regular										280	398,367,182	254,497,974

Non Regular Market Bulletin No (96)

Company Name	Code	opening Price	highest price	lowest price	Average price	Prev Average price	Closing Price	prev closing price	change (%)	No.of Trades	Traded Volume	Traded Value
Banks Sector												
International Islamic Bank	BINT	0.300	0.300	0.270	0.270	0.270	0.270	0.270	0.00	6	115,000,000	31,056,940
Al Attaa Islamic Bank	BLAD	0.140	0.140	0.140	0.140	0.130	0.140	0.130	7.69	1	5,000,000	700,000
Credit Bank	BROI	0.950	0.950	0.950	0.950	0.960	0.950	0.950	0.00	1	1,000,000	950,000
Total Of Banks Sector										8	121,000,000	32,706,940
Services Sector												
Al-Ameen Estate Investmen	SAEI	2.670	2.670	2.670	2.670	2.680	2.670	2.690	-0.74	1	39,003	104,138
Total Of Services Sector										1	39,003	104,138
Industry Sector												
Fallujah for construction Ma	IFCM	3.550	3.550	3.550	3.550	3.550	3.550	3.550	0.00	1	500,000	1,775,000
Total Of Industry Sector										1	500,000	1,775,000
Total Of Non Regular										10	121,539,003	34,586,078

Undisclosed Platform Companies Bulletin (96)

Company Name	Code	opening Price	highest price	lowest price	Average price	Prev Average price	Closing Price	prev closing price	change (%)	No.of Trades	Traded Volume	Traded Value
Banks Sector												
Babylon Bank	BBAY	0.090	0.090	0.090	0.090	0.080	0.090	0.080	12.50	1	500,000	45,000
Total Of Banks Sector										1	500,000	45,000
Industry Sector												
Electronic Industries	IELI	0.750	0.750	0.750	0.750	0.750	0.750	0.750	0.00	5	2,000,000	1,500,000
Al-Hilal Industries	IHLI	0.980	0.980	0.980	0.980	0.980	0.980	0.980	0.00	3	4,000,000	3,920,000
Iraqi Carton Manufacturies	IICM	1.120	1.120	1.120	1.120	1.130	1.120	1.130	-0.88	1	250,000	280,000
National Chemical &Plastic	INCP	1.850	1.850	1.850	1.850	1.860	1.850	1.860	-0.54	1	1,750,000	3,237,500
The Light Industries	ITLI	0.720	0.720	0.720	0.720	0.720	0.720	0.720	0.00	7	1,500,000	1,080,000
Total Of Industry Sector										17	9,500,000	10,017,500
Total of un disclosed										18	10,000,000	10,062,500
Grand Total										308	529,906,185	299,146,551

Iraq Stock Exchange



Trading Session Wednesday 22/5/2024

Not Trading OTC

Company Name	Code	Previous Average price
Rabee Securities	FRSE	—
Karmal Brokerage	FKSX	10.000



Not Trading Bonds Bulletin

Bond type	Publish type	Code	last trading price	immortilize date
Banaa Bonds / million ID	First	CB10	1030000	10/12/2025
Banaa Bonds / million ID	second	CB20	964981	19/12/2025
Amara Bonds /500 thousand	First	CB25	—	9/10/2025
Amara Bonds /Million ID	First	CB30	984000	9/10/2027
Amara Bonds /500 thousand	Second	CB35	—	—
Amara Bonds /Million ID	Second	CB40	—	—
Amara Bonds /500 thousand	Third	CB45	—	—
Amara Bonds /Million ID	Third	CB50	—	—

Iraq Stock Exchange non trading companies on Wednesday 22/5/2024

Company Names	Code	Previous Average Price	Closing Price
Banking Sector			
Cihan Islamic Bank	BCIH	2.200	2.200
Asia Al Iraq Islamic Bank	BAIB	0.900	0.900
Elaf Islamic Bank	BELF	0.470	0.470
National Islamic Bank	BNAI	0.620	0.620
United Bank	BUND	0.080	0.080
Mosul Bank For Investment	BMFI	0.180	0.180
Economy Bank	BEFI	0.220	0.220
Investment Bank of Iraq	BIBI	0.380	0.380
Al-Taif Islamic Bank	BTIB	0.700	0.700
TelecommunicationSector			
Al-Khatem Telecoms	TZNI	2.600	2.600
Insurance Sector			
Al-Ameen for Insurance	NAME	0.600	0.600
Gulf Insurance	NGIR	0.400	0.400
Services Sector			
Rehab Karbala	HKAR	0.800	0.800
Baghdad -Iraq Transportation	SBPT	37.250	37.250
Kharkh Tour Amuzement City	SKTA	4.650	4.650
Al-Mosul for funfairs	SMOF	8.700	8.700
Al-Nukhba for construction	SNUC	0.670	0.700
Industry Sector			
Al -Khazer Road for Construction Material	IKHC	2.500	2.500
Iraqi Engineering Works	IIEW	3.850	3.850
Modern Sewing	IMOS	10.490	10.490
Ready Made Clothes	IRMC	3.550	3.550
Hotels Sector			
Tourist Village of Mosul dam	HTVM	11.000	11.000
Babylon Hotel	HBAY	110.000	110.000
Baghdad Hotel	HBAG	10.900	10.900
Al-Mansour Hotel	HMAN	45.000	45.000
Agriculture Sector			
Modern for Animal Production	AMAP	0.450	0.450
Middle East for Production- Fish	AMEF	7.400	7.400
Agricultural Products Meat	AIPM	4.750	23.250
Iraqi Agricultural Products	AIRP	22.100	24.000
Al-Ahlyia agricultural production	AAHP	0.950	0.950
Company Names	Code	Previous Average Price	Closing Price
Banks Sector			
World Islamic Bank	BWOR	1.000	1.000
Arabiya Islamic Bank	BAAI	1.000	1.000
Zain Al-Iraq Islamic Bank	BZII	0.340	0.340
Al-Qurtas Islamic Bank	BQUR	1.000	1.000
Arabiya Islamic Bank	BAAI	1.000	1.000
Al Janoob Islamic Bank Investment	BJAB	1.000	1.000
Ameen Al Iraq Islamic Bank	BAME	1.000	1.000
International Development Bank	BIDB	1.000	1.000
Al- Qabidh Islamic Bank	BQAB	0.240	0.240
Al Anssari Islamic Bank	BANS	1.000	1.000
Iraq Noor Islamic Bank	BINI	1.050	1.050
Erbil Bank	BERI	0.110	0.110
Trust International Islamic Bank	BTRU	0.750	0.750
Trans Iraq Bank for Investment	BTRI	0.740	0.740
AL- Mashreq al-Arabi Islamic Bank	BAMS	-	-

Region Trade Bank	BRTB	1.000	1.000
Al Mustashar Bank	BMUI	1.000	
Erbil Bank	BERI	0.110	0.110
Insurance Sector			
Alahliya For Insurance	NAHF	0.330	0.330
Al -Hamraa Insurance	NHAM	0.950	0.950
Investment Sector			
Al-Zawraa for Financial Investment	VZAF	0.180	0.180
AL-Wiaam for Financial Investment	VWIF	0.310	0.350
Al-Ameen for Financial Investment	VAMF	1.000	1.000
Bain Al-Nahrain Financial Investment	VMES	0.900	0.900
Services Sector			
Ibdaa Al-Sharq Al-Awsat	SIBD	1.000	1.000
Industry Sector			
Baghdad for Packing Materials	IBPM	2.230	3.120
National Furniture Industries	IHFI	2.300	2.300
Modern chemical industries	IMCI	100.000	100.000
Hotels Sector			
Ashour Hotel	HASH	16.000	16.000
Agriculture Sector			
Al-Ribas for Poultry and Fodder	AREB	-	-
Company Names	Code	Previous Average Price	Closing Price
Services Sector			
General Transportation	SIGT	0.950	0.950
AL-Badia for General Trans	SBAG	0.600	0.600
IndustrySector			
Modern Construction Materials	IMCM	0.600	0.600
Investment Sector			
AL- Batek Investment	VBAT	0.380	0.380
Alkhair for financial Investment	VKHF	0.200	0.200
Hotels Sector			
Al-Sadeer Hotel	HSAD	28.000	28.000
Palestine Hotel	HPAL	23.000	23.000

Iraq Stock Exchange Suspended Companies

Al-Rajih Islamic Bank (BRAJ)	9/19/2021	The trading suspended for not produce the Annual disclosure for 2020 at closing price (1.000) ID.
North Bank (BNOR)	31/10/2022	The trading suspended by ISC decision at closing price (0.070) ID.

Iraq Stock Exchange News of listed companies Wednesday 22/5/2024

Companies News

Al-Ameen for Financial Investment (A)	General Assembly Meeting will be hold on Tuesday 28/5/2024 at the company to discuss financial statement of 2023 , discuss the deficit . Trading has been suspend on Thursday 23/5/2024 .
Ashur International Bank (BASH)	General Assembly Meeting will be hold on Wednesday 29/5/2024 at the Alriyada Station to discuss financial statement of 2022 , cash dividend, elect seven members of Administration council . Trading has been suspend on Sunday 26/5/2024 .
Al Janoob Islamic Bank Investment (B)	General Assembly Meeting will be hold on Saturday 1/6/2024 at the company to discuss financial statement of 2023 , cash dividend . Trading has been suspend on Tuesday 28/5/2024 .
Cihan Islamic Bank (BCIH)	General Assembly Meeting will be hold on Friday 7/6/2024 at the company to discuss increasing in company capital according to 55/ First . Trading has been suspend on Tuesday 4/6/2024 .
National Islamic Bank (BNAI)	General Assembly Meeting will be hold on Saturday 8/6/2024 at the company to discuss financial statement of 2023 , increasing in company capital from 301 billion to 351 billion according to 55/ First & second. Trading has been suspend on Tuesday 4/6/2024 .
Ibdaa Al-Sharq Al-Awsat (SIBD)	General Assembly Meeting will be hold on Tuesday 11/6/2024 at the Iraqi Middle East Bank to resign the Auditors and elect new one . Trading has been suspend on Thursday 6/6/2024 .
out of trading	
Babil Animal&vegetable Products (ABAP)	General Assembly Meeting will be hold on Sunday 19/5/2024 at the Al Jadriya to discuss financial statement of 2021,2022 , cash dividend , discuss the deficit Trading has been suspend on Thursday 7/12/2023 .
Iraqi Land Transport (SILT)	General Assembly Meeting will be hold on Wednesday 6/3/2024 at the Trade Ministry VIP Hall to resign the current board of Administration and elect new five board of Administration .Trading has been suspend on Sunday 3/3/2024.
Bank of Baghdad (BBOB)	General Assembly Meeting will be hold on Saturday 18/5/2024 at the Dijla Town to discuss financial statement of 2023 , cash dividend , increasing in company capital from 250 billion to 325 billion according to 55/ second . Trading has been suspend on Tuesday 14/5/2024 .
Al -Mansour Bank (BMNS)	General Assembly Meeting will be hold on Tuesday 21/5/2024 at the Al Alwiya Club to discuss financial statement of 2023 , cash dividend , increasing in company capital from 300 billion to 350 billion according to 55/First& second . Trading has been suspend on Thursday 16/5/2024 .