

# Iraq Stock Exchange



Trading Session Sunday 21/7/2024 -

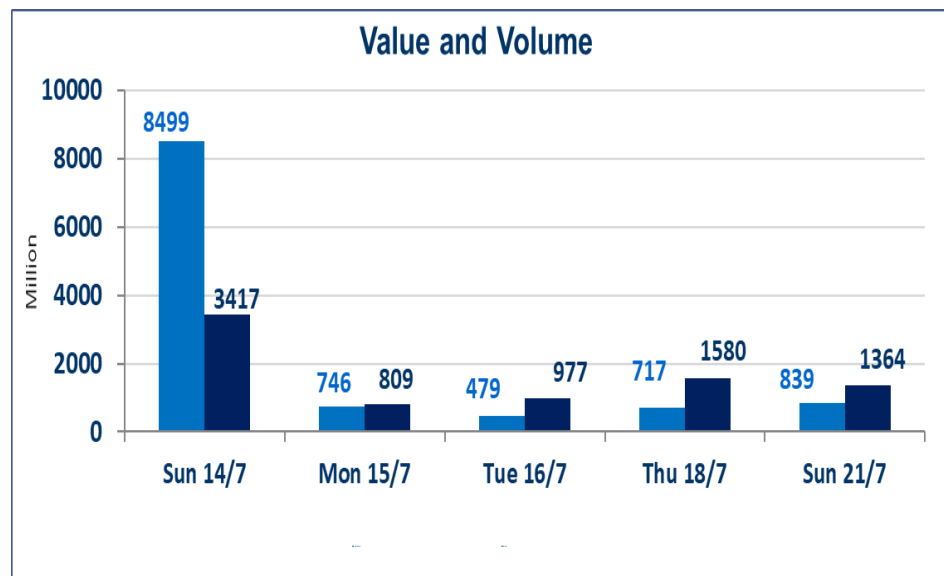
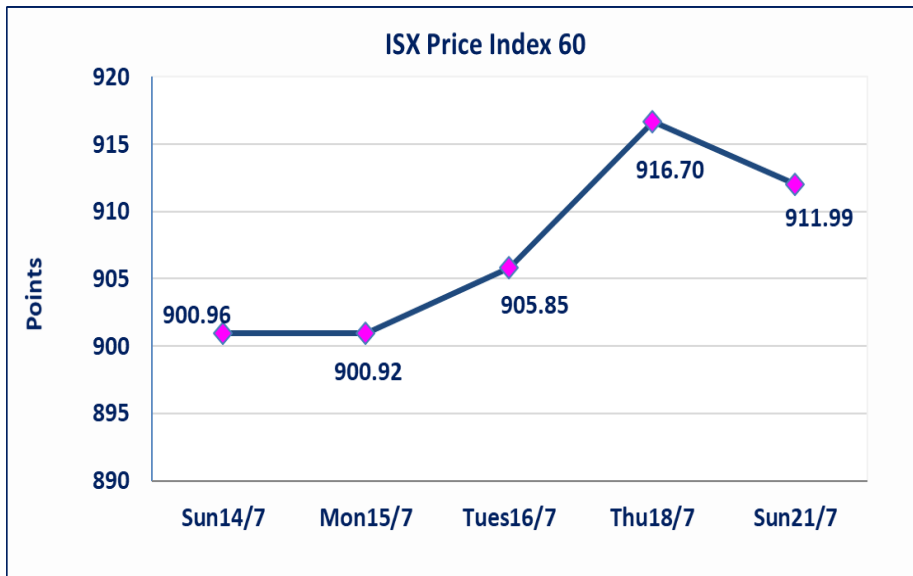
Traded Volume	839,281,374
ISX Index 60	911.99
Previous ISX Index60	916.70
Change %	-0.51
Change	-4.71

Listed Companies	103
Traded Companies	38
General Assembly Co.	5
Suspended Co.	4

Bulletin No (130) of 2024

Traded Value	1,364,659,218	Traders 670
ISX Index 15	1027.43	
Previous ISX Index15	1034.07	
Change %	-0.64	
Change	-6.64	

Non Traded Co.	56
High Companies	10
Low Companies	10
Un Listed Companies OTC	2



### Gainers

Company Name	Closing Price	Change (%)	Traded Volume
Al-Taif Islamic Bank	0.780	13.04	3,797,584
Baghdad -Iraq Transportation	43.000	3.61	101,190
Gulf Commercial Bank	0.350	2.94	163,330,000
International Islamic Bank	0.360	2.86	44,179
Agricultural Products Meat	5.500	1.85	700,000

### Losers

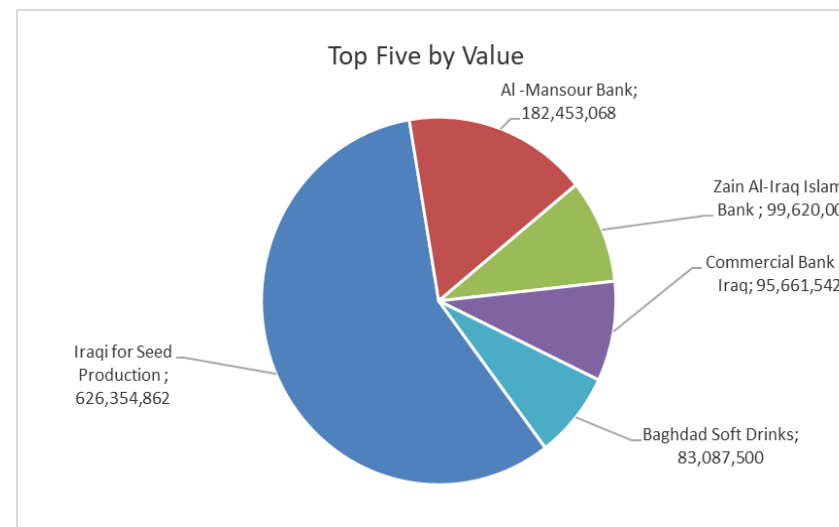
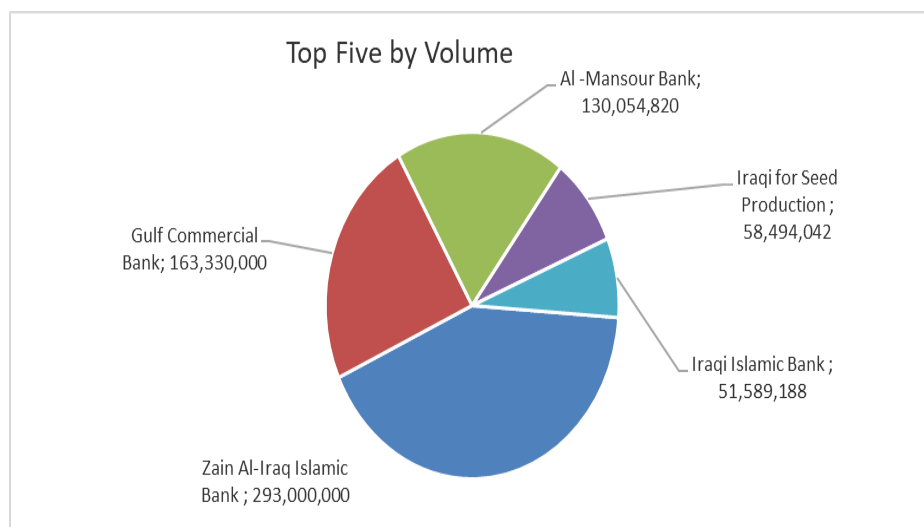
Company Name	Closing Price	Change (%)	Traded Volume
Kharkh Tour Amuzement City	4.000	-9.09	20,000
Iraqi for Seed Production	10.320	-6.18	58,494,042
Al-Mosul for funfairs	8.100	-5.81	305,558
Baghdad Hotel	10.500	-3.23	100,000
Fallujah for construction Material	3.510	-2.23	3,800,000

### Traded Volume

Company Name	Closing Price	Change (%)	Traded Volume
Zain Al-Iraq Islamic Bank	0.340	0.00	293,000,000
Gulf Commercial Bank	0.350	2.94	163,330,000
Al -Mansour Bank	1.400	-1.41	130,054,820
Iraqi for Seed Production	10.320	-6.18	58,494,042
Iraqi Islamic Bank	1.150	-0.86	51,589,188

### Traded Value

Company Name	Closing Price	Change (%)	Traded Value
Iraqi for Seed Production	10.320	-6.18	626,354,862
Al -Mansour Bank	1.400	-1.41	182,453,068
Zain Al-Iraq Islamic Bank	0.340	0.00	99,620,000
Bank of Baghdad	3.050	0.00	95,661,542
Baghdad Soft Drinks	4.450	-1.11	83,087,500



## Regular Market Bulletin No (130)



Company Name	Code	opening Price	highest price	lowest price	Average price	Prev Average price	Closing Price	prev closing price	change (%)	No.of Trades	Traded Volume	Traded Value
<b>Banks Sector</b>												
Bank of Baghdad	BBOB	3.080	3.080	3.040	3.050	0.820	3.050	3.050	0.00	53	31,351,418	95,661,542
Commercial Bank of Iraq	BCOI	0.840	0.840	0.820	0.820	3.050	0.820	0.820	0.00	7	3,850,000	3,159,000
Economy Bank	BEFI	0.230	0.230	0.230	0.230	0.230	0.230	0.230	0.00	1	10,000	2,300
Gulf Commercial Bank	BGUC	0.340	0.350	0.340	0.340	0.340	0.350	0.340	2.94	35	163,330,000	56,237,200
Investment Bank of Iraq	BIBI	0.350	0.350	0.350	0.350	0.350	0.350	0.350	0.00	20	9,500,000	3,325,000
Iraqi Islamic Bank	BIIB	1.150	1.150	1.150	1.150	1.150	1.150	1.160	-0.86	32	51,589,188	59,327,566
Al -Mansour Bank	BMNS	1.400	1.410	1.400	1.400	1.390	1.400	1.420	-1.41	73	130,054,820	182,453,068
National Bank of Iraq	BNOI	2.700	2.700	2.680	2.680	2.690	2.680	2.680	0.00	31	8,288,000	22,222,014
Sumer Commerical Bank	BSUC	0.090	0.090	0.090	0.090	0.090	0.090	0.090	0.00	4	30,000,000	2,700,000
Al-Taif Islamic Bank	BTIB	0.780	0.780	0.780	0.780	0.690	0.780	0.690	13.04	6	3,797,584	2,962,116
Union Bank of Iraq	BUOI	0.220	0.220	0.220	0.220	0.220	0.220	0.220	0.00	1	972	214
<b>Total Of Banks Sector</b>										<b>263</b>	<b>431,771,982</b>	<b>428,050,019</b>
<b>Telecommunication Sector</b>												
Asia Cell Telecommunication	TASC	9.460	9.480	9.400	9.430	9.460	9.450	9.450	0.00	33	4,970,123	46,846,683
<b>Total Of Telecommunication</b>										<b>33</b>	<b>4,970,123</b>	<b>46,846,683</b>
<b>Services Sector</b>												
Baghdad -Iraq Transportatio	SBPT	43.000	43.000	43.000	43.000	41.530	43.000	41.500	3.61	4	101,190	4,351,170
Kharkh Tour Amuzement Cit	SKTA	4.000	4.000	4.000	4.000	4.400	4.000	4.400	-9.09	1	20,000	80,000
Al-Mosul for funfairs	SMOF	8.100	8.100	8.100	8.100	8.600	8.100	8.600	-5.81	1	305,558	2,475,020
Mamoura Realestate Invest	SMRI	6.100	6.100	6.080	6.100	6.100	6.100	6.130	-0.49	5	1,103,100	6,725,640
<b>Total Of Services Sector</b>										<b>11</b>	<b>1,529,848</b>	<b>13,631,830</b>
<b>Industry Sector</b>												
Baghdad Soft Drinks	IBSD	4.500	4.500	4.430	4.460	4.510	4.450	4.500	-1.11	39	18,610,000	83,087,500
Iraqi Marketing Date	IIDP	1.430	1.450	1.400	1.420	1.410	1.440	1.430	0.70	17	13,471,054	19,104,997
Iraqi Engineering Works	IIEW	4.370	4.370	4.370	4.370	4.370	4.370	4.370	0.00	2	196,719	859,662
Iraqi For Tufted Carpets	IITC	14.750	14.750	14.750	14.750	14.840	14.750	14.680	0.48	3	192,500	2,839,375
Al-Mansour Pharmaceutical	IMAP	1.890	1.900	1.890	1.900	1.890	1.900	1.890	0.53	5	3,500,000	6,640,000
Modern Sewing	IMOS	9.050	9.050	9.050	9.050	9.050	9.050	9.050		4	212,000	1,918,600
Ready Made Clothes	IRMC	3.460	3.460	3.450	3.460	3.500	3.450	3.500	-1.43	2	180,000	622,000
<b>Total Of Industry Sector</b>										<b>72</b>	<b>36,362,273</b>	<b>115,072,134</b>
<b>Hotels Sector</b>												
Baghdad Hotel	HBAG	10.500	10.500	10.500	10.500	10.850	10.500	10.850	-3.23	1	100,000	1,050,000
Ishtar Hotel	HISH	9.800	9.850	9.800	9.800	9.790	9.800	9.800	0.00	12	750,000	7,352,750
National for Tourist Investm	HNTI	11.500	11.500	11.500	11.500	11.500	11.500	11.500	0.00	1	29,686	341,389
<b>Total Of Hotels Sector</b>										<b>14</b>	<b>879,686</b>	<b>8,744,139</b>
<b>Agriculture Sector</b>												
Agricultural Products Meat	AIPM	5.500	5.500	5.500	5.500	5.330	5.500	5.400	1.85	6	700,000	3,850,000
Iraqi for Seed Production	AISP	10.850	11.000	10.200	10.710	11.160	10.320	11.000	-6.18	208	58,494,042	626,354,862
<b>Total Of Agriculture Sector</b>										<b>214</b>	<b>59,194,042</b>	<b>630,204,862</b>
<b>Total Of Regular</b>										<b>607</b>	<b>534,707,954</b>	<b>1,242,549,667</b>

## Non Regular Market Bulletin No (129)

Company Name	Code	opening Price	highest price	lowest price	Average price	Prev Average price	Closing Price	prev closing price	change (%)	No.of Trades	Traded Volume	Traded Value
<b>Banks Sector</b>												
International Islamic Bank	BINT	0.360	0.360	0.360	0.360	0.350	0.360	0.350	2.86	1	44,179	15,904
Credit Bank	BROI	0.850	0.850	0.850	0.850	0.840	0.850	0.840	1.19	4	1,072,610	911,719
Zain Al-Iraq Islamic Bank	BZII	0.340	0.340	0.340	0.340	0.340	0.340	0.340	0.00	30	293,000,000	99,620,000
<b>Total Of Banks Sector</b>										<b>35</b>	<b>294,116,789</b>	<b>100,547,623</b>
<b>Services Sector</b>												
Al-Ameen Estate Investmen	SAEI	2.540	2.580	2.540	2.550	2.500	2.540	2.500	1.60	5	1,250,000	3,184,000
<b>Total Of Services Sector</b>										<b>5</b>	<b>1,250,000</b>	<b>3,184,000</b>
<b>Industry Sector</b>												
Fallujah for construction Ma	IFCM	3.600	3.600	3.510	3.560	3.590	3.510	3.590	-2.23	16	3,800,000	13,533,590
<b>Total Of Industry Sector</b>										<b>16</b>	<b>3,800,000</b>	<b>13,533,590</b>
<b>Total of Non Regular</b>										<b>56</b>	<b>299,166,789</b>	<b>117,265,213</b>

## Undisclosed Platform Companies Bulletin (130)

Company Name	Code	opening Price	highest price	lowest price	Average price	Prev Average price	Closing Price	prev closing price	change (%)	No.of Trades	Traded Volume	Traded Value
<b>Banks Sector</b>												
Babylon Bank	BBAY	0.070	0.070	0.070	0.070	0.070	0.070	0.070	0.00	1	1,824,838	127,739
<b>Total Of Banks Sector</b>										<b>1</b>	<b>1,824,838</b>	<b>127,739</b>
<b>Services Sector</b>												
General Transportation	SIGT	0.970	0.970	0.970	0.970	0.970	0.970	0.970	0.00	1	1,152,480	1,117,906
<b>Total Of Services Sector</b>										<b>1</b>	<b>1,152,480</b>	<b>1,117,906</b>
<b>Industry Sector</b>												
Electronic Industries	IELI	0.700	0.700	0.700	0.700	0.700	0.700	0.700	0.00	2	273,131	191,192
Iraqi Carton Manufacturies	IICM	1.470	1.470	1.470	1.470	1.470	1.470	1.470	0.00	2	2,144,000	3,151,680
<b>Total Of Industry Sector</b>										<b>4</b>	<b>2,417,131</b>	<b>3,342,872</b>
<b>Hotels Sector</b>												
Palestine Hotel	HPAL	21.000	21.000	21.000	21.000	21.000	21.000	21.000	0.00	1	12,182	255,822
<b>Total Of Hotels Sector</b>										<b>1</b>	<b>12,182</b>	<b>255,822</b>
<b>Total of</b>										<b>7</b>	<b>5,406,631</b>	<b>4,844,338</b>
<b>Grand Total</b>										<b>670</b>	<b>839,281,374</b>	<b>1,364,659,218</b>

Iraq Stock Exchange  
Non Iraqis' Bulletin Sunday July 21 2024  
Regular Market



Non Iraqi Trading of Regular Market (Sell)

Company Names	Code	No.of trades	Traded Shares	Trading Volume
<b>Banks Sector</b>				
Bank Of Baghdad	BBOB	4	2,000,000	6,120,000
National Bank Of Iraq	BNOI	2	100,000	268,054
Al-Mansour Bank	BMNS	28	63,000,000	88,400,000
<b>Total Bank sector</b>		<b>34</b>	<b>65,100,000</b>	<b>94,788,054</b>
<b>Grand Total</b>		<b>34</b>	<b>65,100,000</b>	<b>94,788,054</b>



## Not Trading Bonds Bulletin

Bond type	Publish type	Code	last trading price	immortilize date
Banaa Bonds / million ID	First	CB10	1030000	12/10/2025
Banaa Bonds / million ID	second	CB20	964981	19/12/2025
Amara Bonds /500 thousand	First	CB25	—	10/09/2025
Amara Bonds /Million ID	First	CB30	984000	10/09/2027
Amara Bonds /500 thousand	Second	CB35	—	—
Amara Bonds /Million ID	Second	CB40	—	—
Amara Bonds /500 thousand	Third	CB45	—	—
Amara Bonds /Million ID	Third	CB50	—	—

# Iraq Stock Exchange

Sunday 21/7/2024



## Not Trading OTC

Company Name	Code	Previous Average price
Rabee Securities	FRSE	—
Karmal Brokerage	FKSX	10.000

## Iraq Stock Exchange non trading companies on Sunday 21/7/2024

Company Names	Code	Previous Average Price	Closing Price
<b>Banking Sector</b>			
Asia Al Iraq Islamic Bank	BAIB	0.900	0.900
Cihan Islamic Bank	BCIH	2.200	2.200
National Islamic Bank	BNAI	0.620	0.620
Elaf Islamic Bank	BELF	0.440	0.440
Middle East Bank	BIME	0.100	0.100
United Bank	BUND	0.090	0.090
Kurdistan International Bank	BKUI	1.000	1.000
Ashur International Bank	BASH	0.300	0.300
Mosul Bank For Investment	BMFI	0.190	0.190
<b>Telecommunication Sector</b>			
Al-Khatem Telecoms	TZNI	2.540	2.540
<b>Insurance Sector</b>			
Al-Ameen for Insurance	NAME	0.650	0.650
Dar Al-Salam for Insurance	NDSA	0.810	0.810
<b>Services Sector</b>			
Al-Nukhba for construction	SNUC	0.650	0.650
Rehab Karbala	HKAR	0.700	0.700
<b>Industry Sector</b>			
Metallic Industries and Bicycles	IMIB	2.010	2.200
Al-Kindi of Veterinary Vaccines	IKLV	1.600	
Al -Khazer Road for Construction Material	IKHC	2.100	2.100
<b>Hotels Sector</b>			
Tourist Village of Mosul dam	HTVM	11.000	11.000
Al-Mansour Hotel	HMAN	45.000	45.000
Babylon Hotel	HBAY	105.000	105.000
<b>Agriculture Sector</b>			
Al-Ahlyia agricultural production	AAHP	0.900	0.900
Iraqi Agricultural Products	AIRP	22.050	23.000
Babil Animal&vegetable Products	ABAP	-	-
Middle East for Production- Fish	AMEF	7.500	5.400
Company Names	Code	Previous Average Price	Closing Price
<b>Banks Sector</b>			
World Islamic Bank	BWOR	1.000	1.000
Arabiya Islamic Bank	BAAI	1.000	1.000
Al-Qurtas Islamic Bank	BQUR	1.000	1.000
Arabiya Islamic Bank	BAAI	1.000	1.000
Al- Qabidh Islamic Bank	BQAB	0.240	0.240
Al Anssari Islamic Bank	BANS	1.000	1.000
Erbil Bank	BERI	0.110	0.110
AL- Mashreq al-Arabi Islamic Bank	BAMS	-	-
Erbil Bank	BERI	0.110	0.110
Trust International Islamic Bank	BTRU	0.750	0.750
Al Janoob Islamic Bank Investment	BJAB	1.000	1.000
Al Mustashar Bank	BMUI	1.000	1.000
Region Trade Bank	BRTB	1.000	1.000
Region Trade Bank	BRTB	1.000	1.000
Trans Iraq Bank for Investment	BTRI	0.640	0.640
Al Attaa Islamic Bank	BLAD	0.140	0.140
Iraq Noor Islamic Bank	BINI	0.850	0.850
		0.340	0.340
Ameen Al Iraq Islamic Bank	BAME	1.000	1.000
<b>Insurance Sector</b>			
Al -Hamraa Insurance	NHAM	0.900	0.900
Alahliya For Insurance	NAHF	0.310	0.310
<b>Investment Sector</b>			
Al-Zawraa for Financial Investment	VZAF	0.180	0.180
Al-Ameen for Financial Investment	VAMF	1.000	1.000
AL-Wiaam for Financial Investment	VWIF	0.350	0.350
Bain Al-Nahrain Financial Investment	VMES	0.900	0.900
<b>Industry Sector</b>			
Modern chemical industries	IMCI	100.000	100.000



<b>National Furniture Industries</b>	<b>IHFI</b>	<b>2.300</b>	<b>2.300</b>
<b>Baghdad for Packing Materials</b>	<b>IBPM</b>	<b>2.800</b>	<b>2.800</b>
<b>Hotels Sector</b>			
<b>Ashour Hotel</b>	<b>HASH</b>	<b>19.830</b>	<b>20.000</b>
<b>Agriculture Sector</b>			
<b>Al-Ribas for Poultry and Fodder</b>	<b>AREB</b>	<b>-</b>	<b>-</b>
<b>Company Names</b>	<b>Code</b>	<b>Previous Average Price</b>	<b>Closing Price</b>
<b>Investment Sector</b>			
<b>AL- Batek Investment</b>	<b>VBAT</b>	<b>0.380</b>	<b>0.380</b>
<b>Alkhair for financial Investment</b>	<b>VKHF</b>	<b>0.240</b>	<b>0.240</b>
<b>Services Sector</b>			
<b>AL-Badia for General Trans</b>	<b>SBAG</b>	<b>0.580</b>	<b>0.580</b>
<b>Industry Sector</b>			
<b>Al-Hilal Industries</b>	<b>IHLI</b>	<b>1.080</b>	<b>1.080</b>
<b>Modern Construction Materials</b>	<b>IMCM</b>	<b>0.540</b>	<b>0.540</b>
<b>The Light Industries</b>	<b>ITLI</b>	<b>0.690</b>	<b>0.690</b>
<b>Hotels Sector</b>			
<b>Al-Sadeer Hotel</b>	<b>HSAD</b>	<b>28.750</b>	<b>28.750</b>

## Iraq Stock Exchange Suspended Companies

<b>Al-Rajih Islamic Bank (BRAJ)</b>	<b>19/09/2021</b>	The trading suspended for not produce the Annual disclosure for 2020 at closing price (1.000) ID.
<b>North Bank (BNOR)</b>	<b>31/10/2022</b>	The trading suspended by ISC decision at closing price (0.070) ID.
<b>Gulf Insurance (NGIR)</b>	<b>14/07/2024</b>	The trading suspended for not produce the quarterly disclosure for the first quarter of 2024 at closing price (0.420) ID.
<b>Modern for Animal Production (AMAP)</b>	<b>14/07/2024</b>	The trading suspended for not produce the quarterly disclosure for the first quarter of 2024 at closing price (0.500) ID.

## Iraq Stock Exchange News of listed companies Sunday 21/7/2024

### Companies News

Al-Taif Islamic Bank(BTIB)	General Assembly Meeting will be hold on Sunday 28/7/2024 at the company to discuss financial statement of 2023, discuss the cash dividend . Trading has been suspend on Tuesday 23/7/2024 .
Trans Iraq Bank for Investment(BTRI)	General Assembly Meeting will be hold on Monday 29/7/2024 at the company o discuss financial statement of 2023, discuss the cash dividend .Trading has been suspend on Wednesday 24/7/2024 .
Karmal Brokerage (FKSX)	General Assembly Meeting will be hold on Tuesday 30/7/2024 at the company to discuss financial statement of 2023, discuss the cash dividend , increasing in company capital from (260,000,000) ID to (600,000,000) ID according to (second /55) . last session will be on Monday 29/7/2024 .and re trading will be on Wednesday session 31/7/2024 .
Iraqi Marketing Date(IIDP)	General Assembly Meeting will be hold on Wednesday 14/8/2024 at the company o discuss financial statement of 2020,2021, discuss the cash dividendand loses ,discuss the deficit,elect 6 new members of Administration council .Trading has been suspend on Sunday 11/8/2024 .
Alahliya For Insurance(NAHF)	General Assembly Meeting will be hold on Thursday 29/8/2024 at the company to discuss financial statement of 2023 , cash dividend . Trading has been suspend on Monday 26/8/2024 .
Dar Al-Salam for Insurance (NDSA)	General Assembly Meeting will be hold on Sunday 9/8/2024 at the company to discuss financial statement of 2023 , cash dividend . Trading has been suspend on Wednesday 3/9/2024 .
out of trading	
Iraqi Land Transport (SILT)	General Assembly Meeting will be hold on Wednesday 6/3/2024 at the Trade Ministry VIP Hall to resign the current board of Administration and elect new five board of Administration .Trading has been suspend on Sunday 3/3/2024.
International Development Bank(B	General Assembly Meeting will be hold on Tuesday 4/6/2024 at the company Al Mansour Branch to discuss financial statement of 2023 ,cash dividend , increasing in company capital from 300 billion to 400 billion according to 56/ Fourth. Trading has been suspend on Tuesday 4/6/2024 .
Ibdaa Al-Sharq Al-Awsat (SIBD)	General Assembly Meeting will be hold on Tuesday 11/6/2024 at the Iraqi Middle East Bank to resign the Auditors and elect new one . Trading has been suspend onThursday 6/6/2024 .
National Chemical &Plastic (INCP)	General Assembly Meeting will be hold on Tuesday 23/7/2024 at the Iraqi Economic Union to discuss financial statement of 2022, discuss the deficit . Trading has been suspend on Wednesday 17/7/2024 .
Al -Hamraa Insurance (NHAM)	General Assembly Meeting will be hold on Wednesday 24/7/2024 at the the company to discuss financial statement of 2022, elect new board . Trading has been suspend on Sunday 21/7/2024 .