

Iraq Stock Exchange

Trading Session Tuesday 20/8/2024 -

Traded Volume 14,871,870,953

ISX Index 60 864.72

Previous ISX Index60 866.74

Change % -0.23

Change -2.02

Listed Companies 103

Traded Companies 45

General Assembly Co. 4

Suspended Co. 3



Bulletin No (152) of 2024

Traded Value 3,599,282,436 Traders 693

ISX Index 15 972.06

Previous ISX Index15 973.38

Change % -0.14

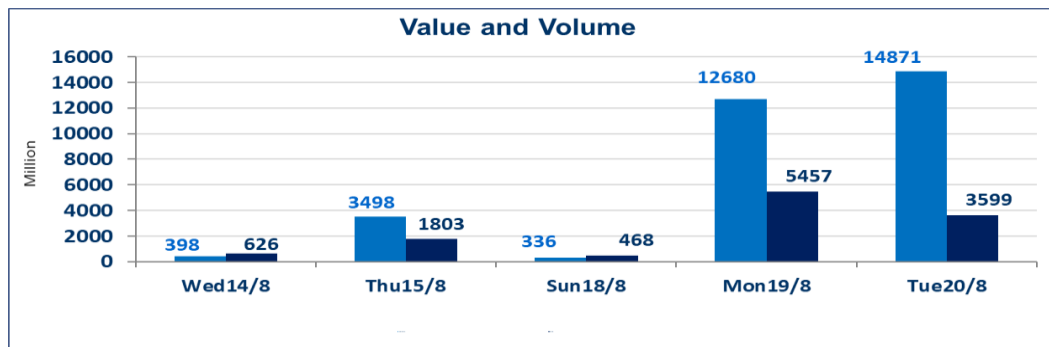
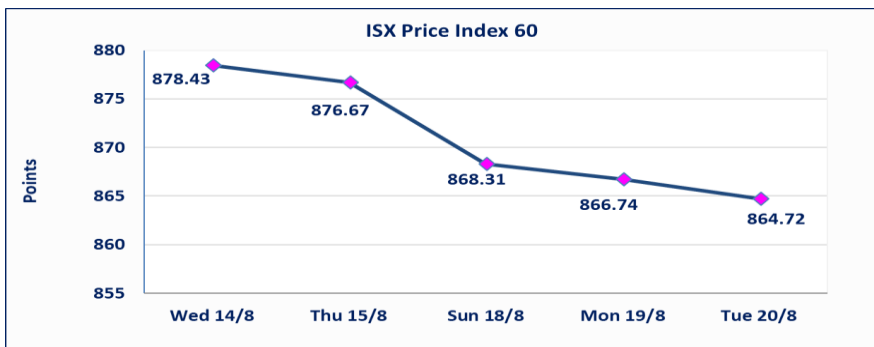
Change -1.32

Non Traded Co. 51

High Companies 9

Low Companies 16

Un Listed Companies O' 2



Special Orders AlHikma brokerage Firms (Buy) & (Sell) executed International Cross to Erbil Bank with volume (10,087,000,000) share and value (1,109,570,000) IQD, on an additional session time after 12 o'clock .

Special Orders AlFurat brokerage Firms (Buy) & (Sell) executed International Cross to International Islamic Bank with volume (3,300,000,000) share and value (1,089,000,000) IQD, on an additional session time after 12 o'clock .

Special Orders united International; brokerage Firms (Buy) & Al Furat (Sell) executed International Cross to International Islamic Bank with volume (850,000,000) share and value (280,500,000) IQD, on an additional session time after 12 o'clock .

Gainers

Company Name	Closing Price	Change (%)	Traded Volume
Middle East Bank	0.100	11.11	30,030,000
Al-Mansour Hotel	40.000	3.90	235,792
National Chemical &Plastic	1.750	3.55	12,021,718
Iraqi Carton Manufacturies	1.750	3.55	10,500,000
Iraqi for Seed Production	9.660	2.77	28,641,038

Losers

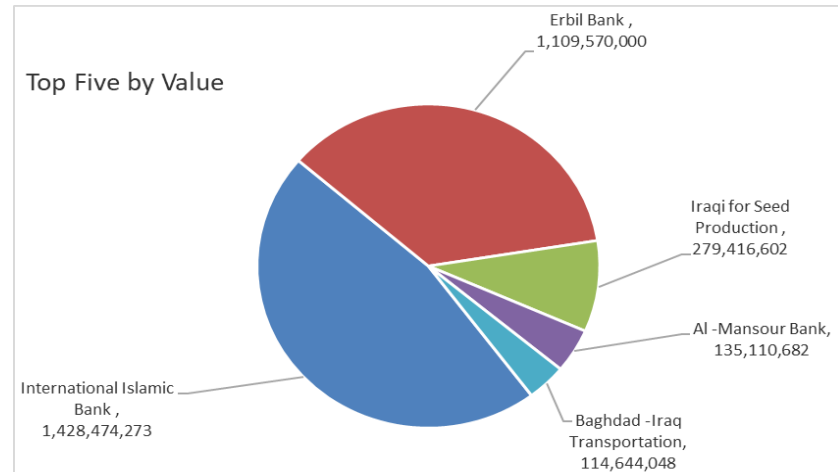
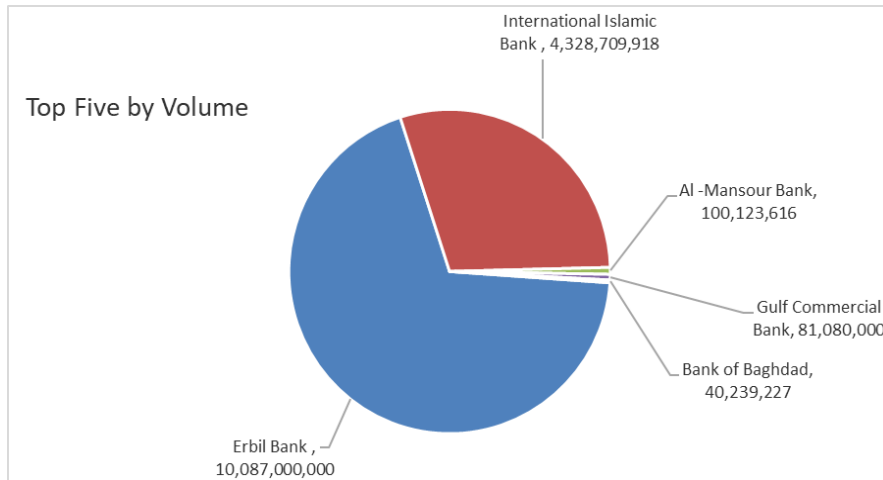
Company Name	Closing Price	Change (%)	Traded Volume
Metallic Industries and Bicycle	1.850	-7.50	125,000
Iraq Noor Islamic Bank	0.600	-6.25	3,502,000
Palestine Hotel	19.000	-5.00	54,452
Ashur International Bank	0.270	-3.57	9,000,000
Investment Bank of Iraq	0.320	-3.03	5,000,000

Traded Volume

Company Name	Closing Price	Change (%)	Traded Volume
Erbil Bank	0.110	0.00	10,087,000,000
International Islamic Bank	0.330	0.00	4,328,709,918
Al -Mansour Bank	1.350	0.00	100,123,616
Gulf Commercial Bank	0.310	0.00	81,080,000
Bank of Baghdad	2.820	-1.05	40,239,227

Traded Value

Company Name	Closing Price	Change (%)	Traded Value
International Islamic Bank	0.330	0.00	1,428,474,273
Erbil Bank	0.110	0.00	1,109,570,000
Iraqi for Seed Production	9.660	2.77	279,416,602
Al -Mansour Bank	1.350	0.00	135,110,682
Baghdad -Iraq Transportation	49.000	2.62	114,644,048



Regular Market Bulletin No (152)



Company Name	Code	opening Price	highest price	lowest price	Average price	Prev Average price	Closing Price	prev closing price	change (%)	No.of Trades	Traded Volume	Traded Value
Banks Sector												
Ashur International Bank	BASH	0.270	0.270	0.270	0.270	0.280	0.270	0.280	-3.57	5	9,000,000	2,430,000
Bank of Baghdad	BBOB	2.840	2.840	2.820	2.830	2.870	2.820	2.850	-1.05	64	40,239,227	113,731,401
Cihan Islamic Bank	BCIH	2.030	2.030	2.030	2.030	2.030	2.030	2.030	0.00	1	500,000	1,015,000
Commercial Bank of Iraq	BCOI	0.810	0.810	0.810	0.810	0.810	0.810	0.810	0.00	2	1,200,000	972,000
Gulf Commercial Bank	BGUC	0.310	0.310	0.310	0.310	0.310	0.310	0.310	0.00	12	81,080,000	25,134,800
Investment Bank of Iraq	BIBI	0.320	0.320	0.320	0.320	0.330	0.320	0.330	-3.03	1	5,000,000	1,600,000
Iraqi Islamic Bank	BIIB	1.110	1.110	1.110	1.110	1.110	1.110	1.110	0.00	7	10,079,362	11,188,092
Middle East Bank	BIME	0.100	0.100	0.100	0.100	0.090	0.100	0.090	11.11	4	30,030,000	3,003,000
Mosul Bank For Investmen	BMFI	0.180	0.190	0.180	0.180	0.180	0.180	0.180	0.00	7	30,200,000	5,536,000
Al -Mansour Bank	BMNS	1.350	1.360	1.340	1.350	1.350	1.350	1.350	0.00	31	100,123,616	135,110,682
National Islamic Bank	BNAI	0.570	0.570	0.570	0.570	0.570	0.570	0.570	0.00	2	2,000,000	1,140,000
National Bank of Iraq	BNOI	2.270	2.270	2.230	2.240	2.280	2.230	2.280	-2.19	47	19,345,616	43,350,696
Total Of Banks Sector										183	328,797,821	344,211,670
Telecommunication Sector												
Asia Cell Telecommunicati	TASC	9.360	9.360	9.300	9.340	9.350	9.360	9.350	0.11	89	10,703,785	99,935,335
Total Of Telecommunicati										89	10,703,785	99,935,335
Insurance Sector												
Al-Ameen for Insurance	NAME	0.630	0.630	0.630	0.630	0.630	0.630	0.630	0.00	1	50,000	31,500
Dar Al-Salam for Insurance	NDSA	0.770	0.770	0.770	0.770	0.760	0.770	0.760	1.32	1	362,000	278,740
Total Of Insurance Sector										2	412,000	310,240
Services Sector												
Baghdad -Iraq Transportati	SBPT	48.740	50.000	48.740	48.990	46.530	49.000	47.750	2.62	48	2,339,939	114,644,048
Kharkh Tour Amuzement C	SKTA	4.000	4.000	4.000	4.000	4.000	4.000	4.000	0.00	7	142,000	568,000
Mamoura Realestate Invest	SMRI	5.400	5.400	5.400	5.400	5.420	5.400	5.440	-0.74	3	1,279,214	6,907,756
Rehab Karbala	HKAR	0.590	0.590	0.590	0.590	0.600	0.590	0.600	-1.67	1	50,000	29,500
Total Of Services Sector										59	3,811,153	122,149,303
Industry Sector												
Baghdad Soft Drinks	IBSD	4.300	4.300	4.290	4.300	4.290	4.290	4.300	-0.23	45	22,101,304	95,003,994
Al-Kindi of Veterinary Vacc	IKLV	1.650	1.650	1.650	1.650	1.650	1.650	1.650	0.00	1	100,000	165,000
Al-Mansour Pharmaceutica	IMAP	1.880	1.880	1.880	1.880	1.880	1.880	1.880	0.00	9	10,095,749	18,980,008
Metallic Industries and Bic	IMIB	1.850	1.850	1.850	1.850	2.000	1.850	2.000	-7.50	1	125,000	231,250
Modern Sewing	IMOS	8.780	8.780	8.760	8.760	8.970	8.760	8.970	-2.34	3	105,000	919,900
National Chemical &Plastic	INCP	1.690	1.750	1.690	1.690	1.690	1.750	1.690	3.55	8	12,021,718	20,325,703
Total Of Industry Sector										67	44,548,771	135,625,855
Hotels Sector												
Baghdad Hotel	HBAG	10.800	10.800	10.800	10.800	10.800	10.800	10.800	0.00	2	550,000	5,940,000
Ishtar Hotel	HISH	9.430	9.450	9.400	9.430	9.500	9.400	9.450	-0.53	7	522,500	4,927,275
Al-Mansour Hotel	HMAN	40.000	40.000	40.000	40.000	38.500	40.000	38.500	3.90	3	235,792	9,431,680
National for Tourist Investr	HNTI	10.000	10.000	10.000	10.000	10.000	10.000	10.000	0.00	3	50,000	500,000
Total Of Hotels Sector										15	1,358,292	20,798,955
Agriculture Sector												
Agricultural Products Meat	AIPM	5.150	5.150	5.150	5.150	5.230	5.150	5.150	0.00	1	200,000	1,030,000
Iraqi for Seed Production	AISP	10.260	10.260	9.600	9.760	9.300	9.660	9.400	2.77	200	28,641,038	279,416,602
Middle East for Production	AMEF	7.500	7.500	7.500	7.500	7.500	7.500	7.500	0.00	2	1,000,000	7,500,000
Total Of Agriculture Sector										203	29,841,038	287,946,602
Total Of Regular										618	419,472,860	1,010,977,960

Non Regular Market Bulletin No (151)

Company Name	Code	opening Price	highest price	lowest price	Average price	Prev Average price	Closing Price	prev closing price	change (%)	No.of Trades	Traded Volume	Traded Value
Banks Sector												
Erbil Bank	BERI	0.110	0.110	0.110	0.110	0.110	0.110	0.110	0.00	3	10,087,000,000	1,109,570,000
Iraq Noor Islamic Bank	BINI	0.600	0.600	0.600	0.600	0.640	0.600	0.640	-6.25	3	3,502,000	2,101,200
International Islamic Bank	BINT	0.330	0.330	0.330	0.330	0.330	0.330	0.330	0.00	10	4,328,709,918	1,428,474,273
Credit Bank	BROI	0.830	0.830	0.830	0.830	0.830	0.830	0.830	0.00	2	1,286,138	1,067,495
Total Of Banks Sector										18	14,420,498,056	2,541,212,967
Services Sector												
Al-Ameen Estate Investme	SAEI	1.950	1.950	1.950	1.950	1.950	1.950	1.950	0.00	2	700,000	1,365,000
Total Of Services Sector										2	700,000	1,365,000
Industry Sector												
Baghdad for Packing Mate	IBPM	2.800	2.800	2.800	2.800	2.820	2.800	2.820	-0.71	6	295,206	826,577
Fallujah for construction M	IFCM	3.400	3.400	3.370	3.390	3.420	3.370	3.420	-1.46	18	4,774,265	16,176,516
Total Of Industry Sector										24	5,069,471	17,003,093
Total of Non Regular										44	14,426,267,527	2,559,581,060

Undisclosed Platform Companies Bulletin (152)

Company Name	Code	opening Price	highest price	lowest price	Average price	Prev Average price	Closing Price	prev closing price	change (%)	No.of Trades	Traded Volume	Traded Value
Banks Sector												
Babylon Bank	BBAY	0.070	0.070	0.070	0.070	0.070	0.070	0.070	0.00	1	276,114	19,328
Total Of Banks Sector										1	276,114	19,328
Insurance Sector												
Gulf Insurance	NGIR	0.390	0.390	0.370	0.380	0.380	0.390	0.380	2.63	9	2,750,000	1,053,500
Total Of Insurance Sector										9	2,750,000	1,053,500
Industry Sector												
Electronic Industries	IELI	0.880	0.880	0.880	0.880	0.890	0.880	0.890	-1.12	1	200,000	176,000
Iraqi Carton Manufacturies	IICM	1.690	1.750	1.690	1.690	1.690	1.750	1.690	3.55	6	10,500,000	17,775,000
The Light Industries	ITLI	0.700	0.710	0.700	0.700	0.710	0.700	0.710	-1.41	11	12,350,000	8,665,000
Total Of Industry Sector										18	23,050,000	26,616,000
Hotels Sector												
Palestine Hotel	HPAL	19.000	19.000	19.000	19.000	20.000	19.000	20.000	-5.00	3	54,452	1,034,588
Total Of Hotels Sector										3	54,452	1,034,588
Total of Undisclosed										31	26,130,566	28,723,416
Grand Total										693	14,871,870,953	3,599,282,436

Iraq Stock Exchange non trading companies on Tuesday 20/8/2024

Company Names	Code	Previous Average Price	Closing Price
Banking Sector			
Asia Al Iraq Islamic Bank	BAIB	0.900	0.900
United Bank	BUND	0.070	0.070
Sumer Commerical Bank	BSUC	0.090	0.090
Al-Taif Islamic Bank	BTIB	0.780	0.780
Kurdistan International Bank	BKUI	1.100	1.100
Union Bank of Iraq	BUOI	0.270	0.270
Elaf Islamic Bank	BELF	0.400	0.400
Telecommunication Sector			
Al-Khatem Telecoms	TZNI	2.450	2.460
Industry Sector			
Ready Made Clothes	IRMC	3.320	3.310
Al -Khazer Road for Construction Mater	IKHC	2.100	2.100
Iraqi Engineering Works	IIEW	3.800	3.800
Iraqi For Tufted Carpets	IITC	14.620	14.600
Services Sector			
Al-Nukhba for construction	SNUC	0.760	0.800
Al-Mosul for funfairs	SMOF	8.430	8.770
Hotels Sector			
Tourist Village of Mosul dam	HTVM	11.000	11.000
Babylon Hotel	HBAY	101.000	101.000
Agriculture Sector			
Al-Ahlyia agricultural production	AAHP	0.930	0.930
Iraqi Agricultural Products	AIRP	20.000	20.000
Babil Animal&vegetable Products	ABAP	1.000	1.000
Company Names	Code	Previous Average Price	Closing Price
Banks Sector			
World Islamic Bank	BWOR	1.000	1.000
International Development Bank	BIDB	1.000	1.000
Al-Qurtas Islamic Bank	BQUR	1.000	1.000
Arabiya Islamic Bank	BAAI	1.000	1.000
Al- Qabidh Islamic Bank	BQAB	0.240	0.240
AL- Mashreq al-Arabi Islamic Bank	BAMS	—	—
Trust International Islamic Bank	BTRU	0.750	0.750
Company Names	Code	Previous Average Price	Closing Price
Al Janoob Islamic Bank Investment	BJAB	1.000	1.000
Region Trade Bank	BRTB	1.000	1.000
Ameen Al Iraq Islamic Bank	BAME	1.000	1.000
Al Anssari Islamic Bank	BANS	1.000	1.000
Trans Iraq Bank for Investment	BTRI	0.550	0.550
Al Mustashar Bank	BMUI	1.000	1.000
Al Attaa Islamic Bank	BLAD	0.130	0.130

Insurance Sector			
Alahliya For Insurance	NAHF	0.310	0.310
Al -Hamraa Insurance	NHAM	0.750	0.750
Investment Sector			
Al-Zawraa for Finanical Investment	VZAF	0.180	0.180
Al-Ameen for Financial Investment	VAMF	1.000	1.000
AL-Wiaam for Financial Investment	VWIF	0.280	0.280
Bain Al-Nahrain Financial Investment	VMES	0.900	0.900
Services Sector			
Ibdaa Al-Sharq Al-Awsat	SIBD	1.000	1.000
Industry Sector			
Modern chemical industries	IMCI	100.000	100.000
National Furniture Industries	IHFI	2.020	2.160
Hotels Sector			
Ashour Hotel	HASH	23.500	23.500
Agriculture Sector			
Al-Ribas for Poultry and Fodder	AREB	—	—
Company Names	Code	Previous Average Price	Closing Price
Investment Sector			
AL- Batek Investment	VBAT	0.390	0.390
Alkhair for financial Investment	VKHF	0.240	0.240
Industry Sector			
Modern Construction Materials	IMCM	0.490	0.490
Services Sector			
General Transportation	SIGT	0.960	0.960
AL-Badia for General Trans	SBAG	0.560	0.560
Hotels Sector			
Al-Sadeer Hotel	HSAD	28.750	28.750
Agriculture Sector			
Modern for Animal Production	AMAP	0.500	0.500

Iraq Stock Exchange
Non Iraqis' Bulletin Tuesday Aug 20 2024
Regular Market



Non Iraqi Trading of Regular Market (Sell)

Company Names	Code	No.of trades	Traded Shares	Trading
Banks Sector				
Bank Of Baghdad	BBOB	2	3,000,000	8,490,000
Al-Mansour Bank	BMNS	4	10,000,000	13,550,000
Total Bank sector		6	13,000,000	22,040,000
Grand Total		6	13,000,000	22,040,000



Not Trading Bonds Bulletin

Bond type	Publish type	Code	last trading price	immortilize date
Banaa Bonds / million ID	First	CB10	1030000	12/10/2025
Banaa Bonds / million ID	second	CB20	964981	19/12/2025
Amara Bonds /500 thousand	First	CB25	————	10/09/2025
Amara Bonds /Million ID	First	CB30	984000	10/09/2027
Amara Bonds /500 thousand	Second	CB35	————	————
Amara Bonds /Million ID	Second	CB40	————	————
Amara Bonds /500 thousand	Third	CB45	————	————
Amara Bonds /Million ID	Third	CB50	————	————

Iraq Stock Exchange

Tuesday 20/8/2024



Not Trading OTC

Company Name	Code	Previous Average price
Rabee Securities	FRSE	—
Karmal Brokerage	FKSX	—

Iraq Stock Exchange Suspended Companies

Al-Rajih Islamic Bank (BRAJ)	19/09/2021	The trading suspended for not produce the Annual disclosure for 2020 at closing price (1.000) ID.
North Bank (BNOR)	31/10/2022	The trading suspended by ISC decision at closing price (0.070) ID.
Zain Al-Iraq Islamic Bank	11/08/2024	The trading suspended by ISC decision at closing price (0.340) ID. Because the bank under guardianship

Iraq Stock Exchange News of listed companies Tuesday 20/8/2024

Companies News

Alahliya For Insurance(NAHF)	General Assembly Meeting will be hold on Thursday 29/8/2024 at the company to discuss financial statement of 2023 , cash dividend . Trading has been suspend on Monday 26/8/2024 .
Dar Al-Salam for Insurance (NDSA)	General Assembly Meeting will be hold on Sunday 8/9/2024 at the company to discuss financial statement of 2023 , cash dividend . Trading has been suspend on Tuesday 3/9/2024 .
Al Attaa Islamic Bank (BLAD)	General Assembly Meeting will be hold on Tuesday 10/9/2024 at the company to discuss financial statement of 2023 , cash dividend and the deficit . Trading has been suspend on Thursday 5/9/2024 .
Baghdad Soft Drinks (IBSD)	General Assembly Meeting will be hold on Thursday 12/9/2024 at the Babylon Hotel to discuss financial statement of 2023 , cash dividend . Trading has been suspend on Monday 9/9/2024 .
Modern Sewing (IMOS)	General Assembly Meeting will be hold on Tuesday 24/9/2024 at the company to discuss financial statement of 2023 , cash dividend . Trading has been suspend on Thursday 19/9/2024 .
Rehab Karbala (HKAR)	General Assembly Meeting will be hold on Sunday 20/10/2024 at the AIAtta Islamic Bank hall to discuss financial statement of 2023 , treat the deficit . Trading has been suspend on Tuesday 15/10/2024 .

out of trading

Iraqi Land Transport (SILT)	General Assembly Meeting will be hold on Wednesday 6/3/2024 at the Trade Ministry VIP Hall to resign the current board of Administration and elect new five board of Administration .Trading has been suspend on Sunday 3/3/2024.
Economy Bank (BEFI)	General Assembly Meeting will be hold on Tuesday 13/8/2024 at the company to discuss financial statement of 2023, discuss the cash dividend.Trading has been suspend on Thursday 8/8/2024 .
Iraqi Marketing Date(IIDP)	General Assembly Meeting will be hold on Wednesday 14/8/2024 at the company to discuss financial statement of 2020,2021, discuss the cash dividendand loses ,discuss the deficit,elect 5 new members of Administration council .Trading has been suspend on Sunday 11/8/2024 .
Al-Hilal Industries (IHLI)	General Assembly Meeting will be hold on Thursday 15/8/2024 at the National Chemical &Plastic hall to discuss financial statement of 2018,2019 2020,2021, discuss the cash dividendand loses ,discuss the deficit,elect 5 new members of Administration council .Trading has been suspend on Monday 12/8/2024 .