

# Iraq Stock Exchange

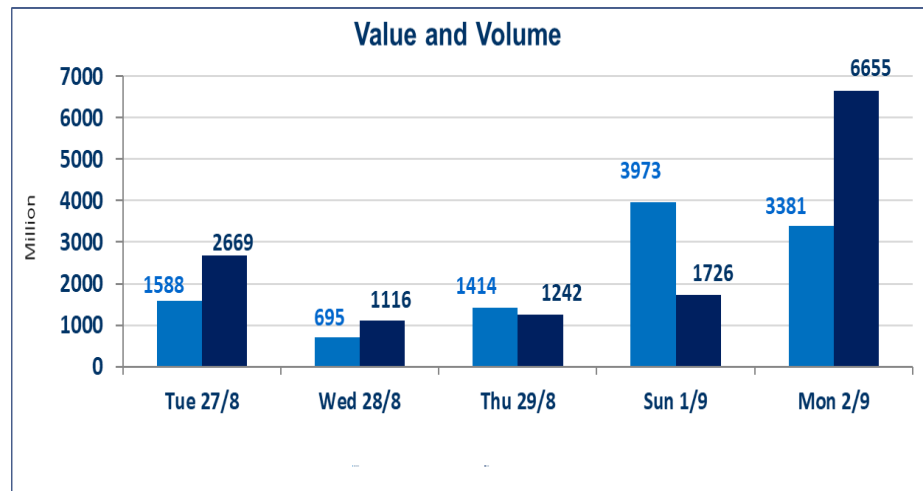
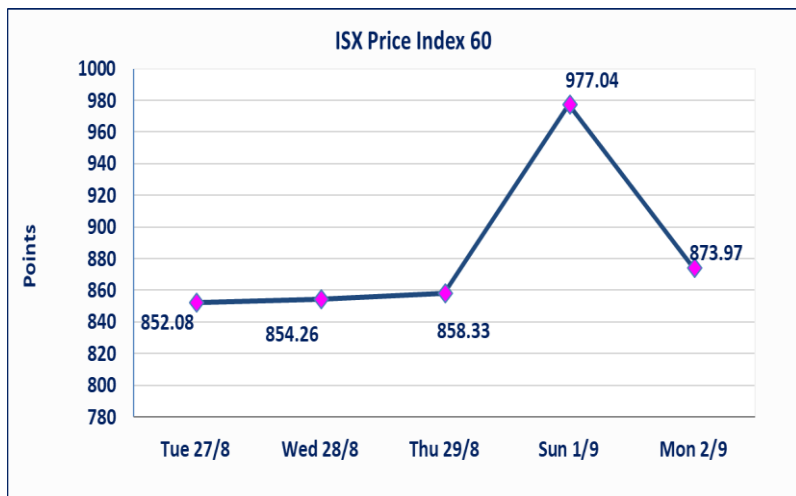
Trading Session Monday 2/9/2024

Traded Volume	3,381,529,041
ISX Index 60	873.97
Previous ISX Index60	874.68
Change %	-0.08
Change	-0.71
Listed Companies	103
Traded Companies	42
General Assembly Co.	2
Suspended Co.	6



Bulletin No (160) of 2024

Traded Value	6,655,419,360	Traders 851
ISX Index 15	983.98	
Previous ISX Index15	977.04	
Change %	0.71	
Change	6.94	
Non Traded Co.	53	
High Companies	13	
Low Companies	12	
Un Listed Companies O'	4	



Special Orders AlKarmal brokerage Firms (Buy) & (Sell) executed International Cross to Bank of Baghdad with volume (1,300,000,000) share and value (3,835,000,000) IQD, on an additional session time after 12 o'clock .

### Gainers

Company Name	Closing Price	Change (%)	Traded Volume
Iraqi Marketing Date	2.950	14.79	498,363,066
International Islamic Bank	0.340	3.03	830,013,750
The Light Industries	0.720	2.86	17,600,000
Asia Cell Telecommunication	9.600	2.13	16,265,500
National Bank of Iraq	2.450	2.08	62,929,832

### Losers

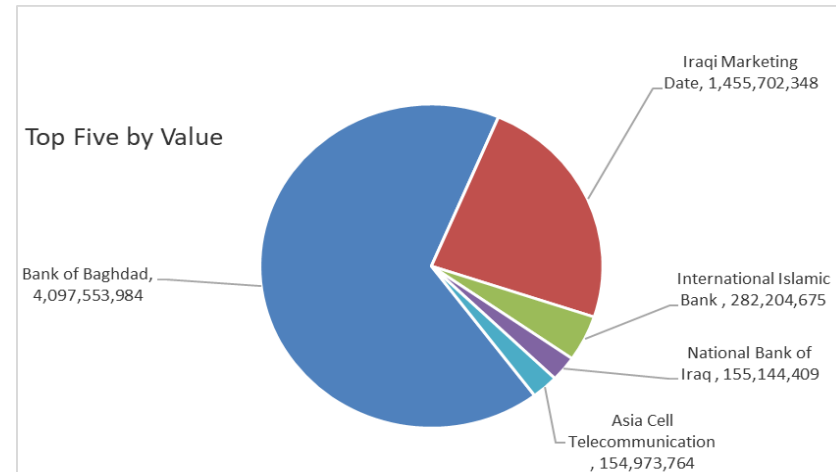
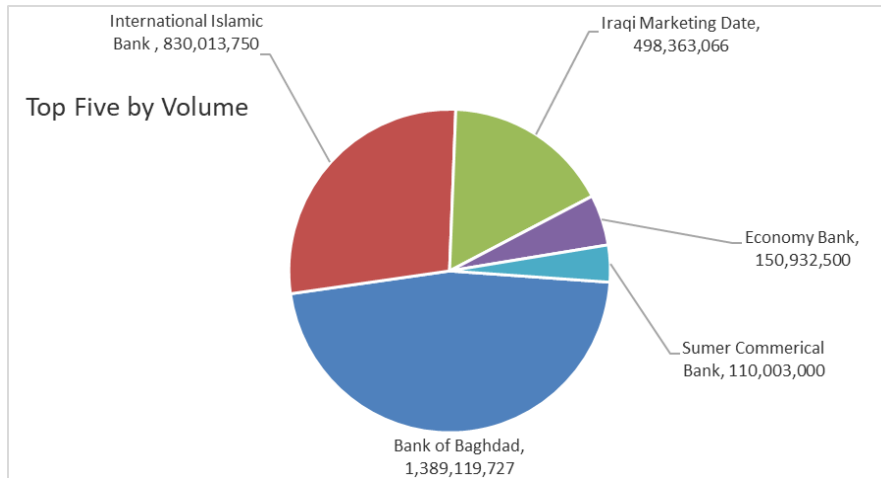
Company Name	Closing Price	Change (%)	Traded Volume
Modern Sewing	7.730	-11.56	137,803
Sumer Commerical Bank	0.080	-11.11	110,003,000
Trans Iraq Bank for Investmen	0.520	-5.45	5,000,000
Rehab Karbala	0.530	-3.64	10,000
Gulf Commercial Bank	0.300	-3.23	12,260,000

### Traded Volume

Company Name	Closing Price	Change (%)	Traded Volume
Bank of Baghdad	2.960	1.02	1,389,119,727
International Islamic Bank	0.340	14.79	830,013,750
Iraqi Marketing Date	2.950	3.03	498,363,066
Economy Bank	0.240	2.08	150,932,500
Sumer Commerical Bank	0.080	2.13	110,003,000

### Traded Value

Company Name	Closing Price	Change (%)	Traded Value
Bank of Baghdad	2.960	1.02	4,097,553,984
Iraqi Marketing Date	2.950	14.79	1,455,702,348
International Islamic Bank	0.340	3.03	282,204,675
National Bank of Iraq	2.450	2.08	155,144,409
Asia Cell Telecommunication	9.600	2.13	154,973,764



## Regular Market Bulletin No (160)

Company Name	Code	opening Price	highest price	lowest price	Average price	Prev Average price	Closing Price	prev closing price	change (%)	No.of Trades	Traded Volume	Traded Value
<b>Banks Sector</b>												
Ashur International Bank	BASH	0.300	0.300	0.300	0.300	0.290	0.300	0.300	0.00	25	21,608,190	6,482,457
Bank of Baghdad	BBOB	2.930	2.970	2.930	2.950	2.910	2.960	2.930	1.02	113	1,389,119,727	4,097,553,984
Cihan Islamic Bank	BCIH	2.030	2.030	2.030	2.030	2.030	2.030	2.030	0.00	1	400,000	812,000
Commercial Bank of Iraq	BCOI	0.850	0.850	0.840	0.840	0.840	0.840	0.840	0.00	5	4,040,000	3,394,600
Economy Bank	BEFI	0.240	0.250	0.240	0.240	0.240	0.240	0.240	0.00	37	150,932,500	36,236,300
Gulf Commercial Bank	BGUC	0.310	0.310	0.300	0.300	0.310	0.300	0.310	-3.23	12	12,260,000	3,708,000
Investment Bank of Iraq	BIBI	0.330	0.330	0.330	0.330	0.340	0.330	0.340	-2.94	5	2,853,435	941,634
Iraqi Islamic Bank	BIIB	1.130	1.130	1.120	1.130	1.110	1.120	1.130	-0.88	20	14,847,034	16,707,148
Middle East Bank	BIME	0.090	0.090	0.090	0.090	0.090	0.090	0.090	0.00	8	51,748,991	4,657,409
Mosul Bank For Investment	BMFI	0.180	0.180	0.180	0.180	0.180	0.180	0.180	0.00	3	12,000,000	2,160,000
Al -Mansour Bank	BMNS	1.370	1.380	1.360	1.370	1.360	1.360	1.370	-0.73	43	46,944,328	64,152,898
National Bank of Iraq	BNOI	2.400	2.500	2.370	2.470	2.350	2.450	2.400	2.08	81	62,929,832	155,144,409
Sumer Commerical Bank	BSUC	0.090	0.090	0.080	0.080	0.090	0.080	0.090	-11.11	9	110,003,000	8,900,270
United Bank	BUND	0.070	0.070	0.070	0.070	0.070	0.070	0.070	0.00	1	148,000	10,360
<b>Total Of Banks Sector</b>										<b>363</b>	<b>1,879,835,037</b>	<b>4,400,861,469</b>
<b>Telecommunication Sector</b>												
Asia Cell Telecommunication	TASC	9.400	9.600	9.400	9.530	9.400	9.600	9.400	2.13	86	16,265,500	154,973,764
Al-Khatem Telecoms	TZNI	2.440	2.440	2.440	2.440	2.460	2.440	2.460	-0.81	1	1,188	2,899
<b>Total Of Telecommunication</b>										<b>87</b>	<b>16,266,688</b>	<b>154,976,662</b>
<b>Insurance Sector</b>												
Dar Al-Salam for Insurance	NDSA	0.780	0.780	0.780	0.780	0.780	0.780	0.780	0.00	3	191,440	149,323
<b>Total Of Insurance Sector</b>										<b>3</b>	<b>191,440</b>	<b>149,323</b>
<b>Services Sector</b>												
Baghdad -Iraq Transportati	SBPT	46.100	46.500	46.100	46.440	46.250	46.500	46.250	0.54	2	58,125	2,699,563
Mamoura Realestate Invest	SMRI	5.630	5.630	5.630	5.630	5.630	5.630	5.630	0.00	1	1,765	9,937
Rehab Karbala	HKAR	0.530	0.530	0.530	0.530	0.550	0.530	0.550	-3.64	1	10,000	5,300
<b>Total Of Services Sector</b>										<b>4</b>	<b>69,890</b>	<b>2,714,799</b>
<b>Industry Sector</b>												
Baghdad Soft Drinks	IBSD	4.120	4.130	4.100	4.110	4.110	4.100	4.120	-0.49	23	6,758,540	27,804,709
Iraqi Marketing Date	IIDP	2.600	2.950	2.600	2.920	2.580	2.950	2.570	14.79	130	498,363,066	1,455,702,348
Iraqi For Tufted Carpets	IITC	14.800	14.800	14.800	14.800	14.610	14.800	14.610	1.30	1	8,000	118,400
Al -Khazer Road for Constr	IKHC	2.100	2.100	2.100	2.100	2.100	2.100	2.100	0.00	1	4,733	9,939
Al-Kindi of Veterinary Vacc	IKLV	1.850	1.850	1.650	1.810	1.660	1.650	1.660	-0.60	5	246,000	445,900
Al-Mansour Pharmaceutical	IMAP	1.870	1.930	1.870	1.880	1.870	1.880	1.870	0.53	77	25,461,866	47,831,616
Modern Sewing	IMOS	8.740	8.740	7.730	7.740	8.740	7.730	8.740	-11.56	2	137,803	1,066,366
National Chemical &Plastic	INCP	1.800	1.800	1.800	1.800	1.800	1.800	1.800	0.00	13	3,436,957	6,186,523
Ready Made Clothes	IRMC	3.300	3.300	3.300	3.300	3.310	3.300	3.310	-0.30	1	500,000	1,650,000
<b>Total Of Industry Sector</b>										<b>253</b>	<b>534,916,965</b>	<b>1,540,815,800</b>
<b>Hotels Sector</b>												
Ishtar Hotel	HISH	9.240	9.250	9.240	9.250	9.210	9.250	9.230	0.22	9	950,000	8,785,600
National for Tourist Investr	HNTI	9.900	9.950	9.900	9.910	9.850	9.900	9.900	0.00	5	486,046	4,816,108
<b>Total Of Hotels Sector</b>										<b>14</b>	<b>1,436,046</b>	<b>13,601,708</b>
<b>Agriculture Sector</b>												
Agricultural Products Meat	AIPM	5.000	5.000	5.000	5.000	5.000	5.000	5.000	0.00	2	19,885	99,425
Iraqi for Seed Production	AISP	9.360	9.400	9.350	9.360	9.400	9.390	9.360	0.32	71	13,271,445	124,244,277
Middle East for Production	AMEF	7.500	7.500	7.500	7.500	7.500	7.500	7.500	0.00	3	43,106	323,295
<b>Total Of Agriculture Sector</b>										<b>76</b>	<b>13,334,436</b>	<b>124,666,997</b>
<b>Total Of Regular</b>										<b>800</b>	<b>2,446,050,502</b>	<b>6,237,786,759</b>

## Non Regular Market Bulletin No (159)

Company Name	Code	opening Price	highest price	lowest price	Average price	Prev Average price	Closing Price	prev closing price	change (%)	No.of Trades	Traded Volume	Traded Value
<b>Banks Sector</b>												
International Islamic Bank	BINT	0.340	0.340	0.340	0.340	0.330	0.340	0.330	3.03	7	830,013,750	282,204,675
Credit Bank	BROI	0.850	0.860	0.840	0.850	0.850	0.850	0.850	0.00	19	16,246,603	13,832,299
Trans Iraq Bank for Invest	BTRI	0.520	0.520	0.520	0.520	0.550	0.520	0.550	-5.45	2	5,000,000	2,600,000
<b>Total Of Banks Sector</b>										<b>28</b>	<b>851,260,353</b>	<b>298,636,974</b>
<b>Total of Non Regular</b>										<b>28</b>	<b>851,260,353</b>	<b>298,636,974</b>

## Undisclosed Platform Companies Bulletin (160)

Company Name	Code	opening Price	highest price	lowest price	Average price	Prev Average price	Closing Price	prev closing price	change (%)	No.of Trades	Traded Volume	Traded Value
<b>Services Sector</b>												
General Transportation	SIGT	0.950	0.950	0.950	0.950	0.950	0.950	0.950	0.00	1	1,000,000	950,000
<b>Total Of Services Sector</b>										<b>1</b>	<b>1,000,000</b>	<b>950,000</b>
<b>Industry Sector</b>												
Electronic Industries	IELI	0.830	0.830	0.830	0.830	0.830	0.830	0.830	0.00	2	4,043,000	3,355,690
Al-Hilal Industries	IHLI	1.030	1.030	1.030	1.030	1.000	1.030	1.010	1.98	1	4,000,000	4,120,000
Iraqi Carton Manufacturies	IICM	1.700	1.760	1.700	1.700	1.700	1.720	1.710	0.58	10	57,575,186	98,017,937
The Light Industries	ITLI	0.720	0.720	0.710	0.710	0.710	0.720	0.700	2.86	9	17,600,000	12,552,000
<b>Total Of Industry Sector</b>										<b>22</b>	<b>83,218,186</b>	<b>118,045,627</b>
<b>Total of Undisclosed</b>										<b>23</b>	<b>84,218,186</b>	<b>118,995,627</b>
<b>Grand Total</b>										<b>851</b>	<b>3,381,529,041</b>	<b>6,655,419,360</b>

## Iraq Stock Exchange non trading companies on Monday 2/9/2024

Company Names	Code	Previous Average Price	Closing Price
<b>Banking Sector</b>			
Asia Al Iraq Islamic Bank	BAIB	0.900	0.900
National Islamic Bank	BNAI	0.570	0.570
Al-Taif Islamic Bank	BTIB	0.780	0.780
Elaf Islamic Bank	BELF	0.400	0.400
Kurdistan International Bank	BKUI	1.000	1.000
Union Bank of Iraq	BUOI	0.310	0.310
<b>Insurance Sector</b>			
Al-Ameen for Insurance	NAME	0.620	0.620
Gulf Insurance	NGIR	0.380	0.380
<b>Industry Sector</b>			
Iraqi Engineering Works	IIEW	3.500	3.500
Metallic Industries and Bicycles	IMIB	1.850	1.850
<b>Services Sector</b>			
Al-Nukhba for construction	SNUC	0.750	0.750
Kharkh Tour Amuzement City	SKTA	4.100	4.100
Al-Mosul for funfairs	SMOF	8.500	8.500
<b>Hotels Sector</b>			
Tourist Village of Mosul dam	HTVM	11.000	11.000
Babylon Hotel	HBAY	101.000	101.000
Baghdad Hotel	HBAG	10.700	10.700
Al-Mansour Hotel	HMAN	40.000	40.000
Al-Sadeer Hotel	HSAD	28.750	28.750
<b>Agriculture Sector</b>			
Al-Ahlyia agricultural production	AAHP	0.930	0.930
Iraqi Agricultural Products	AIRP	20.000	20.000
Babil Animal&vegetable Products	ABAP	1.000	1.000
Company Names	Code	Previous Average Price	Closing Price
<b>Banks Sector</b>			
World Islamic Bank	BWOR	1.000	1.000
International Development Bank	BIDB	1.000	1.000
Al-Qurtas Islamic Bank	BQUR	1.000	1.000
Arabiya Islamic Bank	BAAI	1.000	1.000
Al- Qabidh Islamic Bank	BQAB	0.240	0.240
AL- Mashreq al-Arabi Islamic Bank	BAMS	—	—
Trust International Islamic Bank	BTRU	0.750	0.750
Al Janoob Islamic Bank Investment	BJAB	1.000	1.000
Region Trade Bank	BRTB	1.000	1.000
Ameen Al Iraq Islamic Bank	BAME	1.000	1.000
Al Anssari Islamic Bank	BANS	1.000	1.000
Al Attaa Islamic Bank	BLAD	0.130	0.130
Al Mustashar Bank	BMUI	1.000	1.000
Iraq Noor Islamic Bank	BINI	0.500	0.500

<b>Erbil Bank</b>	<b>BERI</b>	<b>0.110</b>	<b>0.110</b>
<b>Insurance Sector</b>			
<b>Al -Hamraa Insurance</b>	<b>NHAM</b>	<b>0.750</b>	<b>0.750</b>
<b>Investment Sector</b>			
<b>Al-Ameen for Financial Investment</b>	<b>VAMF</b>	<b>1.000</b>	<b>1.000</b>
<b>AL-Wiaam for Financial Investment</b>	<b>VWIF</b>	<b>0.280</b>	<b>0.280</b>
<b>Services Sector</b>			
<b>Ibdaa Al-Sharq Al-Awsat</b>	<b>SIBD</b>	<b>1.000</b>	<b>1.000</b>
<b>Al-Ameen Estate Investment</b>	<b>SAEI</b>	<b>2.060</b>	<b>2.060</b>
<b>Industry Sector</b>			
<b>Modern chemical industries</b>	<b>IMCI</b>	<b>100.000</b>	<b>100.000</b>
<b>Baghdad for Packing Materials</b>	<b>IBPM</b>	<b>2.800</b>	<b>2.800</b>
<b>Fallujah for construction Materials</b>	<b>IFCM</b>	<b>3.350</b>	<b>3.350</b>
<b>National Furniture Industries</b>	<b>IHFI</b>	<b>2.000</b>	<b>2.000</b>
<b>Hotels Sector</b>			
<b>Ashour Hotel</b>	<b>HASH</b>	<b>23.500</b>	<b>23.500</b>
<b>Agriculture Sector</b>			
<b>Al-Ribas for Poultry and Fodder</b>	<b>AREB</b>	<b>—</b>	<b>—</b>
<b>Company Names</b>	<b>Code</b>	<b>Previous Average Price</b>	<b>Closing Price</b>
<b>Banks Sector</b>			
<b>Babylon Bank</b>	<b>BBAY</b>	<b>0.060</b>	<b>0.060</b>
<b>Investment Sector</b>			
<b>AL- Batek Investment</b>	<b>VBAT</b>	<b>0.390</b>	<b>0.390</b>
<b>Industry Sector</b>			
<b>Modern Construction Materials</b>	<b>IMCM</b>	<b>0.490</b>	<b>0.490</b>
<b>Services Sector</b>			
<b>AL-Badia for General Trans</b>	<b>SBAG</b>	<b>0.560</b>	<b>0.560</b>
<b>Hotels Sector</b>			
<b>Palestine Hotel</b>	<b>HPAL</b>	<b>18.500</b>	<b>18.500</b>
<b>Agriculture Sector</b>			
<b>Modern for Animal Production</b>	<b>AMAP</b>	<b>0.500</b>	<b>0.500</b>

Iraq Stock Exchange  
Non Iraqis' Bulletin Monday Sep 2 2024  
Regular Market



Non Iraqi Trading of Regular Market (Buy)

Company Names	Code	No.of trades	Traded Shares	Trading Volume
<b>Banks Sector</b>				
Bank Of Baghdad	BBOB	23	20,000,000	59,034,129
National Bank Of Iraq	BNOI	3	3,766,667	9,188,167
Al-Mansour Bank	BMNS	1	2,916,818	3,996,041
<b>Total Bank sector</b>		<b>27</b>	<b>26,683,485</b>	<b>72,218,338</b>
<b>Telecommunication Sector</b>				
Asia cell	TASC	12	3,500,000	33,204,937
<b>Total Telecommunication sector</b>		<b>12</b>	<b>3,500,000</b>	<b>33,204,937</b>
<b>Grand Total</b>		<b>39</b>	<b>30,183,485</b>	<b>105,423,275</b>

Non Iraqi Trading of Regular Market (Sell)

Company Names	Code	No.of trades	Traded Shares	Trading Volume
<b>Banks Sector</b>				
Bank Of Baghdad	BBOB	5	5,000,000	14,650,000
National Bank Of Iraq	BNOI	4	2,000,000	4,955,000
Al-Mansour Bank	BMNS	1	2,000,000	2,760,000
<b>Total Bank sector</b>		<b>10</b>	<b>9,000,000</b>	<b>22,365,000</b>
<b>Industry Sector</b>				
Iraqi Date Processing and Marketing	IIDP	6	11,650,000	30,358,500
<b>Total Industry sector</b>		<b>6</b>	<b>11,650,000</b>	<b>30,358,500</b>
<b>Grand Total</b>		<b>16</b>	<b>20,650,000</b>	<b>52,723,500</b>

Non Iraqi Trading of Second Market (BUY)

Company Names	Code	No. of trades	Traded Volume	Traded Value
<b>Banks Sector</b>				
Credit Bank Of Iraq	BROI	13	14,575,000	12,406,837
<b>Total Bank sector</b>		<b>13</b>	<b>14,575,000</b>	<b>12,406,837</b>
<b>Grand Total</b>		<b>13</b>	<b>14,575,000</b>	<b>12,406,837</b>



## Not Trading Bonds Bulletin

Bond type	Publish type	Code	last trading price	immortilize date
Banaa Bonds / million ID	First	CB10	1030000	12/10/2025
Banaa Bonds / million ID	second	CB20	964981	19/12/2025
Amara Bonds /500 thousand	First	CB25	————	10/09/2025
Amara Bonds /Million ID	First	CB30	984000	10/09/2027
Amara Bonds /500 thousand	Second	CB35	————	————
Amara Bonds /Million ID	Second	CB40	————	————
Amara Bonds /500 thousand	Third	CB45	————	————
Amara Bonds /Million ID	Third	CB50	————	————



# Iraq Stock Exchange

Monday 2/9/2024



## Not Trading OTC

Company Name	Code	Previous Average price
Rabee Securities	FRSE	—
Karmal Brokerage	FKSX	—

## Iraq Stock Exchange Suspended Companies

<b>Al-Rajih Islamic Bank (BRAJ)</b>	<b>19/09/2021</b>	<b>The trading suspended for not produce the Annual disclosure for 2020 at closing price (1.000) ID.</b>
<b>North Bank (BNOR)</b>	<b>31/10/2022</b>	<b>The trading suspended by ISC decision at closing price (0.070) ID.</b>
<b>Zain Al-Iraq Islamic Bank</b>	<b>11/08/2024</b>	<b>The trading suspended by ISC decision at closing price (0.340) ID. Because the bank under guardianship</b>
<b>Bain Al-Nahrain Financial Investmer</b>	<b>26/08/2024</b>	<b>The trading suspended by ISC decision at closing price (0.900) ID.</b>
<b>Al-Zawraa for Finanical Investment(</b>	<b>26/08/2024</b>	<b>The trading suspended by ISC decision at closing price (0.180) ID.</b>
<b>Alkhair for financial Investment(VKH</b>	<b>26/08/2024</b>	<b>The trading suspended by ISC decision at closing price (0.220) ID.</b>

## Iraq Stock Exchange News of listed companies Monday 2/9/2024

### Companies News

Dar Al-Salam for Insurance (NDSA)	General Assembly Meeting will be hold on Sunday 8/9/2024 at the company to discuss financial statement of 2023 , cash dividend . Trading has been suspend on Tuesday 3/9/2024 .
Al Attaa Islamic Bank (BLAD)	General Assembly Meeting will be hold on Tuesday 10/9/2024 at the company to discuss financial statement of 2023 , cash dividend and the deficit . Trading has been suspend on Thursday 5/9/2024 .
Baghdad Soft Drinks (IBSD)	General Assembly Meeting will be hold on Thursday 12/9/2024 at the Babylon Hotel to discuss financial statement of 2023 , cash dividend . Trading has been suspend on Monday 9/9/2024 .
Iraqi for Seed Production (AISP)	General Assembly Meeting will be hold on Saturday 14/9/2024 at the Baghdad Hall , Al Yarmook club to increasing in company capital from (20) billion to (26) billion according to spilt shares . Trading has been suspend on Tuesday 10/9/2024 .
Modern Sewing (IMOS)	General Assembly Meeting will be hold on Tuesday 24/9/2024 at the company to discuss financial statement of 2023 , cash dividend . Trading has been suspend on Thursday 19/9/2024 .
Al-Zawraa for Finanical Investment(V	General Assembly Meeting will be hold on Monday 7/10/2024 at the company to discuss financial statement of 2023 , discuss the deficit . The company suspended by the ISC decision in 26/8/2024 .
The Light Industries (ITLI)	General Assembly Meeting will be hold on Thursday 10/10/2024 at the company to discuss financial statement of 2017,2018 ,elect new four board of Administration . Trading has been suspend on Monday 7/10/2024 .
Ameen Al Iraq Islamic Bank (BAME)	General Assembly Meeting will be hold on Tuesday 15/10/2024 at the companyl to discuss financial statement of 2023 , cash dividend , increasing in company capital according to subscription . Trading has been suspend on Thursday 10/10/2024 .
Rehab Karbala (HKAR)	General Assembly Meeting will be hold on Sunday 20/10/2024 at the AIAtta Islamic Bank hall to discuss financial statement of 2023 , treat the deficit . Trading has been suspend on Tuesday 15/10/2024 .
Al-Taif Islamic Bank (BTIB)	General Assembly Meeting will be hold on Tuesday 12/11/2024 at the company to discuss increasing in bank capital from (250) billion to (300) billion according to subscription . Trading has been suspend on Thursday 7/11/2024 .
out of trading	
Iraqi Land Transport (SILT)	General Assembly Meeting will be hold on Wednesday 6/3/2024 at the Trade Ministry VIP Hall to resign the current board of Administration and elect new five board of Administration .Trading has been suspend on Sunday 3/3/2024.
Alahliya For Insurance(NAHF)	General Assembly Meeting will be hold on Thursday 29/8/2024 at the company to discuss financial statement of 2023 , cash dividend . Trading has been suspend on Monday 26/8/2024 .