

Iraq Stock Exchange



Trading Session Tuesday 2/7/2024 -

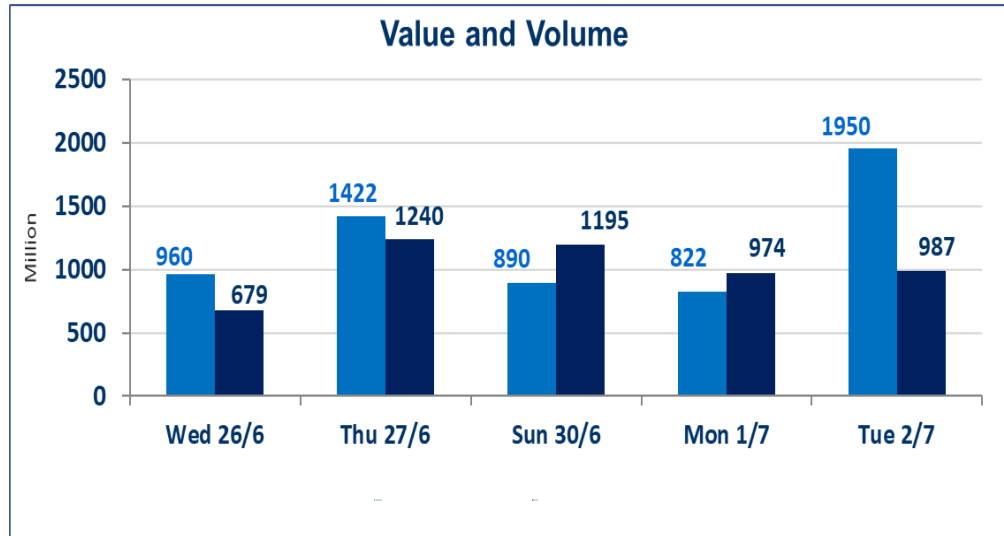
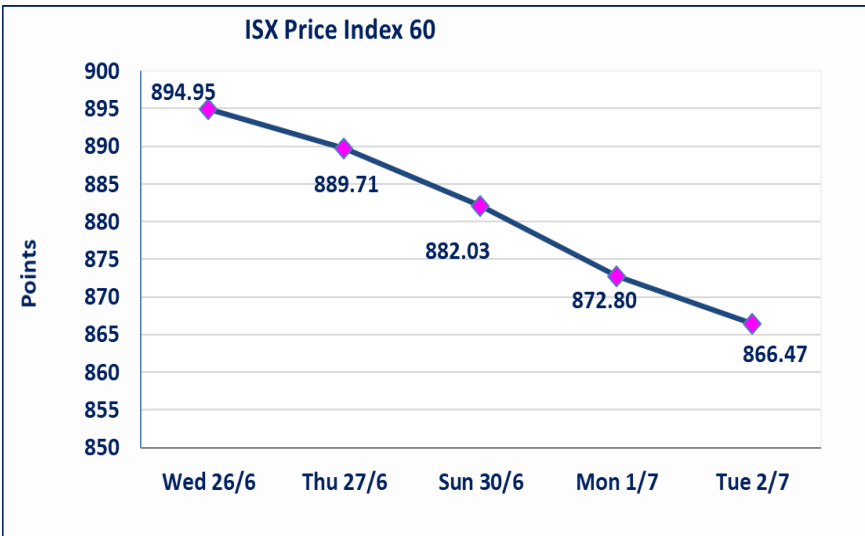
Traded Volume	1,950,233,820
ISX Index 60	866.47
Previous ISX Index60	872.80
Change %	-0.73
Change	-6.33

Listed Companies	103
Traded Companies	36
General Assembly Co.	9
Suspended Co.	2

Bulletin No (119) of 2024

Traded Value	987,981,513	Traders 333
ISX Index 15	990.85	
Previous ISX Index15	996.17	
Change %	-0.53	
Change	-5.32	

Non Traded Co.	56
High Companies	5
Low Companies	19
Un Listed Companies OTC	2



Gainers

Company Name	Closing Price	Change (%)	Traded Volume
Dar Al-Salam for Insurance	0.770	2.67	250,000
Commercial Bank of Iraq	0.800	2.56	250,000
Al -Mansour Bank	1.330	1.53	34,179,493
Iraqi Islamic Bank	1.090	0.93	2,295,507
Asia Cell Telecommunication	9.170	0.22	4,873,046

Losers

Company Name	Closing Price	Change (%)	Traded Volume
Ashour Hotel	18.100	-9.50	12,500
Baghdad Hotel	10.000	-6.10	100,000
Al-Khatem Telecoms	2.540	-5.93	10,000
Mosul Bank For Investment	0.190	-5.00	42,261,588
Ashur International Bank	0.290	-3.33	3,025,000

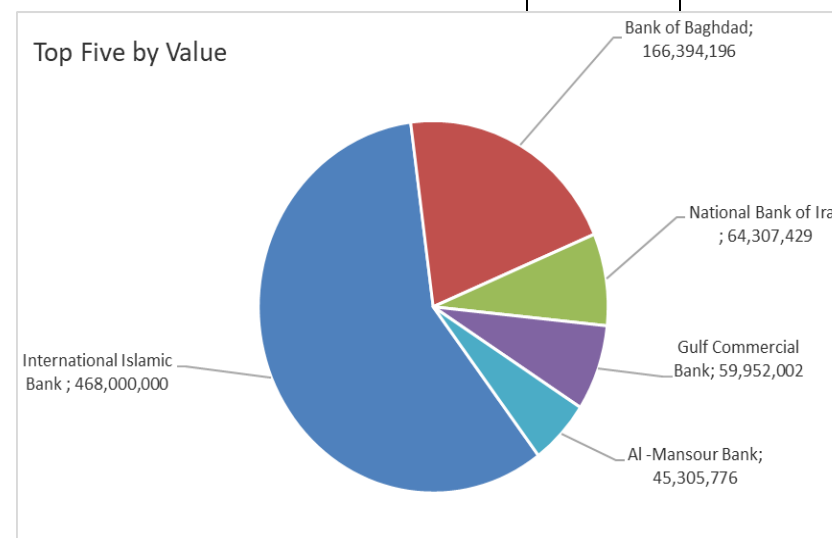
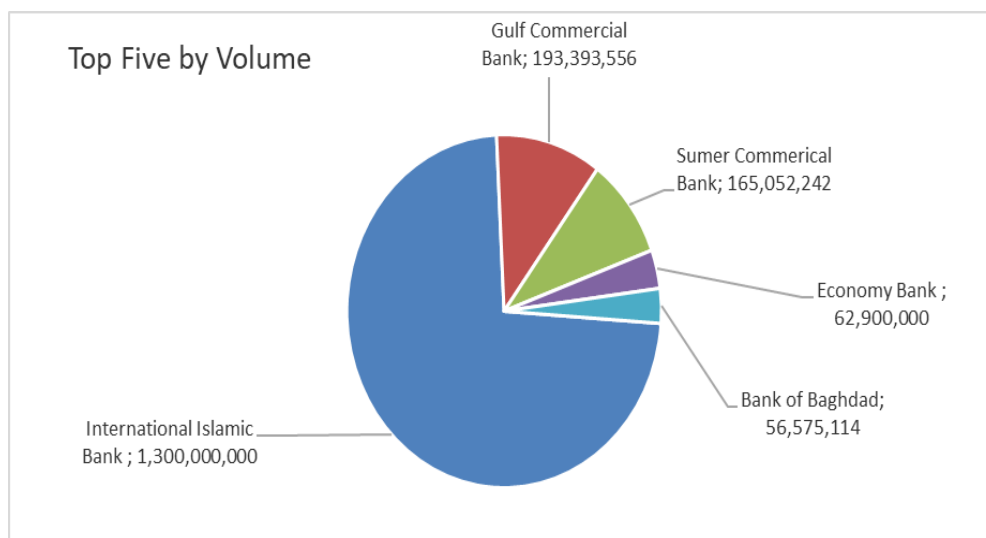
Traded Volume

Company Name	Closing Price	Change (%)	Traded Volume
International Islamic Bank	0.360	0.00	1,300,000,000
Gulf Commercial Bank	0.310	0.00	193,393,556
Sumer Commerical Bank	0.090	0.00	165,052,242
Economy Bank	0.230	0.00	62,900,000
Bank of Baghdad	2.920	-2.34	56,575,114

Traded Value

Company Name	Closing Price	Change (%)	Traded Value
International Islamic Bank	0.360	0.00	468,000,000
Bank of Baghdad	2.920	-2.34	166,394,196
National Bank of Iraq	2.700	-0.74	64,307,429
Gulf Commercial Bank	0.310	0.00	59,952,002
Al -Mansour Bank	1.330	1.53	45,305,776

0.22



Regular Market Bulletin No (119)



Company Name	Code	opening Price	highest price	lowest price	Average price	Prev Average price	Closing Price	prev closing price	change (%)	No.of Trades	Traded Volume	Traded Value
Banks Sector												
Ashur International Bank	BASH	0.290	0.290	0.290	0.290	0.300	0.290	0.300	-3.33	2	3,025,000	877,250
Bank of Baghdad	BBOB	2.990	2.990	2.920	2.940	2.990	2.920	2.990	-2.34	75	56,575,114	166,394,196
Commercial Bank of Iraq	BCOI	0.800	0.800	0.800	0.800	0.780	0.800	0.780	2.56	1	250,000	200,000
Economy Bank	BEFI	0.230	0.230	0.230	0.230	0.230	0.230	0.230	0.00	16	62,900,000	14,467,000
Gulf Commercial Bank	BGUC	0.310	0.310	0.310	0.310	0.310	0.310	0.310	0.00	27	193,393,556	59,952,002
Investment Bank of Iraq	BIBI	0.340	0.340	0.340	0.340	0.350	0.340	0.350	-2.86	1	2,000,000	680,000
Iraqi Islamic Bank	BIIB	1.090	1.090	1.090	1.090	1.070	1.090	1.080	0.93	7	2,295,507	2,502,103
Middle East Bank	BIME	0.100	0.100	0.100	0.100	0.100	0.100	0.100	0.00	4	25,000,000	2,500,000
Mosul Bank For Investment	BMFI	0.190	0.190	0.190	0.190	0.200	0.190	0.200	-5.00	7	42,261,588	8,029,702
Al -Mansour Bank	BMNS	1.320	1.330	1.320	1.330	1.310	1.330	1.310	1.53	28	34,179,493	45,305,776
National Bank of Iraq	BNOI	2.650	2.780	2.500	2.710	2.710	2.700	2.720	-0.74	30	23,758,325	64,307,429
Sumer Commerical Bank	BSUC	0.090	0.090	0.090	0.090	0.090	0.090	0.090	0.00	6	165,052,242	14,854,702
Total Of Banks Sector										204	610,690,825	380,070,159
Telecommunication Sector												
Asia Cell Telecommunication	TASC	9.200	9.200	9.150	9.180	9.170	9.170	9.150	0.22	29	4,873,046	44,748,979
Al-Khatem Telecoms	TZNI	2.540	2.540	2.540	2.540	2.700	2.540	2.700	-5.93	1	10,000	25,400
Total Of Telecommunication										30	4,883,046	44,774,379
Insurance Sector												
Dar Al-Salam for Insurance	NDSA	0.770	0.770	0.770	0.770	0.930	0.770	0.750	2.67	1	250,000	192,500
Total Of Insurance Sector										1	250,000	192,500
Services Sector												
Baghdad -Iraq Transportatio	SBPT	41.000	41.000	41.000	41.000	41.000	41.000	41.000	0.00	1	10,000	410,000
Kharkh Tour Amuzement Cit	SKTA	4.400	4.400	4.400	4.400	4.410	4.400	4.450	-1.12	1	40,000	176,000
Mamoura Realestate Invest	SMRI	6.000	6.000	6.000	6.000	5.890	6.000	6.100	-1.64	4	350,000	2,100,000
Total Of Services Sector										6	400,000	2,686,000
Industry Sector												
Baghdad Soft Drinks	IBSD	4.090	4.090	4.050	4.060	4.080	4.050	4.090	-0.98	22	8,030,000	32,564,400
Iraqi For Tufted Carpets	IITC	16.050	16.050	16.050	16.050	16.050	16.050	16.100	-0.31	5	104,872	1,683,196
Al-Mansour Pharmaceutical	IMAP	1.820	1.820	1.820	1.820	1.830	1.820	1.830	-0.55	7	3,000,000	5,460,000
Modern Sewing	IMOS	9.390	9.390	9.390	9.390	9.390	9.390	9.390	0.00	1	70,000	657,300
National Chemical &Plastic	INCP	1.790	1.790	1.790	1.790	1.800	1.790	1.800	-0.56	1	1,900,000	3,401,000
Ready Made Clothes	IRMC	3.450	3.450	3.450	3.450	3.480	3.450	3.450	0.00	1	50,000	172,500
Total Of Industry Sector										37	13,154,872	43,938,396
Hotels Sector												
Baghdad Hotel	HBAG	10.000	10.000	10.000	10.000	10.650	10.000	10.650	-6.10	1	100,000	1,000,000
Ishtar Hotel	HISH	9.700	9.700	9.650	9.660	9.860	9.650	9.700	-0.52	2	120,000	1,159,000
National for Tourist Investm	HNTI	10.800	10.800	10.800	10.800	10.800	10.800	10.800	0.00	1	4,000	43,200
Total Of Hotels Sector										4	224,000	2,202,200
Agriculture Sector												
Iraqi for Seed Production	AISP	8.200	8.200	8.100	8.130	8.280	8.100	8.200	-1.22	20	2,250,000	18,294,500
Total Of Agriculture Sector										20	2,250,000	18,294,500
Total Of Regular										302	631,852,743	492,158,134

Non Regular Market Bulletin No (118)

Company Name	Code	opening Price	highest price	lowest price	Average price	Prev Average price	Closing Price	prev closing price	change (%)	No.of Trades	Traded Volume	Traded Value
Banks Sector												
International Islamic Bank	BINT	0.360	0.360	0.360	0.360	0.360	0.360	0.360	0.00	2	1,300,000,000	468,000,000
Credit Bank	BROI	0.900	0.900	0.880	0.880	0.900	0.880	0.900	-2.22	9	13,100,000	11,584,000
Total Of Banks Sector										11	1,313,100,000	479,584,000
Services Sector												
Al-Ameen Estate Investment	SAEI	2.450	2.450	2.410	2.440	2.450	2.410	2.450	-1.63	4	1,409,103	3,432,167
Total Of Services Sector										4	1,409,103	3,432,167
Industry Sector												
Fallujah for construction Ma	IFCM	3.450	3.450	3.450	3.450	3.450	3.450	3.450	0.00	10	3,580,262	12,351,904
Total Of Industry Sector										10	3,580,262	12,351,904
Hotels Sector												
Ashour Hotel	HASH	18.100	18.100	18.100	18.100	20.000	18.100	20.000	-9.50	1	12,500	226,250
Total Of Hotels Sector										1	12,500	226,250
Total of Non Regular										26	1,318,101,865	495,594,321

Undisclosed Platform Companies Bulletin (119)

Company Name	Code	opening Price	highest price	lowest price	Average price	Prev Average price	Closing Price	prev closing price	change (%)	No.of Trades	Traded Volume	Traded Value
Investment Sector												
AL- Batek Investment	VBAT	0.380	0.380	0.380	0.380	0.380	0.380	0.380	0.00	2	127,440	48,427
Total Of Investment Sector										2	127,440	48,427
Services Sector												
General Transportation	SIGT	0.920	0.920	0.920	0.920	0.950	0.920	0.920	0.00	1	51,772	47,630
Total Of Banks Sector										1	51,772	47,630
Industry Sector												
Iraqi Carton Manufacturies	IICM	1.330	1.330	1.330	1.330	1.350	1.330	1.350	-1.48	2	100,000	133,000
Total Of Industry Sector										2	100,000	133,000
Total of un disclosed										5	279,212	229,057
Grand Total										333	1,950,233,820	987,981,513

Iraq Stock Exchange
Non Iraqis' Bulletin Tuesday July 2 2024
Regular Market



Non Iraqi Trading of Regular Market (Sell)

Company Names	Code	No.of trades	Traded Shares	Trading Volume
Banks Sector				
Bank Of Baghdad	BBOB	4	5,000,000	14,790,000
National Bank Of Iraq	BNOI	1	6,666,666	18,066,665
Total Bank sector		5	11,666,666	32,856,665
Grand Total		5	11,666,666	32,856,665

Iraq Stock Exchange

Tuesday 2/7/20244



Not Trading OTC

Company Name	Code	Previous Average price
Rabee Securities	FRSE	—
Karmal Brokerage	FKSX	10.000



Not Trading Bonds Bulletin

Bond type	Publish type	Code	last trading price	immortilize date
Banaa Bonds / million ID	First	CB10	1030000	12/10/2025
Banaa Bonds / million ID	second	CB20	964981	19/12/2025
Amara Bonds /500 thousand	First	CB25	—	10/09/2025
Amara Bonds /Million ID	First	CB30	984000	10/09/2027
Amara Bonds /500 thousand	Second	CB35	—	—
Amara Bonds /Million ID	Second	CB40	—	—
Amara Bonds /500 thousand	Third	CB45	—	—
Amara Bonds /Million ID	Third	CB50	—	—

Iraq Stock Exchange non trading companies on Tuesday 2/7/2024

Company Names	Code	Previous Average Price	Closing Price
Banking Sector			
Asia Al Iraq Islamic Bank	BAIB	0.900	0.900
Cihan Islamic Bank	BCIH	2.200	2.200
National Islamic Bank	BNAI	0.620	0.620
Elaf Islamic Bank	BELF	0.440	0.440
Al-Taif Islamic Bank	BTIB	0.690	0.690
Kurdistan International Bank	BKUI	1.000	1.000
United Bank	BUND	0.080	0.080
Union Bank of Iraq	BUOI	0.220	0.220
Insurance Sector			
Al-Ameen for Insurance	NAME	0.650	0.650
Services Sector			
Al-Nukhba for construction	SNUC	0.650	0.650
Rehab Karbala	HKAR	0.700	0.700
Al-Mosul for funfairs	SMOF	8.600	8.600
Industry Sector			
Iraqi Marketing Date	IIDP	1.550	1.540
Iraqi Engineering Works	IIEW	3.980	4.000
Al -Khazer Road for Construction Material	IKHC	2.100	2.100
Metallic Industries and Bicycles	IMIB	2.000	2.000
Hotels Sector			
Babylon Hotel	HBAY	105.030	105.030
Al-Mansour Hotel	HMAN	45.000	45.000
Agriculture Sector			
Middle East for Production- Fish	AMEF	7.400	7.400
Modern for Animal Production	AMAP	0.500	0.500
Agricultural Products Meat	AIPM	5.500	5.490
Iraqi Agricultural Products	AIRP	24.000	24.000
Al-Ahlyia agricultural production	AAHP	0.900	0.900
Company Names	Code	Previous Average Price	Closing Price
Banks Sector			
World Islamic Bank	BWOR	1.000	1.000
Arabiya Islamic Bank	BAAI	1.000	1.000
Al-Qurtas Islamic Bank	BQUR	1.000	1.000
Arabiya Islamic Bank	BAAI	1.000	1.000
Ameen Al Iraq Islamic Bank	BAME	1.000	1.000
Al- Qabidh Islamic Bank	BQAB	0.240	0.240
Al Anssari Islamic Bank	BANS	1.000	1.000
Erbil Bank	BERI	0.110	0.110
AL- Mashreq al-Arabi Islamic Bank	BAMS	-	-
Erbil Bank	BERI	0.110	0.110
Trust International Islamic Bank	BTRU	0.750	0.750
Al Janoob Islamic Bank Investment	BJAB	1.000	1.000
Al Mustashar Bank	BMUI	1.000	1.000
Region Trade Bank	BRTB	1.000	1.000
Al Attaa Islamic Bank	BLAD	0.130	0.130
Trans Iraq Bank for Investment	BTRI	0.700	0.700
Zain Al-Iraq Islamic Bank	BZII	0.340	0.340
Iraq Noor Islamic Bank	BINI	0.990	0.990
Insurance Sector			
Al -Hamraa Insurance	NHAM	0.900	0.900
Investment Sector			
Al-Zawraa for Financial Investment	VZAF	0.180	0.180
Al-Ameen for Financial Investment	VAMF	1.000	1.000
AL-Wiaam for Financial Investment	VWIF	0.350	0.350
Bain Al-Nahrain Financial Investment	VMES	0.900	0.900

Industry Sector			
Modern chemical industries	IMCI	100.000	100.000
National Furniture Industries	IHFI	2.300	2.300
Baghdad for Packing Materials	IBPM	2.800	2.800
Agriculture Sector			
Al-Ribas for Poultry and Fodder	AREB	-	-
Company Names	Code	Previous Average Price	Closing Price
Banks Sector			
Babylon Bank	BBAY	0.070	0.070
Investment Sector			
Alkhair for financial Investment	VKHF	0.200	0.200
Services Sector			
AL-Badia for General Trans	SBAG	0.600	0.600
Industry Sector			
Electronic Industries	IELI	0.710	0.710
Al-Hilal Industries	IHLI	1.080	1.080
The Light Industries	ITLI	0.680	0.680
Modern Construction Materials	IMCM	0.520	0.520
Hotels Sector			
Al-Sadeer Hotel	HSAD	29.000	29.000
Palestine Hotel	HPAL	21.000	21.000

Iraq Stock Exchange Suspended Companies

Al-Rajih Islamic Bank (BRAJ)	19/09/2021	The trading suspended for not produce the Annual disclosure for 2020 at closing price (1.000) ID.
North Bank (BNOR)	31/10/2022	The trading suspended by ISC decision at closing price (0.070) ID.

Iraq Stock Exchange News of listed companies Tuesday 2/7/2024

Companies News

Iraqi For Tufted Carpets(IITC)	General Assembly Meeting will be hold on Sunday 14/7/2024 at the Iraqi Economic Union to discuss financial statement of 2023 . Trading has been suspend on Tuesday 9/7/2024 .
National Chemical &Plastic (INCP)	General Assembly Meeting will be hold on Tuesday 23/7/2024 at the Iraqi Economic Union to discuss financial statement of 2022, discuss the deficit . Trading has been suspend on Wednesday 17/7/2024 .
out of trading	
Babil Animal&vegetable Products (ABAP)	General Assembly Meeting will be hold on Sunday 19/5/2024 at theAl Jadriya to discuss financial statement of 2021,2022 , cash dividend , discuss the deficit Trading has been suspend on Thursday 7/12/2023 .
Iraqi Land Transport (SILT)	General Assembly Meeting will be hold on Wednesday 6/3/2024 at the Trade Ministry VIP Hall to resign the current board of Administration and elect new five board of Administration .Trading has been suspend on Sunday 3/3/2024.
International Development Bank(ED)	General Assembly Meeting will be hold on Tuesday 4/6/2024 at the company Al Mansour Branch to discuss financial statement of 2023 ,cash dividend , increasing in company capital from 300 billion to 400 billion according to 56/ Fourth. Trading has been suspend on Tuesday 4/6/2024 .
Ibdaa Al-Sharq Al-Awsat (SIBD)	General Assembly Meeting will be hold on Tuesday 11/6/2024 at the Iraqi Middle East Bank to resign the Auditors and elect new one . Trading has been suspend onThursday 6/6/2024 .
Tourist Village of Mosul dam (HTVM)	General Assembly Meeting will be hold on Friday 28/6/2024 at Al Mousil Modern Plaza Hall to discuss financial statement of 2023. Trading has been suspend on Monday 24/6/2024 .
Gulf Insurance(NGIR)	General Assembly Meeting will be hold on Sunday 30/6/2024 at AlHunting Club to discuss reduce the board of Council Administration from seven to five and election new five . Trading has been suspend on Monday 24/6/2024 .
Alahliya For Insurance(NAHF)	General Assembly Meeting will be hold on Tuesday 2/7/2024 at the company to discuss financial statement of 2022 , discuss the deficit, elect five members of Administration council, incresingin company capital from 7 billion to 15 billion according to (55/first) . Trading has been suspend on Thursday 27/6/2024 .
Al-Kindi of Veterinary Vaccines(IKLV)	General Assembly Meeting will be hold on Wednesday 3/7/2024 at Athe company to elect new five board of Council Administration . Trading has been suspend on Sunday 30/6/2024 .
Region Trade Bank(BRTB)	General Assembly Meeting will be hold on Thursday 4/7/2024 at Athe company to elect new seven board of Council Administration . Trading has been suspend on Monday 1/7/2024 .