

# Iraq Stock Exchange



Trading Session Sunday 19/5/2024 -

Traded Volume 9,034,273,693

ISX Index 60 998.83

Previous ISX Index60 998.89

Change % -0.01

Change -0.06

Listed Companies 103

Traded Companies 32

General Assembly Co. 4

Suspended Co. 2

Bulletin No (93) of 2024

Traded Value 8,009,445,602 Trades 550

ISX Index 15 1074.56

Previous ISX Index15 1071.89

Change % 0.25

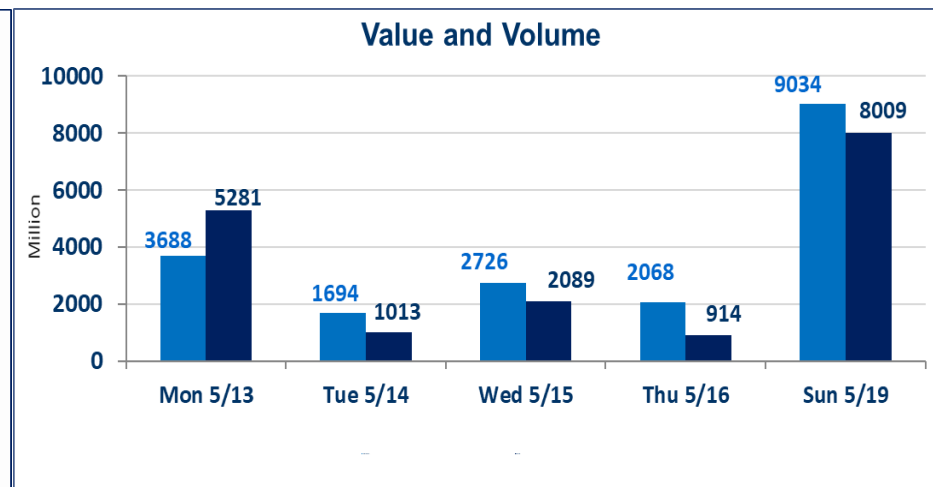
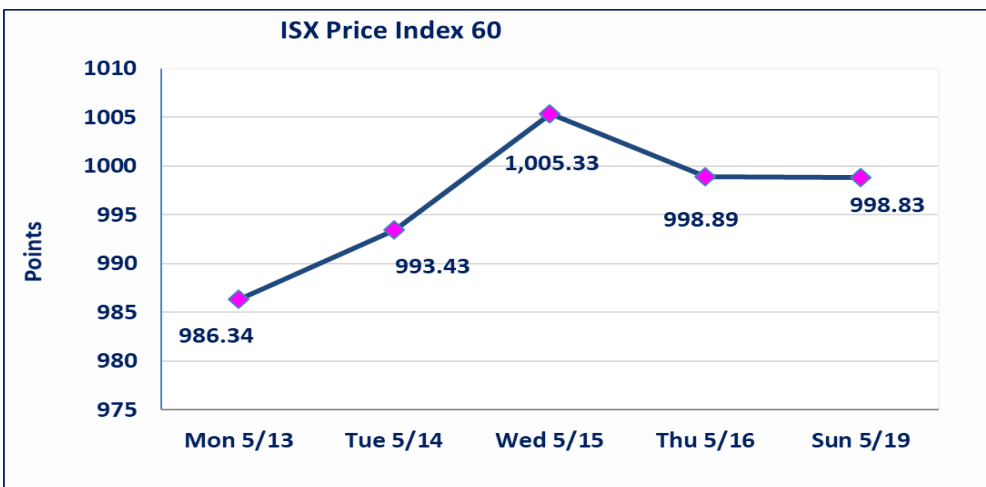
Change 2.67

Non Traded Co. 65

High Companies 12

Low Companies 8

Un Listed Companies OTC 2



Special Orders

Al Elaf brokerage Firms (Buy) & (Sell) executed International Cross to Al Mustashar Bank with volume (7,291,563,785) share and value (7,291,563,785) IQD, on an additional session time after 12 o'clock .



### Gainers

Company Name	Closing Price	Change (%)	Traded Volume
International Islamic Bank	0.320	18.52	93,219,190
Middle East Bank	0.120	9.09	605,800,030
Iraqi Islamic Bank	1.270	4.96	46,981,811
Iraqi Carton Manufacturies	1.100	3.77	4,550,000
Metallic Industries and Bicycles	1.820	3.41	1,400,000

### Losers

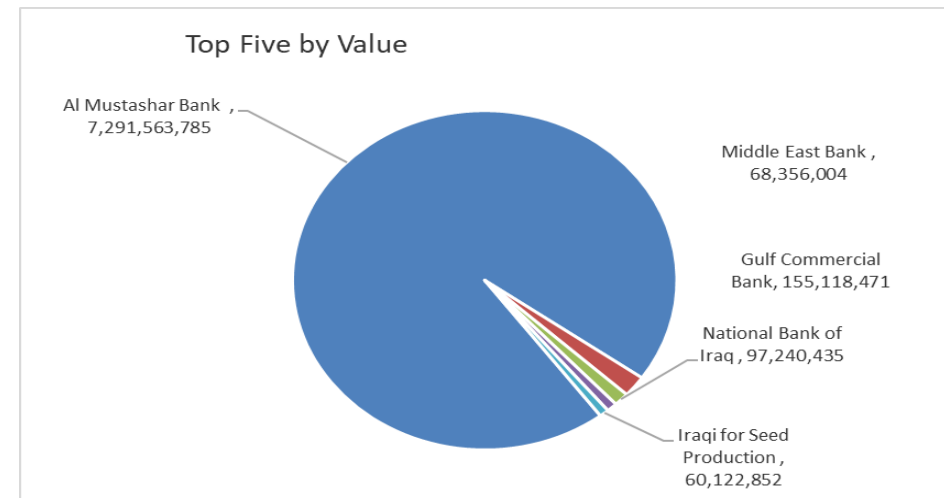
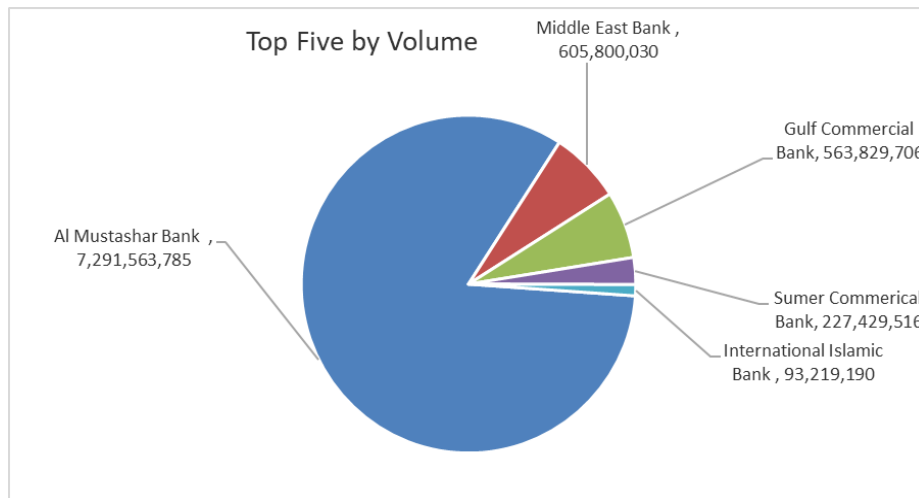
Company Name	Closing Price	Change (%)	Traded Volume
Sumer Commerical Bank	0.100	-9.09	227,429,516
Al-Kindi of Veterinary Vaccines	1.700	-4.49	3,325,000
Commercial Bank of Iraq	0.880	-4.35	66,045,426
Modern Sewing	10.490	-4.03	45,000
Gulf Commercial Bank	0.270	-3.57	563,829,706

### Traded Volume

Company Name	Closing Price	Change (%)	Traded Volume
Al Mustashar Bank	1.000	0.00	7,291,563,785
Middle East Bank	0.120	9.09	605,800,030
Gulf Commercial Bank	0.270	-3.57	563,829,706
Sumer Commerical Bank	0.100	-9.09	227,429,516
International Islamic Bank	0.320	18.52	93,219,190

### Traded Value

Company Name	Closing Price	Change (%)	Traded Value
Al Mustashar Bank	1.000	0.00	7,291,563,785
Gulf Commercial Bank	0.270	-3.57	155,118,471
National Bank of Iraq	3.000	1.35	97,240,435
Middle East Bank	0.120	9.09	68,356,004
Iraqi for Seed Production	8.100	-1.82	60,122,852



## Regular Market Bulletin No (93)



Company Name	Code	opening Price	highest price	lowest price	Average price	Prev Average price	Closing Price	prev closing price	change (%)	No.of Trades	Traded Volume	Traded Value
<b>Banks Sector</b>												
Ashur International Bank	BASH	0.290	0.300	0.290	0.300	0.300	0.300	0.300	0.00	14	16,900,000	5,025,000
Commercial Bank of Iraq	BCOI	0.910	0.920	0.880	0.900	0.950	0.880	0.920	-4.35	58	66,045,426	59,528,309
Economy Bank	BEFI	0.220	0.220	0.220	0.220	0.220	0.220	0.220	0.00	3	4,976,140	1,094,751
Gulf Commercial Bank	BGUC	0.290	0.290	0.270	0.280	0.290	0.270	0.280	-3.57	107	563,829,706	155,118,471
Investment Bank of Iraq	BIBI	0.390	0.390	0.380	0.390	0.400	0.390	0.390	0.00	13	29,012,000	11,234,680
Iraqi Islamic Bank	BIIB	1.240	1.270	1.230	1.260	1.210	1.270	1.210	4.96	85	46,981,811	59,161,059
Middle East Bank	BIME	0.120	0.120	0.110	0.110	0.110	0.120	0.110	9.09	47	605,800,030	68,356,004
National Bank of Iraq	BNOI	3.000	3.040	2.950	3.000	2.920	3.000	2.960	1.35	52	32,412,978	97,240,435
Sumer Commerical Bank	BSUC	0.110	0.110	0.100	0.100	0.100	0.100	0.110	-9.09	12	227,429,516	23,442,952
Al-Taif Islamic Bank	BTIB	0.700	0.700	0.700	0.700	0.700	0.700	0.700	0.00	1	1,700	1,190
<b>Total Of Banks Sector</b>										<b>392</b>	<b>1,593,389,307</b>	<b>480,202,850</b>
<b>Telecommunication Sector</b>												
Asia Cell Telecommunication	TASC	9.400	9.600	9.400	9.500	9.370	9.500	9.400	1.06	28	6,116,982	58,140,479
Al-Khatem Telecoms	TZNI	2.600	2.600	2.600	2.600	2.600	2.600	2.600	0.00	1	1,010	2,626
<b>Total Of Telecommunication</b>										<b>29</b>	<b>6,117,992</b>	<b>58,143,105</b>
<b>Insurance Sector</b>												
Dar Al-Salam for Insurance	NDSA	0.790	0.790	0.790	0.790	0.770	0.790	0.770	2.60	1	6,000,000	4,740,000
<b>Total Of InsuranceSector</b>										<b>1</b>	<b>6,000,000</b>	<b>4,740,000</b>
<b>Services Sector</b>												
Baghdad -Iraq Transportatio	SBPT	37.250	37.250	37.250	37.250	37.250	37.250	37.250	0.00	1	5,000	186,250
Mamoura Realestate Invest	SMRI	7.000	7.000	7.000	7.000	7.020	7.000	7.050	-0.71	2	814,359	5,700,513
<b>Total Of Services Sector</b>										<b>3</b>	<b>819,359</b>	<b>5,886,763</b>
<b>Industry Sector</b>												
Baghdad Soft Drinks	IBSD	4.350	4.350	4.350	4.350	4.350	4.350	4.350	0.00	13	4,221,579	18,363,869
Al-Kindi of Veterinary Vaccin	IKLV	1.780	1.780	1.700	1.780	1.790	1.700	1.780	-4.49	4	3,325,000	5,912,500
Al-Mansour Pharmaceutical	IMAP	1.840	1.930	1.840	1.850	1.850	1.850	1.850	0.00	18	8,200,000	15,211,000
Metallic Industries and Bicy	IMIB	1.820	1.820	1.820	1.820	1.760	1.820	1.760	3.41	1	1,400,000	2,548,000
Modern Sewing	IMOS	10.490	10.490	10.490	10.490	10.930	10.490	10.930	-4.03	1	45,000	472,050
<b>Total Of Industry Sector</b>										<b>37</b>	<b>17,191,579</b>	<b>42,507,419</b>
<b>Agriculture Sector</b>												
Agricultural Products Meat	AIPM	4.750	4.750	4.750	4.750	4.750	4.750	4.750	0.00	5	1,522,944	7,233,984
Iraqi for Seed Production	AISP	8.100	8.110	8.000	8.100	8.180	8.100	8.250	-1.82	43	7,426,993	60,122,852
Middle East for Production-	AMEF	7.400	7.400	7.400	7.400	7.360	7.400	7.360	0.54	1	300,000	2,220,000
<b>Total Of Agriculture Sector</b>										<b>49</b>	<b>9,249,937</b>	<b>69,576,836</b>
<b>Total Of Regular</b>										<b>511</b>	<b>1,632,768,174</b>	<b>661,056,973</b>

## Non Regular Market Bulletin No (93)

Company Name	Code	opening Price	highest price	lowest price	Average price	Prev Average price	Closing Price	prev closing price	change (%)	No.of Trades	Traded Volume	Traded Value
<b>Banks Sector</b>												
International Islamic Bank	BINT	0.320	0.320	0.320	0.320	0.270	0.320	0.270	18.52	11	93,219,190	29,830,141
Al Mustashar Bank	BMUI	1.000	1.000	1.000	1.000	1.000	1.000	1.000	0.00	4	7,291,563,785	7,291,563,785
Credit Bank	BROI	0.960	0.960	0.960	0.960	0.960	0.960	0.970	-1.03	2	4,500,000	4,320,000
<b>Total Of Banks Sector</b>										<b>17</b>	<b>7,389,282,975</b>	<b>7,325,713,926</b>
<b>Services Sector</b>												
Al-Ameen Estate Investmen	SAEI	2.510	2.540	2.510	2.520	2.630	2.530	2.510	0.80	4	1,230,000	3,098,300
<b>Total Of Services Sector</b>										<b>4</b>	<b>1,230,000</b>	<b>3,098,300</b>
<b>Industry Sector</b>												
Fallujah for construction Ma	IFCM	3.550	3.550	3.550	3.550	3.550	3.550	3.550	0.00	8	3,100,000	11,005,000
<b>Total Of Industry Sector</b>										<b>8</b>	<b>3,100,000</b>	<b>11,005,000</b>
<b>Total Of Non Regular</b>										<b>29</b>	<b>7,393,612,975</b>	<b>7,339,817,226</b>

## Undisclosed Platform Companies Bulletin (93)

Company Name	Code	opening Price	highest price	lowest price	Average price	Prev Average price	Closing Price	prev closing price	change (%)	No.of Trades	Traded Volume	Traded Value
<b>Banks Sector</b>												
Babylon Bank	BBAY	0.080	0.080	0.080	0.080	0.080	0.080	0.080	0.00	1	1,242,544	99,404
<b>Total Of Banks Sector</b>										<b>1</b>	<b>1,242,544</b>	<b>99,404</b>
<b>Industry Sector</b>												
Al-Hilal Industries	IHLI	0.980	0.980	0.980	0.980	0.970	0.980	0.970	1.03	1	500,000	490,000
Iraqi Carton Manufacturies	IICM	1.090	1.100	1.090	1.100	1.060	1.100	1.060	3.77	7	4,550,000	4,990,000
National Chemical &Plastic	INCP	1.870	1.870	1.870	1.870	1.850	1.870	1.850	1.08	1	1,600,000	2,992,000
<b>Total Of Industry Sector</b>										<b>9</b>	<b>6,650,000</b>	<b>8,472,000</b>
<b>Total of un disclosed</b>										<b>10</b>	<b>7,892,544</b>	<b>8,571,404</b>
<b>Grand Total</b>										<b>550</b>	<b>9,034,273,693</b>	<b>8,009,445,602</b>

# Iraq Stock Exchange

Trading Session Sunday 19/5/2024



## Not Trading OTC

Company Name	Code	Previous Average price
Rabee Securities	FRSE	—
Karmal Brokerage	FKSX	10.000



## Not Trading Bonds Bulletin

Bond type	Publish type	Code	last trading price	immortilize date
Banaa Bonds / million ID	First	CB10	1030000	10/12/2025
Banaa Bonds / million ID	second	CB20	964981	19/12/2025
Amara Bonds /500 thousand	First	CB25	—	9/10/2025
Amara Bonds /Million ID	First	CB30	984000	9/10/2027
Amara Bonds /500 thousand	Second	CB35	—	—
Amara Bonds /Million ID	Second	CB40	—	—
Amara Bonds /500 thousand	Third	CB45	—	—
Amara Bonds /Million ID	Third	CB50	—	—

Iraq Stock Exchange  
Non Iraqis' Bulletin Sunday May 19 2024  
Regular Market



Non Iraqi Trading of Regular Market (Buy)

Company Names	Code	No.of trades	Traded Shares	Trading Volume
<b>Telecommunication Sector</b>				
Asia cell	TASC	1	1,940	18,236
<b>Total Telecommunication sector</b>		1	1,940	18,236
<b>Grand Total</b>		1	1,940	18,236



## Iraq Stock Exchange non trading companies on Sunday 19/5/2024

Company Names	Code	Previous Average Price	Closing Price
<b>Banking Sector</b>			
Cihan Islamic Bank	BCIH	2.200	2.200
Asia Al Iraq Islamic Bank	BAIB	0.900	0.900
Elaf Islamic Bank	BELF	0.470	0.470
National Islamic Bank	BNAI	0.620	0.620
United Bank	BUND	0.080	0.080
Union Bank of Iraq	BUOI	0.200	0.200
Kurdistan International Bank	BKUI	0.850	0.850
Mosul Bank For Investment	BMFI	0.180	0.180
<b>Insurance Sector</b>			
Al-Ameen for Insurance	NAME	0.600	0.600
Gulf Insurance	NGIR	0.400	0.400
<b>Services Sector</b>			
Rehab Karbala	HKAR	0.800	0.800
Kharkh Tour Amuzement City	SKTA	4.650	4.650
Al-Mosul for funfairs	SMOF	8.700	8.700
Al-Nukhba for construction	SNUC	0.670	0.700
<b>Industry Sector</b>			
Al -Khazer Road for Construction Material	IKHC	2.500	2.500
Iraqi Engineering Works	IIEW	3.850	3.850
Iraqi For Tufted Carpets	IITC	15.000	15.000
Iraqi Marketing Date	IIDP	1.680	1.620
Ready Made Clothes	IRMC	3.340	3.550
<b>Hotels Sector</b>			
Tourist Village of Mosul dam	HTVM	11.000	11.000
Baghdad Hotel	HBAG	10.850	10.900
Babylon Hotel	HBAY	110.000	110.000
Ishtar Hotel	HISH	9.680	9.650
Al-Mansour Hotel	HMAN	45.000	45.000
National for Tourist Investment	HNTI	10.770	10.770
<b>Agriculture Sector</b>			
Modern for Animal Production	AMAP	0.450	0.450
Iraqi Agricultural Products	AIRP	23.250	23.250
Al-Ahlyia agricultural production	AAHP	0.950	0.950
Company Names	Code	Previous Average Price	Closing Price
<b>Banks Sector</b>			
World Islamic Bank	BWOR	1.000	1.000
Arabiya Islamic Bank	BAAI	1.000	1.000
Zain Al-Iraq Islamic Bank	BZII	0.340	0.340
Al-Qurtas Islamic Bank	BQUR	1.000	1.000
Arabiya Islamic Bank	BAAI	1.000	1.000
Al Janoob Islamic Bank Investment	BJAB	1.000	1.000
Ameen Al Iraq Islamic Bank	BAME	1.000	1.000
International Development Bank	BIDB	1.000	1.000
Al- Qabidh Islamic Bank	BQAB	0.240	0.240
Al Anssari Islamic Bank	BANS	1.000	1.000
Iraq Noor Islamic Bank	BINI	1.050	1.050
Erbil Bank	BERI	0.110	0.110
Trust International Islamic Bank	BTRU	0.750	0.750
Trans Iraq Bank for Investment	BTRI	0.740	0.740
AL- Mashreq al-Arabi Islamic Bank	BAMS	-	-
Al Attaa Islamic Bank	BLAD	0.140	0.140
Region Trade Bank	BRTB	1.000	1.000
Erbil Bank	BERI	0.110	0.110

Insurance Sector			
Al -Hamraa Insurance	NHAM	0.900	1.000
Alahliya For Insurance	NAHF	0.330	0.330
Investment Sector			
Al-Zawraa for Finanical Investment	VZAF	0.180	0.180
AL-Wiaam for Financial Investment	VWIF	0.310	0.350
Al-Ameen for Financial Investment	VAMF	1.000	1.000
Bain Al-Nahrain Financial Investment	VMES	0.900	0.900
Services Sector			
Ibdaa Al-Sharq Al-Awsat	SIBD	1.000	1.000
Industry Sector			
Baghdad for Packing Materials	IBPM	2.230	3.120
National Furniture Industries	IHFI	2.300	2.300
Modern chemical industries	IMCI	100.000	100.000
Hotels Sector			
Ashour Hotel	HASH	16.000	16.000
Agriculture Sector			
Al-Ribas for Poultry and Fodder	AREB	-	-
Company Names	Code	Previous Average Price	Closing Price
Services Sector			
General Transportation	SIGT	0.950	0.950
AL-Badia for General Trans	SBAG	0.600	0.600
IndustrySector			
Electronic Industries	IELI	0.740	0.740
The Light Industries	ITLI	0.720	0.720
Modern Construction Materials	IMCM	0.620	0.620
Investment Sector			
AL- Batek Investment	VBAT	0.380	0.380
Alkhair for financial Investment	VKHF	0.200	0.200
Hotels Sector			
Palestine Hotel	HPAL	23.000	23.000
Al-Sadeer Hotel	HSAD	28.000	28.000



### Iraq Stock Exchange Suspended Companies

Al-Rajih Islamic Bank (BRAJ)	9/19/2021	The trading suspended for not produce the Annual disclosure for 2020 at closing price (1.000) ID.
North Bank (BNOR)	31/10/2022	The trading suspended by ISC decision at closing price (0.070) ID.

## Iraq Stock Exchange News of listed companies Sunday 19/5/2024

### Companies News

Al-Ameen for Financial Investment	General Assembly Meeting will be hold on Tuesday 28/5/2024 at the company to discuss financial statement of 2023 , discuss the deficit . Trading has been suspend on Thursday 23/5/2024 .
Ashur International Bank (BASH)	General Assembly Meeting will be hold on Wednesday 29/5/2024 at the Alriyada Station to discuss financial statement of 2022 , cash dividend, elect seven members of Administration council . Trading has been suspend on Sunday 26/5/2024 .
Ibdaa Al-Sharq Al-Awsat (SIBD)	General Assembly Meeting will be hold on Tuesday 11/6/2024 at the Iraqi Middle East Bank to resign the Auditors and elect new one . Trading has been suspend on Thursday 6/6/2024 .
out of trading	
Babil Animal&vegetable Products (ABAP)	General Assembly Meeting will be hold on Sunday 19/5/2024 at theAl Jadriya to discuss financial statement of 2021,2022 , cash dividend , discuss the deficit Trading has been suspend on Thursday 7/12/2023 .
Iraqi Land Transport (SILT)	General Assembly Meeting will be hold on Wednesday 6/3/2024 at the Trade Ministry VIP Hall to resign the current board of Administration and elect new five board of Administration .Trading has been suspend on Sunday 3/3/2024.
Bank of Baghdad (BBOB)	General Assembly Meeting will be hold on Saturday 18/5/2024 at the Dijla Town to discuss financial statement of 2023 , cash dividend , increasing in company capital from 250 billion to 325 billion according to 55/ second . Trading has been suspend on Tuesday 14/5/2024 .
Al -Mansour Bank (BMNS)	General Assembly Meeting will be hold on Tuesday 21/5/2024 at the Al Alwiya Club to discuss financial statement of 2023 , cash dividend , increasing in company capital from 300 billion to 350 billion according to 55/First& second . Trading has been suspend on Thursday 16/5/2024 .

|