

Iraq Stock Exchange



Trading Session Thursday 18/7/2024 -

Traded Volume 717,322,770

ISX Index 60 916.70

Previous ISX Index60 905.85

Change % 1.2

Change 10.85

Listed Companies 103

Traded Companies 34

General Assembly Co. 4

Suspended Co. 7

Bulletin No (129) of 2024

Traded Value 1,580,951,943 Traders

ISX Index 15 1034.07

Previous ISX Index15 1025.00

Change % 0.82

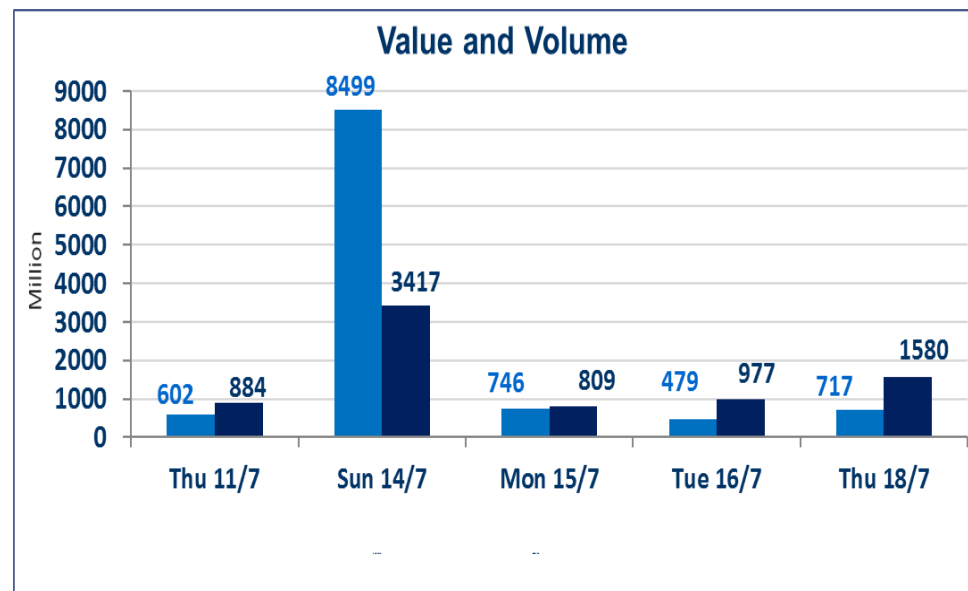
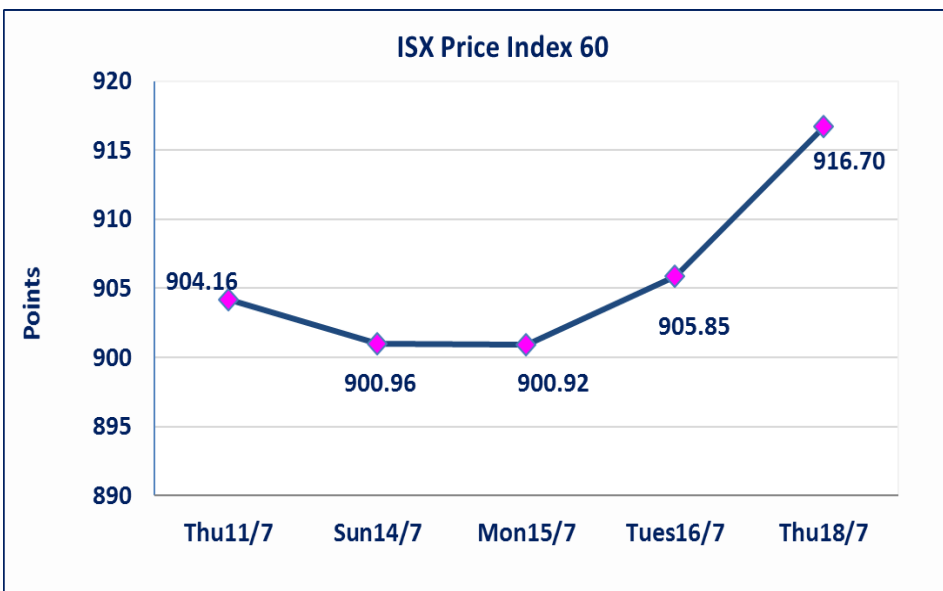
Change 8.43

Non Traded Co. 58

High Companies 12

Low Companies 5

Un Listed Companies OTC 2



]

Gainers

Company Name	Closing Price	Change (%)	Traded Volume
Iraqi Engineering Works	4.370	15.00	100,000
Ashour Hotel	20.000	5.26	302,375
Iraqi Agricultural Products	23.000	4.55	20,377
Al -Mansour Bank	1.420	4.41	133,149,368
Alkhair for financial Investment	0.240	4.35	16,995,000

Losers

Company Name	Closing Price	Change (%)	Traded Volume
Baghdad -Iraq Transportation	41.500	-1.19	150,000
Credit Bank	0.840	-1.18	10,485,000
Mamoura Realestate Investment	6.130	-1.13	1,781,180
Fallujah for construction Material	3.590	-0.55	1,050,000

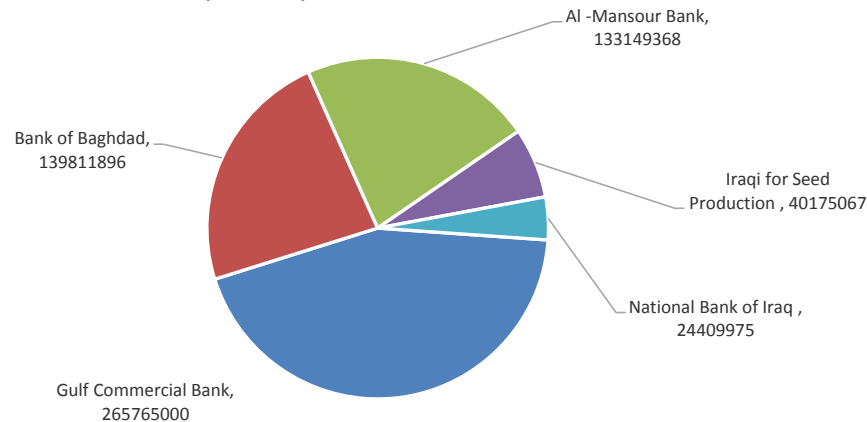
Traded Volume

Company Name	Closing Price	Change (%)	Traded Volume
Gulf Commercial Bank	0.340	3.03	265,765,000
Bank of Baghdad	3.050	2.35	139,811,896
Al -Mansour Bank	1.420	4.41	133,149,368
Iraqi for Seed Production	11.000	2.33	40,175,067
National Bank of Iraq	2.680	0.00	24,409,975

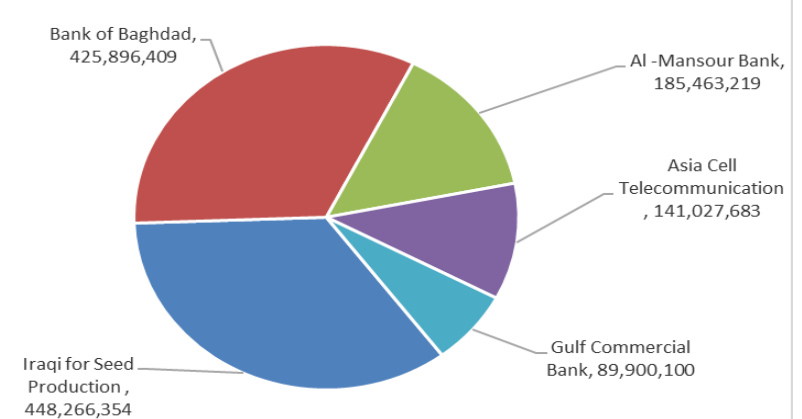
Traded Value

Company Name	Closing Price	Change (%)	Traded Value
Iraqi for Seed Production	11.000	2.33	448,266,354
Bank of Baghdad	3.050	2.35	425,896,409
Al -Mansour Bank	1.420	4.41	185,463,219
Asia Cell Telecommunication	9.450	0.85	141,027,683
Gulf Commercial Bank	0.340	3.03	89,900,100

Top Five by Volume



Top Five by Value



Regular Market Bulletin No (129)



Company Name	Code	opening Price	highest price	lowest price	Average price	Prev Average price	Closing Price	prev closing price	change (%)	No.of Trades	Traded Volume	Traded Value
Banks Sector												
Ashur International Bank	BASH	0.290	0.300	0.290	0.300	0.290	0.300	0.290	3.45	2	1,044,966	313,040
Bank of Baghdad	BBOB	2.990	3.100	2.990	3.050	2.980	3.050	2.980	2.35	138	139,811,896	425,896,409
Economy Bank	BEFI	0.230	0.230	0.230	0.230	0.230	0.230	0.230	0.00	1	1,250,000	287,500
Gulf Commercial Bank	BGUC	0.330	0.340	0.330	0.340	0.330	0.340	0.330	3.03	43	265,765,000	89,900,100
Investment Bank of Iraq	BIBI	0.350	0.350	0.350	0.350	0.350	0.350	0.350	0.00	6	3,800,000	1,330,000
Iraqi Islamic Bank	BIIB	1.160	1.160	1.150	1.150	1.150	1.160	1.160	0.00	17	8,128,689	9,380,290
Mosul Bank For Investment	BMFI	0.190	0.190	0.190	0.190	0.190	0.190	0.190	0.00	12	9,650,000	1,833,500
Al -Mansour Bank	BMNS	1.360	1.430	1.360	1.390	1.360	1.420	1.360	4.41	64	133,149,368	185,463,219
National Bank of Iraq	BNOI	2.680	2.720	2.680	2.690	2.660	2.680	2.680	0.00	42	24,409,975	65,780,683
Union Bank of Iraq	BUOI	0.220	0.220	0.220	0.220	0.220	0.220	0.220	0.00	2	724,000	159,280
Total Of Banks Sector										327	587,733,894	780,344,020
Telecommunication Sector												
Asia Cell Telecommunication	TASC	9.370	9.520	9.370	9.460	9.330	9.450	9.370	0.85	80	14,902,920	141,027,683
Total Of Telecommunication										80	14,902,920	141,027,683
Services Sector												
Baghdad -Iraq Transportatio	SBPT	42.000	42.000	41.500	41.530	41.610	41.500	42.000	-1.19	4	150,000	6,230,000
Mamoura Realestate Invest	SMRI	6.130	6.140	6.050	6.100	6.270	6.130	6.200	-1.13	8	1,781,180	10,870,639
Total Of Services Sector										12	1,931,180	17,100,639
Industry Sector												
Baghdad Soft Drinks	IBSD	4.500	4.550	4.500	4.510	4.460	4.500	4.500	0.00	41	15,158,666	68,378,549
Iraqi Marketing Date	IIDP	1.410	1.430	1.410	1.410	1.440	1.430	1.420	0.70	8	17,240,000	24,361,200
Iraqi Engineering Works	IIEW	4.370	4.370	4.370	4.370	3.800	4.370	3.800	15.00	1	100,000	437,000
Iraqi For Tufted Carpets	IITC	15.080	15.080	14.680	14.840	15.070	14.680	15.150	-3.10	10	1,100,000	16,327,800
Al-Kindi of Veterinary Vaccin	IKLV	1.600	1.600	1.600	1.600	1.600	1.600	1.600	0.00	1	50,000	80,000
Al-Mansour Pharmaceutical	IMAP	1.900	1.900	1.890	1.890	1.890	1.890	1.890	0.00	11	1,897,819	3,591,878
Modern Sewing	IMOS	9.050	9.050	9.050	9.050	9.060	9.050	9.050	0.00	5	513,000	4,642,650
Ready Made Clothes	IRMC	3.500	3.500	3.500	3.500	3.480	3.500	3.500	0.00	2	49,577	173,520
Total Of Industry Sector										79	36,109,062	117,992,597
Hotels Sector												
Ishtar Hotel	HISH	9.700	9.800	9.700	9.790	9.690	9.800	9.700	1.03	9	1,850,000	18,102,500
Total Of Hotels Sector										9	1,850,000	18,102,500
Agriculture Sector												
Iraqi Agricultural Products	AIRP	22.000	23.000	22.000	22.050	22.000	23.000	22.000	4.55	4	20,377	449,294
Iraqi for Seed Production	AISP	10.950	11.250	10.950	11.160	10.650	11.000	10.750	2.33	237	40,175,067	448,266,354
Middle East for Production-	AMEF	7.500	7.500	7.500	7.500	7.500	7.500	7.500	0.00	5	4,380,652	32,854,890
Total Of Agriculture Sector										246	44,576,096	481,570,538
Total Of Regular										753	687,103,152	1,556,137,977

Non Regular Market Bulletin No (128)

Company Name	Code	opening Price	highest price	lowest price	Average price	Prev Average price	Closing Price	prev closing price	change (%)	No.of Trades	Traded Volume	Traded Value
Banks Sector												
International Islamic Bank	BINT	0.350	0.350	0.350	0.350	0.350	0.350	0.350	0.00	1	177,505	62,127
Credit Bank	BROI	0.850	0.850	0.840	0.840	0.840	0.840	0.850	-1.18	9	10,485,000	8,809,750
Total Of Banks Sector										10	10,662,505	8,871,877
Industry Sector												
Fallujah for construction Ma	IFCM	3.610	3.610	3.590	3.590	3.590	3.590	3.610	-0.55	4	1,050,000	3,770,500
Total Of Industry Sector										4	1,050,000	3,770,500
Hotels Sector												
Ashour Hotel	HASH	19.500	20.000	19.500	19.830	19.000	20.000	19.000	5.26	7	302,375	5,997,500
Total Of Hotels Sector										7	302,375	5,997,500
Total of Non Regular										21	12,014,880	18,639,877

Undisclosed Platform Companies Bulletin (129)

Company Name	Code	opening Price	highest price	lowest price	Average price	Prev Average price	Closing Price	prev closing price	change (%)	No.of Trades	Traded Volume	Traded Value
Banks Sector												
Babylon Bank	BBAY	0.070	0.070	0.070	0.070	0.070	0.070	0.070	0.00	1	2,000	140
Total Of Banks Sector										1	2,000	140
Investment Sector												
Alkhair for financial Investm	VKHF	0.240	0.240	0.240	0.240	0.220	0.240	0.230	4.35	2	16,995,000	4,078,800
Investment Sector										2	16,995,000	4,078,800
Industry Sector												
Electronic Industries	IELI	0.700	0.700	0.700	0.700	0.700	0.700	0.700	0.00	2	1,000,000	700,000
Iraqi Carton Manufacturies	IICM	1.470	1.470	1.470	1.470	1.450	1.470	1.470	0.00	2	151,938	223,349
Total Of Industry Sector										4	1,151,938	923,349
Hotels Sector												
Palestine Hotel	HPAL	21.000	21.000	21.000	21.000	21.000	21.000	21.000	0.00	3	55,800	1,171,800
Total Of Hotels Sector										3	55,800	1,171,800
Total of										10	18,204,738	6,174,089
Grand Total										784	717,322,770	1,580,951,943

Iraq Stock Exchange
 Non Iraqis' Bulletin Thursday July 18 2024
 Regular Market



Non Iraqi Trading of Regular Market (Sell)

Company Names	Code	No.of trades	Traded Shares	Trading Volume
Banks Sector				
Bank Of Baghdad	BBOB	9	18,500,000	56,325,000
National Bank Of Iraq	BNOI	8	7,000,000	18,840,000
Total Bank sector		17	25,500,000	75,165,000
Industry Sector				
Iraqi Engineering Works	IIEW	1	100,000	437,000
Total Industry sector		1	100,000	437,000
Grand Total		18	25,600,000	75,602,000

Iraq Stock Exchange non trading companies on Thursday 18/7/2024

Company Names	Code	Previous Average Price	Closing Price
Banking Sector			
Asia Al Iraq Islamic Bank	BAIB	0.900	0.900
Cihan Islamic Bank	BCIH	2.200	2.200
National Islamic Bank	BNAI	0.620	0.620
Elaf Islamic Bank	BELF	0.440	0.440
Middle East Bank	BIME	0.100	0.100
United Bank	BUND	0.090	0.090
Kurdistan International Bank	BKUI	1.000	1.000
Sumer Commerical Bank	BSUC	0.090	0.090
Al-Taif Islamic Bank	BTIB	0.690	0.690
Commercial Bank of Iraq	BCOI	0.820	0.820
Telecommunication Sector			
Al-Khatem Telecoms	TZNI	2.540	2.540
Insurance Sector			
Al-Ameen for Insurance	NAME	0.650	0.650
Dar Al-Salam for Insurance	NDSA	0.810	0.810
Services Sector			
Al-Nukhba for construction	SNUC	0.650	0.650
Rehab Karbala	HKAR	0.700	0.700
Kharkh Tour Amuzement City	SKTA	4.400	4.400
Al-Mosul for funfairs	SMOF	8.600	8.600
Industry Sector			
Metallic Industries and Bicycles	IMIB	2.010	2.200
Al -Khazer Road for Construction Material	IKHC	2.100	2.100
Hotels Sector			
National for Tourist Investment	HNTI	11.500	11.500
Tourist Village of Mosul dam	HTVM	11.000	11.000
Al-Mansour Hotel	HMAN	45.000	45.000
Baghdad Hotel	HBAG	10.850	10.850
Babylon Hotel	HBAY	105.000	105.000
Agriculture Sector			
Al-Ahlyia agricultural production	AAHP	0.900	0.900
Agricultural Products Meat	AIPM	5.330	5.400
Company Names	Code	Previous Average Price	Closing Price
Banks Sector			
World Islamic Bank	BWOR	1.000	1.000
Arabiya Islamic Bank	BAAI	1.000	1.000
Al-Qurtas Islamic Bank	BQUR	1.000	1.000
Arabiya Islamic Bank	BAAI	1.000	1.000
Al- Qabidh Islamic Bank	BQAB	0.240	0.240
Al Anssari Islamic Bank	BANS	1.000	1.000
Erbil Bank	BERI	0.110	0.110
AL- Mashreq al-Arabi Islamic Bank	BAMS	—	—
Erbil Bank	BERI	0.110	0.110
Trust International Islamic Bank	BTRU	0.750	0.750
Al Janoob Islamic Bank Investment	BJAB	1.000	1.000
Al Mustashar Bank	BMUI	1.000	1.000
Region Trade Bank	BRTB	1.000	1.000
Region Trade Bank	BRTB	1.000	1.000
Trans Iraq Bank for Investment	BTRI	0.640	0.640
Al Attaa Islamic Bank	BLAD	0.140	0.140
Iraq Noor Islamic Bank	BINI	0.850	0.850
Insurance Sector			
Al -Hamraa Insurance	NHAM	0.900	0.900
Alahliya For Insurance	NAHF	0.310	0.310
Services Sector			
Al-Ameen Estate Investment	SAEI	2.500	2.500
Investment Sector			
Al-Zawraa for Finanical Investment	VZAF	0.180	0.180
Al-Ameen for Financial Investment	VAMF	1.000	1.000
Al-Wiaam for Financial Investment	VWIF	0.350	0.350
Bain Al-Nahrain Financial Investment	VMES	0.900	0.900
Industry Sector			
Modern chemical industries	IMCI	100.000	100.000
National Furniture Industries	IHFI	2.300	2.300
Baghdad for Packing Materials	IBPM	2.800	2.800

Agriculture Sector			
AL-Ribas for Poultry and Fodder	AREB	—	—
Company Names	Code	Previous Average Price	Closing Price
Investment Sector			
AL- Batek Investment	VBAT	0.380	0.380
Services Sector			
AL-Badia for General Trans	SBAG	0.580	0.580
General Transportation	SIGT	0.970	0.970
Industry Sector			
Al-Hilal Industries	IHLI	1.080	1.080
Modern Construction Materials	IMCM	0.540	0.540
The Light Industries	ITLI	0.690	0.690
Hotels Sector			
Al-Sadeer Hotel	HSAD	28.750	28.750

Iraq Stock Exchange Suspended Companies

Al-Rajih Islamic Bank (BRAJ)	19/09/2021	The trading suspended for not produce the Annual disclosure for 2020 at closing price (1.000) ID.
North Bank (BNOR)	31/10/2022	The trading suspended by ISC decision at closing price (0.070) ID.
Gulf Insurance (NGIR)	14/07/2024	The trading suspended for not produce the quarterly disclosure for the first quarter of 2024 at closing price (0.420) ID.
Modern for Animal Production (AMAP)	14/07/2024	The trading suspended for not produce the quarterly disclosure for the first quarter of 2024 at closing price (0.500) ID.
Babil Animal&vegetable Products(ABA)	14/07/2024	The trading suspended for not produce the quarterly disclosure for the first quarter of 2024 .
Zain Al-Iraq Islamic Bank (BZII)	14/07/2024	The trading suspended for not produce the quarterly disclosure for the first quarter of 2024 at closing price (0.340) ID.
Ameen Al Iraq Islamic Bank(BAME)	14/07/2024	The trading suspended for not produce the quarterly disclosure for the first quarter of 2024 at closing price (1.000) ID.

Iraq Stock Exchange News of listed companies Thursday 18/7/2024

Companies News

National Chemical &Plastic (INCP)	General Assembly Meeting will be hold on Tuesday 23/7/2024 at the Iraqi Economic Union to discuss financial statement of 2022, discuss the deficit . Trading has been suspend on Wednesday 17/7/2024 .
Al -Hamraa Insurance (NHAM)	General Assembly Meeting will be hold on Wednesday 24/7/2024 at the the company to discuss financial statement of 2022, elect new board . Trading has been suspend on Sunday 21/7/2024 .
Al-Taif Islamic Bank(BTIB)	General Assembly Meeting will be hold on Sunday 28/7/2024 at the company to discuss financial statement of 2023, discuss the cash dividend . Trading has been suspend on Tuesday 23/7/2024 .
Trans Iraq Bank for Investment(BTRI)	General Assembly Meeting will be hold on Monday 29/7/2024 at the company o discuss financial statement of 2023, discuss the cash dividend .Trading has been suspend on Wednesday 24/7/2024 .
Karmal Brokerage (FKSX)	General Assembly Meeting will be hold on Tuesday 30/7/2024 at the company to discuss financial statement of 2023, discuss the cash dividend , increasing in company capital from (260,000,000) ID to (600,000,000) ID according to (second /55) . last session will be on Monday 29/7/2024 .and re trading will be on Wednesday session 31/7/2024 .
Alahliya For Insurance(NAHF)	General Assembly Meeting will be hold on Thursday 29/8/2024 at the company to discuss financial statement of 2023 , cash dividend . Trading has been suspend on Monday 26/8/2024 .
out of trading	
Iraqi Land Transport (SILT)	General Assembly Meeting will be hold on Wednesday 6/3/2024 at the Trade Ministry VIP Hall to resign the current board of Administration and elect new five board of Administration .Trading has been suspend on Sunday 3/3/2024.
International Development Bank(EDB)	General Assembly Meeting will be hold on Tuesday 4/6/2024 at the company Al Mansour Branch to discuss financial statement of 2023 ,cash dividend , increasing in company capital from 300 billion to 400 billion according to 56/ Fourth. Trading has been suspend on Tuesday 4/6/2024 .
Ibdaa Al-Sharq Al-Awsat (SIBD)	General Assembly Meeting will be hold on Tuesday 11/6/2024 at the Iraqi Middle East Bank to resign the Auditors and elect new one . Trading has been suspend onThursday 6/6/2024 .
Iraqi For Tufted Carpets(IITC)	General Assembly Meeting will be hold on Sunday 14/7/2024 at the Iraqi Economic Union to discuss financial statement of 2023 . Trading has been suspend on Tuesday 9/7/2024 .

|



Not Trading Bonds Bulletin

Bond type	Publish type	Code	last trading price	immortilize date
Banaa Bonds / million ID	First	CB10	1030000	12/10/2025
Banaa Bonds / million ID	second	CB20	964981	19/12/2025
Amara Bonds /500 thousand	First	CB25	————	10/09/2025
Amara Bonds /Million ID	First	CB30	984000	10/09/2027
Amara Bonds /500 thousand	Second	CB35	————	————
Amara Bonds /Million ID	Second	CB40	————	————
Amara Bonds /500 thousand	Third	CB45	————	————
Amara Bonds /Million ID	Third	CB50	————	————

Iraq Stock Exchange

Thursday 18/7/2024



Not Trading OTC

Company Name	Code	Previous Average price
Rabee Securities	FRSE	—
Karmal Brokerage	FKSX	10.000