

# Iraq Stock Exchange



Trading Session tuesday 16/7/2024 -

Traded Volume 479,621,647

ISX Index 60 905.85

Previous ISX Index60 900.92

Change % 0.55

Change 4.93

Listed Companies 103

Traded Companies 36

General Assembly Co. 4

Suspended Co. 7

Bulletin No (128) of 2024

Traded Value 977,592,052 Traders

ISX Index 15 1025.00

Previous ISX Index15 1015.87

Change % 0.96

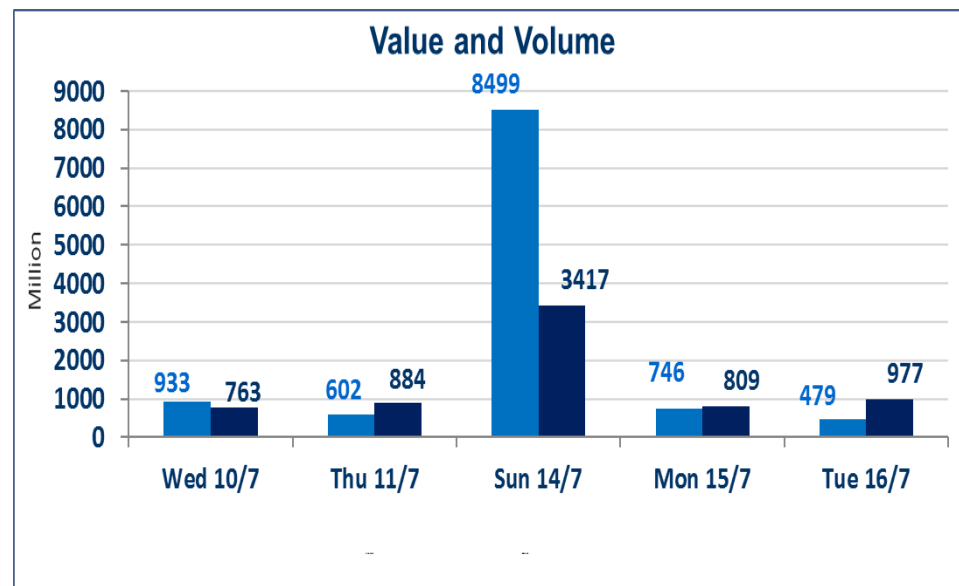
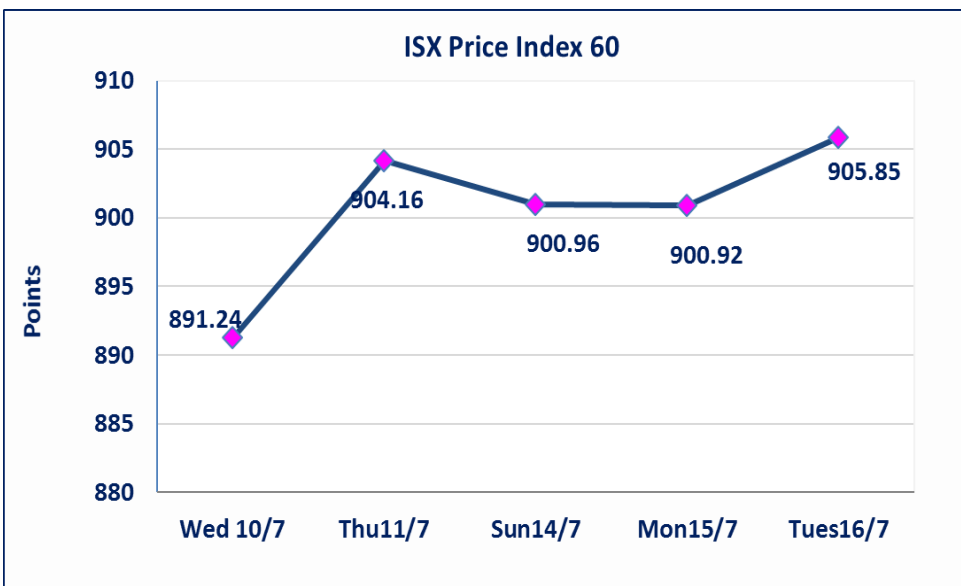
Change 9.77

Non Traded Co. 56

High Companies 15

Low Companies 8

Un Listed Companies OTC 2



671

### Gainers

Company Name	Closing Price	Change (%)	Traded Volume
Alkhair for financial Investment	0.230	4.550	762,000
Iraqi for Seed Production	10.750	4.37	18,279,636
Modern Construction Materials	0.540	3.850	100,000
Ashur International Bank	0.290	3.57	2,500,000
Iraqi Carton Manufacturies	1.470	3.520	1,700,000

### Losers

Company Name	Closing Price	Change (%)	Traded Volume
Iraq Noor Islamic Bank	0.850	-4.490	584,726
Iraqi Marketing Date	1.420	-4.05	23,927,257
Mamoura Realestate Investment	6.200	-3.88	3,497,935
National Chemical &Plastic	1.750	-2.78	821,972
International Islamic Bank	0.350	-2.780	4,500,000

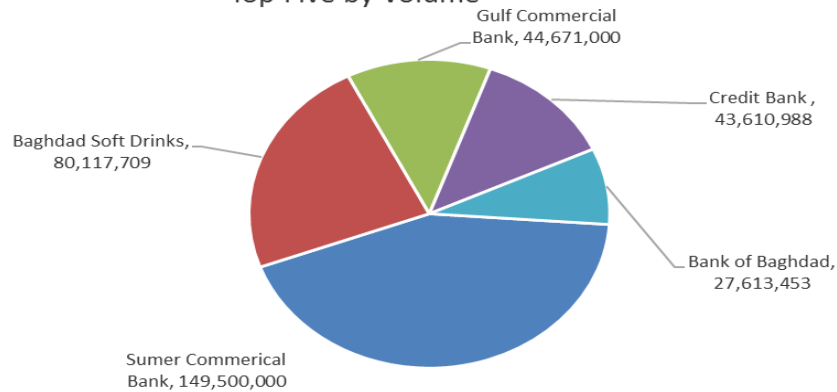
### Traded Volume

Company Name	Closing Price	Change (%)	Traded Volume
Sumer Commerical Bank	0.090	0.00	149,500,000
Baghdad Soft Drinks	4.500	3.45	80,117,709
Gulf Commercial Bank	0.330	0.00	44,671,000
Credit Bank	0.850	0.000	43,610,988
Bank of Baghdad	2.980	-0.67	27,613,453

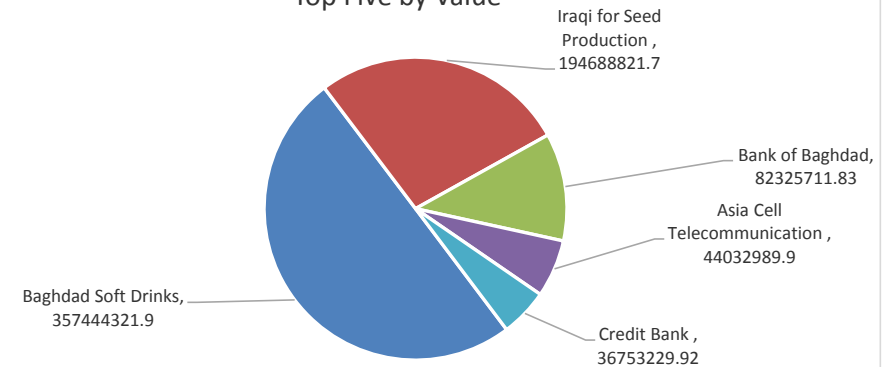
### Traded Value

Company Name	Closing Price	Change (%)	Traded Value
Baghdad Soft Drinks	4.500	3.45	357,444,322
Iraqi for Seed Production	10.750	4.37	194,688,822
Bank of Baghdad	2.980	-0.67	82,325,712
Asia Cell Telecommunication	9.370	1.30	44,032,990
Credit Bank	0.850	0.000	36,753,230

Top Five by Volume



Top Five by Value



## Regular Market Bulletin No (128)



Company Name	Code	opening Price	highest price	lowest price	Average price	Prev Average price	Closing Price	prev closing price	change (%)	No.of Trades	Traded Volume	Traded Value
<b>Banks Sector</b>												
Ashur International Bank	BASH	0.290	0.290	0.290	0.290	0.280	0.290	0.280	3.57	1	2,500,000	725,000
Bank of Baghdad	BBOB	2.990	2.990	2.980	2.980	3.000	2.980	3.000	-0.67	55	27,613,453	82,325,712
Commercial Bank of Iraq	BCOI	0.820	0.820	0.820	0.820	0.830	0.820	0.830	-1.20	2	525,500	430,910
Gulf Commercial Bank	BGUC	0.330	0.330	0.330	0.330	0.330	0.330	0.330	0.00	23	44,671,000	14,741,430
Investment Bank of Iraq	BIBI	0.350	0.350	0.350	0.350	0.350	0.350	0.350	0.00	2	1,296,206	453,672
Iraqi Islamic Bank	BIIB	1.160	1.160	1.150	1.150	1.160	1.160	1.160	0.00	35	23,198,864	26,793,694
Middle East Bank	BIME	0.100	0.100	0.100	0.100	0.100	0.100	0.100	0.00	2	2,000,000	200,000
Mosul Bank For Investment	BMFI	0.190	0.190	0.190	0.190	0.190	0.190	0.190	0.00	2	5,000,000	950,000
Al -Mansour Bank	BMNS	1.350	1.360	1.350	1.360	1.340	1.360	1.350	0.74	13	20,073,363	27,249,040
National Bank of Iraq	BNOI	2.640	2.740	2.640	2.660	2.650	2.680	2.650	1.13	26	8,407,778	22,399,288
Sumer Commerical Bank	BSUC	0.090	0.090	0.090	0.090	0.090	0.090	0.090	0.00	29	149,500,000	13,455,000
Al-Taif Islamic Bank	BTIB	0.690	0.690	0.690	0.690	0.690	0.690	0.690	0.00	1	10,000	6,900
<b>Total Of Banks Sector</b>										<b>191</b>	<b>284,796,164</b>	<b>189,730,646</b>
<b>Telecommunication Sector</b>												
Asia Cell Telecommunication	TASC	9.250	9.380	9.250	9.330	9.240	9.370	9.250	1.30	24	4,721,654	44,032,990
<b>Total Of Telecommunication</b>										<b>24</b>	<b>4,721,654</b>	<b>44,032,990</b>
<b>Services Sector</b>												
Baghdad -Iraq Transportatio	SBPT	41.000	42.000	41.000	41.610	41.000	42.000	41.000	2.44	12	653,444	27,187,198
Mamoura Realestate Invest	SMRI	6.350	6.350	6.200	6.270	6.470	6.200	6.450	-3.88	12	3,497,935	21,922,873
<b>Total Of Services Sector</b>										<b>24</b>	<b>4,151,379</b>	<b>49,110,071</b>
<b>Industry Sector</b>												
Baghdad Soft Drinks	IBSD	4.380	4.550	4.380	4.460	4.330	4.500	4.350	3.45	112	80,117,709	357,444,322
Iraqi Marketing Date	IIDP	1.470	1.470	1.400	1.440	1.480	1.420	1.480	-4.05	18	23,927,257	34,339,113
Al-Kindi of Veterinary Vaccin	IKLV	1.600	1.600	1.600	1.600	1.600	1.600	1.600		2	100,000	160,000
Al-Mansour Pharmaceutical	IMAP	1.890	1.890	1.890	1.890	1.890	1.890	1.870	1.07	1	500,000	945,000
Modern Sewing	IMOS	9.050	9.100	9.030	9.060	9.110	9.050	9.070	-0.22	9	728,177	6,597,312
National Chemical &Plastic	INCP	1.750	1.750	1.750	1.750	1.800	1.750	1.800	-2.78	2	821,972	1,438,451
Ready Made Clothes	IRMC	3.470	3.500	3.470	3.480	3.470	3.500	3.470	0.86	6	460,000	1,602,200
<b>Total Of Industry Sector</b>										<b>150</b>	<b>106,655,115</b>	<b>402,526,398</b>
<b>Hotels Sector</b>												
Babylon Hotel	HBAY	105.000	105.000	105.000	105.000	105.000	105.000	105.000	0.00	2	4,000	420,000
Ishtar Hotel	HISH	9.680	9.800	9.680	9.690	9.680	9.700	9.680	0.21	8	3,510,000	34,016,100
<b>Total Of Hotels Sector</b>										<b>10</b>	<b>3,514,000</b>	<b>34,436,100</b>
<b>Agriculture Sector</b>												
Agricultural Products Meat	AIPM	5.200	5.400	5.200	5.330	5.250	5.400	5.250	2.86	3	15,723	83,760
Iraqi for Seed Production	AISP	10.300	10.800	10.300	10.650	10.080	10.750	10.300	4.37	177	18,279,636	194,688,822
<b>Total Of Agriculture Sector</b>										<b>180</b>	<b>18,295,359</b>	<b>194,772,581</b>
<b>Total Of Regular</b>										<b>579</b>	<b>422,133,671</b>	<b>914,608,786</b>

## Non Regular Market Bulletin No (127)

Company Name	Code	opening Price	highest price	lowest price	Average price	Prev Average price	Closing Price	prev closing price	change (%)	No.of Trades	Traded Volume	Traded Value
<b>Banks Sector</b>												
Iraq Noor Islamic Bank	BINI	0.850	0.850	0.85	0.850	0.890	0.850	0.890	-4.490	1	584,726	497,017
International Islamic Bank	BINT	0.350	0.350	0.35	0.350	0.360	0.350	0.360	-2.780	7	4,500,000	1,575,000
Credit Bank	BROI	0.850	0.850	0.84	0.840	0.850	0.850	0.850	0.000	45	43,610,988	36,753,230
<b>Total Of Banks Sector</b>										<b>53</b>	<b>48,695,714</b>	<b>38,825,247</b>
<b>Industry Sector</b>												
Fallujah for construction Ma	IFCM	3.500	3.650	3.50	3.590	3.530	3.610	3.500	3.140	25	5,912,182	21,217,002
<b>Total Of Industry Sector</b>										<b>25</b>	<b>5,912,182</b>	<b>21,217,002</b>
<b>Hotels Sector</b>												
Ashour Hotel	HASH	19.000	19.000	19.00	19.000	19.000	19.000	19.000	0.000	1	2,000	38,000
<b>Total Of Hotels Sector</b>										<b>1</b>	<b>2,000</b>	<b>38,000</b>
<b>Total of Non Regular</b>										<b>79</b>	<b>54,609,896</b>	<b>60,080,249</b>

## Undisclosed Platform Companies Bulletin (128)

Company Name	Code	opening Price	highest price	lowest price	Average price	Prev Average price	Closing Price	prev closing price	change (%)	No.of Trades	Traded Volume	Traded Value
<b>Investment Sector</b>												
Alkhair for financial Investm	VKHF	0.230	0.230	0.21	0.220	0.210	0.230	0.220	4.550	5	762,000	165,260
<b>Investment Sector</b>										<b>5</b>	<b>762,000</b>	<b>165,260</b>
<b>Industry Sector</b>												
Electronic Industries	IELI	0.700	0.700	0.70	0.700	0.700	0.700	0.700		2	266,080	186,256
Iraqi Carton Manufacturies	IICM	1.440	1.470	1.44	1.450	1.420	1.470	1.420	3.520	4	1,700,000	2,463,000
Modern Construction Mater	IMCM	0.540	0.540	0.54	0.540	0.520	0.540	0.520	3.850	1	100,000	54,000
The Light Industries	ITLI	0.690	0.690	0.69	0.690	0.690	0.690	0.690		1	50,000	34,500
<b>Total Of Industry Sector</b>										<b>8</b>	<b>2,116,080</b>	<b>2,737,756</b>
<b>Total of</b>										<b>13</b>	<b>2,878,080</b>	<b>2,903,016</b>
<b>Grand Total</b>										<b>671</b>	<b>479,621,647</b>	<b>977,592,052</b>



Iraq Stock Exchange  
 Non Iraqis' Bulletin Tuesday July 16 2024  
 Regular Market



Non Iraqi Trading of Regular Market (Buy)

Company Names	Code	No.of trades	Traded Shares	Trading Volume
<b>Banks Sector</b>				
Bank Of Baghdad	BBOB	1	162,400	483,952
Al-Mansour Bank	BMNS	1	40,000	54,000
<b>Total Bank sector</b>		<b>2</b>	<b>202,400</b>	<b>537,952</b>
<b>Grand Total</b>		<b>2</b>	<b>202,400</b>	<b>537,952</b>

Non Iraqi Trading of Regular Market (Sell)

Company Names	Code	No.of trades	Traded Shares	Trading Volume
<b>Banks Sector</b>				
Commercial Bank of Iraq	BCOI	2	525,500	430,910
Bank Of Baghdad	BBOB	13	5,000,000	14,900,000
National Bank Of Iraq	BNOI	13	4,979,868	13,246,650
<b>Total Bank sector</b>		<b>28</b>	<b>10,505,368</b>	<b>28,577,560</b>
<b>Grand Total</b>		<b>28</b>	<b>10,505,368</b>	<b>28,577,560</b>





## Iraq Stock Exchange non trading companies on tuesday 16/7/2024

Company Names	Code	Previous Average Price	Closing Price
<b>Banking Sector</b>			
Asia Al Iraq Islamic Bank	BAIB	0.900	0.900
Cihan Islamic Bank	BCIH	2.200	2.200
National Islamic Bank	BNAI	0.620	0.620
Elaf Islamic Bank	BELF	0.440	0.440
Economy Bank	BEFI	0.230	0.230
United Bank	BUND	0.090	0.090
Kurdistan International Bank	BKUI	1.000	1.000
Union Bank of Iraq	BUOI	0.220	0.220
<b>Telecommunication Sector</b>			
Al-Khatem Telecoms	TZNI	2.540	2.540
<b>Insurance Sector</b>			
Al-Ameen for Insurance	NAME	0.650	0.650
Dar Al-Salam for Insurance	NDSA	0.810	0.810
<b>Services Sector</b>			
Al-Nukhba for construction	SNUC	0.650	0.650
Rehab Karbala	HKAR	0.700	0.700
Kharkh Tour Amuzement City	SKTA	4.400	4.400
Al-Mosul for funfairs	SMOF	8.600	8.600
<b>Industry Sector</b>			
Metallic Industries and Bicycles	IMIB	2.010	2.2
Al -Khazer Road for Construction Material	IKHC	2.100	2.100
Iraqi Engineering Works	IIEW	3.800	3.800
<b>Hotels Sector</b>			
National for Tourist Investment	HNTI	11.500	11.500
Tourist Village of Mosul dam	HTVM	11.000	11.000
Al-Mansour Hotel	HMAN	45.000	45.000
Baghdad Hotel	HBAG	10.850	10.850
<b>Agriculture Sector</b>			
Middle East for Production- Fish	AMEF	7.500	7.500
Al-Ahlyia agricultural production	AAHP	0.900	0.900
Iraqi Agricultural Products	AIRP	22.000	22.000
Company Names	Code	Previous Average Price	Closing Price
<b>Banks Sector</b>			
World Islamic Bank	BWOR	1.000	1.000
Arabiya Islamic Bank	BAAI	1.000	1.000
Al-Qurtas Islamic Bank	BQUR	1.000	1.000
Arabiya Islamic Bank	BAAI	1.000	1.000
Al- Qabidh Islamic Bank	BQAB	0.240	0.240
Al Anssari Islamic Bank	BANS	1.000	1.000
Erbil Bank	BERI	0.110	0.110
AL- Mashreq al-Arabi Islamic Bank	BAMS	---	---
Erbil Bank	BERI	0.110	0.110
Trust International Islamic Bank	BTRU	0.750	0.750
Al Janoob Islamic Bank Investment	BJAB	1.000	1.000
Al Mustashar Bank	BMUI	1.000	1.000
Region Trade Bank	BRTB	1.000	1.000
Region Trade Bank	BRTB	1.000	1.000
Trans Iraq Bank for Investment	BTRI	0.640	0.640
Al Attaa Islamic Bank	BLAD	0.140	0.140
<b>Insurance Sector</b>			
Al -Hamraa Insurance	NHAM	0.900	0.900
Alahliya For Insurance	NAHF	0.310	0.310
<b>Services Sector</b>			
Al-Ameen Estate Investment	SAEI	2.500	2.500
<b>Investment Sector</b>			
Al-Zawraa for Financial Investment	VZAF	0.180	0.180
Al-Ameen for Financial Investment	VAMF	1.000	1.000
Al-Wiaam for Financial Investment	VWIF	0.350	0.350
Bain Al-Nahrain Financial Investment	VMES	0.900	0.900
<b>Industry Sector</b>			
Modern chemical industries	IMCI	100.000	100.000
National Furniture Industries	IHFI	2.300	2.300
Baghdad for Packing Materials	IBPM	2.800	2.800
<b>Agriculture Sector</b>			
Al-Ribas for Poultry and Fodder	AREB	---	---

Company Names	Code	Previous Average Price	Closing Price
<b>Banks Sector</b>			
<b>Babylon Bank</b>	<b>BBAY</b>	<b>0.070</b>	<b>0.070</b>
<b>Investment Sector</b>			
<b>AL- Batek Investment</b>	<b>VBAT</b>	<b>0.380</b>	<b>0.380</b>
<b>Services Sector</b>			
<b>AL-Badia for General Trans</b>	<b>SBAG</b>	<b>0.580</b>	<b>0.580</b>
<b>General Transportation</b>	<b>SIGT</b>	<b>0.970</b>	<b>0.970</b>
<b>Industry Sector</b>			
<b>Al-Hilal Industries</b>	<b>IHLI</b>	<b>1.080</b>	<b>1.080</b>
<b>Hotels Sector</b>			
<b>Al-Sadeer Hotel</b>	<b>HSAD</b>	<b>28.750</b>	<b>28.750</b>
<b>Palestine Hotel</b>	<b>HPAL</b>	<b>21.000</b>	<b>21.000</b>



## Iraq Stock Exchange Suspended Companies

Al-Rajih Islamic Bank (BRAJ)	19/09/2021	The trading suspended for not produce the Annual disclosure for 2020 at closing price (1.000) ID.
North Bank (BNOR)	31/10/2022	The trading suspended by ISC decision at closing price (0.070) ID.
Gulf Insurance (NGIR)	14/07/2024	The trading suspended for not produce the quarterly disclosure for the first quarter of 2024 at closing price (0.420) ID.
Modern for Animal Production (AMAP)	14/07/2024	The trading suspended for not produce the quarterly disclosure for the first quarter of 2024 at closing price (0.500) ID.
Babil Animal&vegetable Products(ABA)	14/07/2024	The trading suspended for not produce the quarterly disclosure for the first quarter of 2024 .
Zain Al-Iraq Islamic Bank (BZII)	14/07/2024	The trading suspended for not produce the quarterly disclosure for the first quarter of 2024 at closing price (0.340) ID.
Ameen Al Iraq Islamic Bank(BAME)	14/07/2024	The trading suspended for not produce the quarterly disclosure for the first quarter of 2024 at closing price (1.000) ID.

## Iraq Stock Exchange News of listed companies tuesday 16/7/2024

### Companies News

National Chemical &Plastic (INCP)	General Assembly Meeting will be hold on Tuesday 23/7/2024 at the Iraqi Economic Union to discuss financial statement of 2022, discuss the deficit . Trading has been suspend on Wednesday 17/7/2024 .
Al -Hamraa Insurance (NHAM)	General Assembly Meeting will be hold on Wednesday 24/7/2024 at the the company to discuss financial statement of 2022, elect new board . Trading has been suspend on Sunday 21/7/2024 .
Al-Taif Islamic Bank(BTIB)	General Assembly Meeting will be hold on Sunday 28/7/2024 at the company to discuss financial statement of 2023, discuss the cash dividend . Trading has been suspend on Tuesday 23/7/2024 .
Trans Iraq Bank for Investment(BTRI)	General Assembly Meeting will be hold on Monday 29/7/2024 at the company o discuss financial statement of 2023, discuss the cash dividend .Trading has been suspend on Wednesday 24/7/2024 .
Karmal Brokerage (FKSX)	General Assembly Meeting will be hold on Tuesday 30/7/2024 at the company to discuss financial statement of 2023, discuss the cash dividend , increasing in company capital from (260,000,000) ID to (600,000,000) ID according to (second /55) . last session will be on Monday 29/7/2024 .and re trading will be on Wednesday session 31/7/2024 .
Alahliya For Insurance(NAHF)	General Assembly Meeting will be hold on Thursday 29/8/2024 at the company to discuss financial statement of 2023 , cash dividend . Trading has been suspend on Monday 26/8/2024 .
out of trading	
Iraqi Land Transport (SILT)	General Assembly Meeting will be hold on Wednesday 6/3/2024 at the Trade Ministry VIP Hall to resign the current board of Administration and elect new five board of Administration .Trading has been suspend on Sunday 3/3/2024.
International Development Bank(EDB)	General Assembly Meeting will be hold on Tuesday 4/6/2024 at the company Al Mansour Branch to discuss financial statement of 2023 ,cash dividend , increasing in company capital from 300 billion to 400 billion according to 56/ Fourth. Trading has been suspend on Tuesday 4/6/2024 .
Ibdaa Al-Sharq Al-Awsat (SIBD)	General Assembly Meeting will be hold on Tuesday 11/6/2024 at the Iraqi Middle East Bank to resign the Auditors and elect new one . Trading has been suspend onThursday 6/6/2024 .
Iraqi For Tufted Carpets(IITC)	General Assembly Meeting will be hold on Sunday 14/7/2024 at the Iraqi Economic Union to discuss financial statement of 2023 . Trading has been suspend on Tuesday 9/7/2024 .

|



## Not Trading Bonds Bulletin

Bond type	Publish type	Code	last trading price	immortilize date
Banaa Bonds / million ID	First	CB10	1030000	12/10/2025
Banaa Bonds / million ID	second	CB20	964981	19/12/2025
Amara Bonds /500 thousand	First	CB25	————	10/09/2025
Amara Bonds /Million ID	First	CB30	984000	10/09/2027
Amara Bonds /500 thousand	Second	CB35	————	————
Amara Bonds /Million ID	Second	CB40	————	————
Amara Bonds /500 thousand	Third	CB45	————	————
Amara Bonds /Million ID	Third	CB50	————	————

# Iraq Stock Exchange

tuesday 16/7/2024



## Not Trading OTC

Company Name	Code	Previous Average price
Rabee Securities	FRSE	—
Karmal Brokerage	FKSX	10.000