

# Iraq Stock Exchange

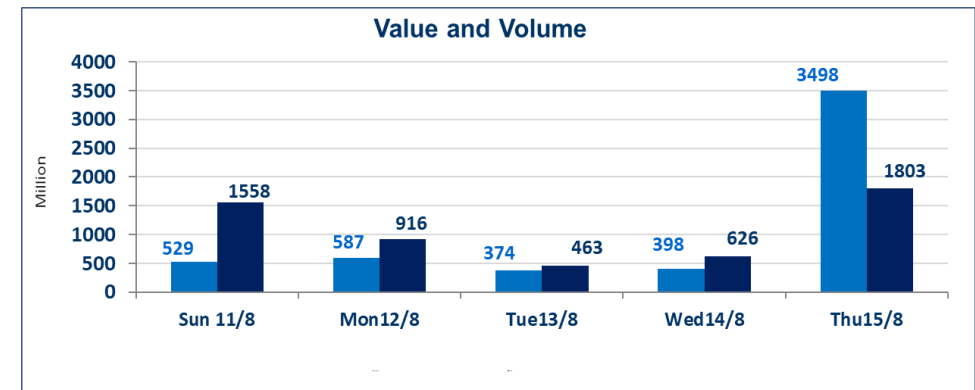
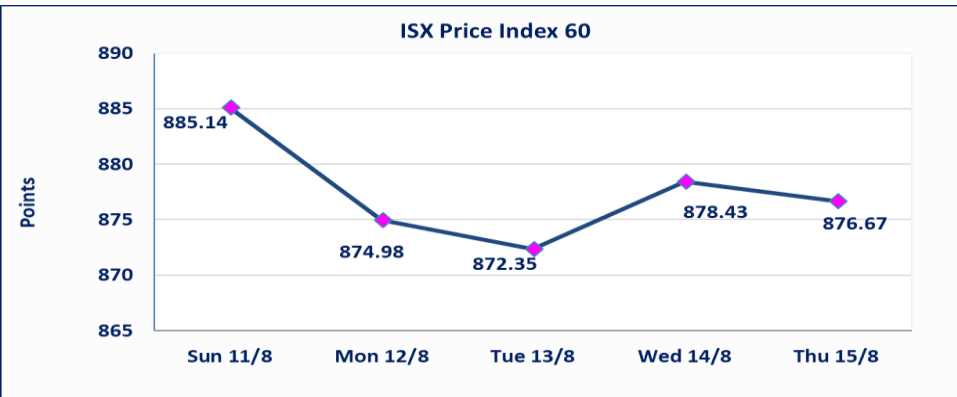
Trading Session Thursday 15/8/2024 -

Traded Volume	3,498,834,572
ISX Index 60	876.67
Previous ISX Index60	878.43
Change %	-0.2
Change	-1.76
Listed Companies	103
Traded Companies	40
General Assembly Co.	4
Suspended Co.	3



Bulletin No (149) of 2024

Traded Value	1,803,750,050	Traders 552
ISX Index 15	978.25	
Previous ISX Index15	979.73	
Change %	-0.15	
Change	-1.48	
Non Traded Co.	56	
High Companies	7	
Low Companies	16	
Un Listed Companies O'	2	



## Special Orders

Al Furat brokerage Firms (Buy) & (Sell) executed International Cross to International Islamic Bank with volume (2,900,000,000) share and value (957,000,000) IQD, on an additional session time after 12 o'clock .

Al-Alwiya P.O . 3607 Mobile: 07711211522 - 07270094594 - 07834000034 E-mail: info-isx@isx-iq.net Web site:www.isx-iq.net

### Gainers

Company Name	Closing Price	Change (%)	Traded Volume
Al-Mosul for funfairs	8.770	8.27	302,122
Union Bank of Iraq	0.270	8.00	1,992
Electronic Industries	0.900	4.65	4,158,306
The Light Industries	0.720	2.86	100,000
Dar Al-Salam for Insurance	0.770	1.32	1,450,000

### Losers

Company Name	Closing Price	Change (%)	Traded Volume
Al-Ameen Estate Investment	1.910	-13.18	4,420,000
National Furniture Industries	1.500	-11.76	115,858
Iraq Noor Islamic Bank	0.640	-8.57	1,500,000
International Islamic Bank	0.330	-5.71	2,936,100,000
National Chemical &Plastic	1.710	-2.84	1,030,000

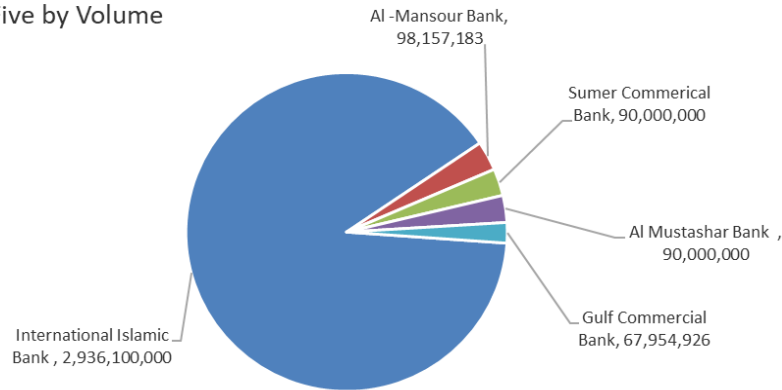
### Traded Volume

Company Name	Closing Price	Change (%)	Traded Volume
International Islamic Bank	0.330	-5.71	2,936,100,000
Al -Mansour Bank	1.370	0.00	98,157,183
Sumer Commerical Bank	0.090	0.00	90,000,000
Al Mustashar Bank	1.000	0.00	90,000,000
Gulf Commercial Bank	0.310	0.00	67,954,926

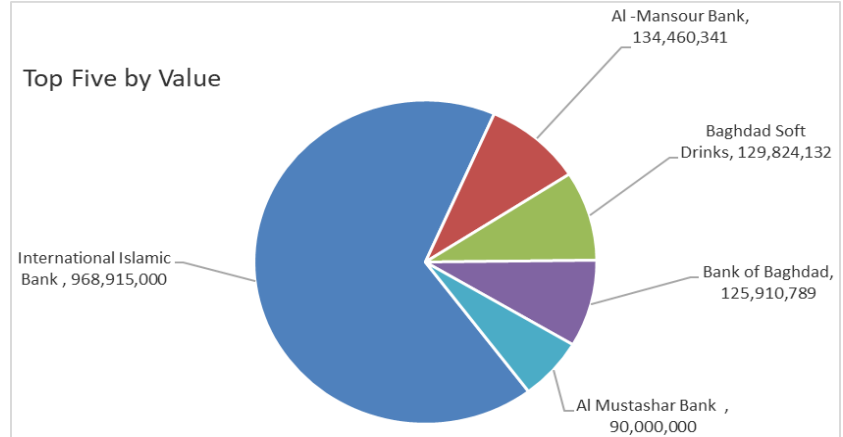
### Traded Value

Company Name	Closing Price	Change (%)	Traded Value
International Islamic Bank	0.330	-5.71	968,915,000
Al -Mansour Bank	1.370	0.00	134,460,341
Baghdad Soft Drinks	4.350	0.00	129,824,132
Bank of Baghdad	2.890	-0.69	125,910,789
Al Mustashar Bank	1.000	0.00	90,000,000

Top Five by Volume



Top Five by Value



## Regular Market Bulletin No (149)



Company Name	Code	opening Price	highest price	lowest price	Average price	Prev Average price	Closing Price	prev closing price	change (%)	No.of Trades	Traded Volume	Traded Value
<b>Banks Sector</b>												
Ashur International Bank	BASH	0.290	0.290	0.290	0.290	0.290	0.290	0.290	0.00	1	10,000	2,900
Bank of Baghdad	BBOB	2.910	2.910	2.880	2.890	2.890	2.890	2.910	-0.69	75	43,523,268	125,910,789
Cihan Islamic Bank	BCIH	2.030	2.030	2.030	2.030	2.030	2.030	2.030	0.00	2	400,000	812,000
Commercial Bank of Iraq	BCOI	0.810	0.810	0.810	0.810	0.810	0.810	0.810	0.00	15	7,021,428	5,687,357
Gulf Commercial Bank	BGUC	0.300	0.310	0.300	0.300	0.310	0.310	0.310	0.00	17	67,954,926	20,682,427
Investment Bank of Iraq	BIBI	0.330	0.330	0.330	0.330	0.330	0.330	0.330	0.00	8	6,577,256	2,170,494
Iraqi Islamic Bank	BIIB	1.120	1.130	1.120	1.120	1.110	1.120	1.120	0.00	21	39,850,000	44,637,500
Kurdistan International Bank	BKUI	1.170	1.170	1.170	1.170	1.210	1.170	1.200	-2.50	1	1,000,000	1,170,000
Mosul Bank For Investment	BMFI	0.180	0.180	0.180	0.180	0.180	0.180	0.180	0.00	4	5,648,075	1,016,654
Al -Mansour Bank	BMNS	1.360	1.370	1.360	1.370	1.360	1.370	1.370	0.00	36	98,157,183	134,460,341
National Bank of Iraq	BNOI	2.340	2.350	2.300	2.320	2.330	2.330	2.340	-0.43	40	15,574,736	36,189,382
Sumer Commerical Bank	BSUC	0.090	0.090	0.090	0.090	0.090	0.090	0.090	0.00	53	90,000,000	8,100,000
Union Bank of Iraq	BUOI	0.270	0.270	0.270	0.270	0.250	0.270	0.250	8.00	1	1,992	538
<b>Total Of Banks Sector</b>										274	375,718,864	380,840,382
<b>Telecommunication Sector</b>												
Asia Cell Telecommunication	TASC	9.330	9.330	9.290	9.300	9.330	9.320	9.330	-0.11	42	6,670,707	62,067,571
<b>Total Of Telecommunication</b>										42	6,670,707	62,067,571
<b>Insurance Sector</b>												
Dar Al-Salam for Insurance	NDSA	0.770	0.770	0.770	0.770	0.760	0.770	0.760	1.32	1	1,450,000	1,116,500
<b>Total Of Insurance Sector</b>										1	1,450,000	1,116,500
<b>Services Sector</b>												
Baghdad -Iraq Transportat	SBPT	44.000	45.500	44.000	44.410	44.000	44.260	44.000	0.59	19	1,028,000	45,650,300
Kharkh Tour Amuzement C	SKTA	4.200	4.200	4.200	4.200	4.190	4.200	4.200	0.00	1	10,000	42,000
Al-Mosul for funfairs	SMOF	8.100	8.770	8.100	8.430	8.100	8.770	8.100	8.27	7	302,122	2,547,688
<b>Total Of Services Sector</b>										27	1,340,122	48,239,988
<b>Industry Sector</b>												
Baghdad Soft Drinks	IBSD	4.350	4.400	4.320	4.350	4.320	4.350	4.350	0.00	24	29,842,500	129,824,132
Al-Mansour Pharmaceutica	IMAP	1.880	1.880	1.880	1.880	1.890	1.880	1.890	-0.53	21	5,775,444	10,857,835
Modern Sewing	IMOS	9.050	9.050	9.050	9.050	9.240	9.050	9.250	-2.16	1	5,000	45,250
National Chemical &Plastic	INCP	1.710	1.710	1.710	1.710	1.750	1.710	1.760	-2.84	8	1,030,000	1,761,300
Ready Made Clothes	IRMC	3.320	3.320	3.310	3.320	3.320	3.310	3.320	-0.30	4	300,551	997,824
<b>Total Of Industry Sector</b>										58	36,953,495	143,486,341
<b>Hotels Sector</b>												
Ishtar Hotel	HISH	9.390	9.390	9.380	9.390	9.400	9.390	9.390	0.00	12	724,361	6,801,565
National for Tourist Investr	HNTI	10.000	10.000	10.000	10.000	10.250	10.000	10.250	-2.44	4	315,000	3,150,000
<b>Total Of Hotels Sector</b>										16	1,039,361	9,951,565
<b>Agriculture Sector</b>												
Iraqi Agricultural Products	AIRP	20.000	20.000	20.000	20.000	20.000	20.000	20.000	0.00	1	437	8,740
Iraqi for Seed Production	AISP	9.240	9.300	9.200	9.240	9.250	9.300	9.240	0.65	55	6,332,140	58,503,368
Middle East for Production	AMEF	7.500	7.500	7.500	7.500	7.500	7.500	7.500	0.00	4	1,447,067	10,853,003
<b>Total Of Agriculture Sector</b>										60	7,779,644	69,365,110
<b>Total Of Regular</b>										478	430,952,193	715,067,457

## Non Regular Market Bulletin No (148)

Company Name	Code	opening Price	highest price	lowest price	Average price	Prev Average price	Closing Price	prev closing price	change (%)	No.of Trades	Traded Volume	Traded Value
<b>Banks Sector</b>												
Iraq Noor Islamic Bank	BINI	0.640	0.640	0.640	0.640	0.700	0.640	0.700	-8.57	1	1,500,000	960,000
International Islamic Bank	BINT	0.330	0.350	0.330	0.330	0.350	0.330	0.350	-5.71	5	2,936,100,000	968,915,000
Al Attaa Islamic Bank	BLAD	0.130	0.130	0.130	0.130	0.130	0.130	0.130	0.00	5	25,000,000	3,250,000
Al Mustashar Bank	BMUI	1.000	1.000	1.000	1.000	1.000	1.000	1.000	0.00	9	90,000,000	90,000,000
Credit Bank	BROI	0.830	0.830	0.830	0.830	0.840	0.830	0.840	-1.19	5	2,398,215	1,990,518
<b>Total Of Banks Sector</b>										<b>25</b>	<b>3,054,998,215</b>	<b>1,065,115,518</b>
<b>Services Sector</b>												
Al-Ameen Estate Investme	SAEI	1.990	2.100	1.910	1.950	2.200	1.910	2.200	-13.18	16	4,420,000	8,597,500
<b>Total Of Services Sector</b>										<b>16</b>	<b>4,420,000</b>	<b>8,597,500</b>
<b>Industry Sector</b>												
Fallujah for construction M	IFCM	3.410	3.410	3.400	3.400	3.440	3.400	3.450	-1.45	14	2,810,000	9,556,500
National Furniture Industri	IHFI	1.500	1.500	1.500	1.500	1.700	1.500	1.700	-11.76	2	115.858	173.787
<b>Total Of Industry Sector</b>										<b>16</b>	<b>2,925,858</b>	<b>9,730,287</b>
<b>Total of Non Regular</b>										<b>57</b>	<b>3,062,344,073</b>	<b>1,083,443,305</b>

## Undisclosed Platform Companies Bulletin (149)

Company Name	Code	opening Price	highest price	lowest price	Average price	Prev Average price	Closing Price	prev closing price	change (%)	No.of Trades	Traded Volume	Traded Value
<b>Insurance Sector</b>												
Gulf Insurance	NGIR	0.360	0.360	0.360	0.360	0.370	0.360	0.370	-2.70	1	500,000	180,000
<b>Total Of Insurance Sector</b>										<b>1</b>	<b>500,000</b>	<b>180,000</b>
<b>Industry Sector</b>												
Electronic Industries	IELI	0.900	0.900	0.860	0.880	0.860	0.900	0.860	4.65	13	4,158,306	3,676,887
Iraqi Carton Manufacturies	IICM	1.680	1.680	1.680	1.680	1.680	1.680	1.680	0.00	2	780,000	1,310,400
The Light Industries	ITLI	0.720	0.720	0.720	0.720	0.710	0.720	0.700	2.86	1	100,000	72,000
<b>Total Of Industry Sector</b>										<b>16</b>	<b>5,038,306</b>	<b>5,059,287</b>
<b>Total of</b>										<b>17</b>	<b>5,538,306</b>	<b>5,239,287</b>
<b>Grand Total</b>										<b>552</b>	<b>3,498,834,572</b>	<b>1,803,750,050</b>

## Iraq Stock Exchange non trading companies on Thursday 14/8/2024

Company Names	Code	Previous Average Price	Closing Price
<b>Banking Sector</b>			
Asia Al Iraq Islamic Bank	BAIB	0.900	0.900
United Bank	BUND	0.070	0.070
National Islamic Bank	BNAI	0.570	0.570
Al-Taif Islamic Bank	BTIB	0.780	0.780
Elaf Islamic Bank	BELF	0.400	0.400
Middle East Bank	BIME	0.090	0.090
<b>Telecommunication Sector</b>			
Al-Khatem Telecoms	TZNI	2.450	2.460
<b>Insurance Sector</b>			
Al-Ameen for Insurance	NAME	0.620	0.620
<b>Industry Sector</b>			
Iraqi For Tufted Carpets	IITC	14.530	14.600
Al -Khazer Road for Construction Mater	IKHC	2.100	2.100
Iraqi Engineering Works	IIEW	4.200	4.200
Al-Kindi of Veterinary Vaccines	IKLV	1.650	1.650
Metallic Industries and Bicycles	IMIB	2.000	2.000
<b>Services Sector</b>			
Al-Nukhba for construction	SNUC	0.760	0.800
Mamoura Realestate Investment	SMRI	5.620	5.620
Rehab Karbala	HKAR	0.600	0.600
<b>Hotels Sector</b>			
Tourist Village of Mosul dam	HTVM	11.000	11.000
Baghdad Hotel	HBAG	10.800	10.800
Al-Mansour Hotel	HMAN	40.000	40.000
Babylon Hotel	HBAY	101.000	101.000
<b>Agriculture Sector</b>			
Al-Ahlyia agricultural production	AAHP	0.930	0.930
Agricultural Products Meat	AIPM	5.300	5.300
Babil Animal&vegetable Products	ABAP	1.000	1.000
Company Names	Code	Previous Average Price	Closing Price
<b>Banks Sector</b>			
World Islamic Bank	BWOR	1.000	1.000
International Development Bank	BIDB	1.000	1.000
Al-Qurtas Islamic Bank	BQUR	1.000	1.000
Arabiya Islamic Bank	BAAI	1.000	1.000
Al- Qabidh Islamic Bank	BQAB	0.240	0.240
AL- Mashreq al-Arabi Islamic Bank	BAMS	—	—
Trust International Islamic Bank	BTRU	0.750	0.750
Al Janoob Islamic Bank Investment	BJAB	1.000	1.000
Region Trade Bank	BRTB	1.000	1.000
Ameen Al Iraq Islamic Bank	BAME	1.000	1.000

Al Anssari Islamic Bank	BANS	1.000	1.000
Trans Iraq Bank for Investment	BTRI	0.550	0.550
Erbil Bank	BERI	0.110	0.110
Company Names	Code	Previous Average Price	Closing Price
<b>Insurance Sector</b>			
Alahliya For Insurance	NAHF	0.310	0.310
Al -Hamraa Insurance	NHAM	0.750	0.750
<b>Investment Sector</b>			
Al-Zawraa for Finanical Investment	VZAF	0.180	0.180
Al-Ameen for Financial Investment	VAMF	1.000	1.000
AL-Wiaam for Financial Investment	VWIF	0.280	0.280
Bain Al-Nahrain Financial Investment	VMES	0.900	0.900
<b>Services Sector</b>			
Ibdaa Al-Sharq Al-Awsat	SIBD	1.000	1.000
<b>Industry Sector</b>			
Modern chemical industries	IMCI	100.000	100.000
Baqhdad for Packing Materials	IBPM	2.820	2.820
<b>Hotels Sector</b>			
Ashour Hotel	HASH	24.000	24.000
<b>Agriculture Sector</b>			
Al-Ribas for Poultry and Fodder	AREB	—	—
Company Names	Code	Previous Average Price	Closing Price
<b>Banks Sector</b>			
Babylon Bank	BBAY	0.070	0.070
<b>Investment Sector</b>			
AL- Batek Investment	VBAT	0.390	0.390
Alkhair for financial Investment	VKHF	0.240	0.240
<b>Industry Sector</b>			
Modern Construction Materials	IMCM	0.490	0.490
<b>Services Sector</b>			
General Transportation	SIGT	0.960	0.960
AL-Badia for General Trans	SBAG	0.560	0.560
<b>Hotels Sector</b>			
Al-Sadeer Hotel	HSAD	28.750	28.750
Palestine Hotel	HPAL	20.000	20.000
<b>Agriculture Sector</b>			
Modern for Animal Production	AMAP	0.500	0.500

Iraq Stock Exchange  
 Non Iraqis' Bulletin Thursday Aug 15 2024  
 Regular Market



**Non Iraqi Trading of Regular Market (Sell)**

Company Names	Code	No.of trades	Traded	Trading
<b>Industry Sector</b>				
Baghdad Soft Drinks	IBSD	2	1,997,500	8,789,000
<b>Total Industry sector</b>		2	1,997,500	8,789,000
<b>Telecommunication Sector</b>				
Asia cell	TASC	12	800,000	7,456,500
<b>Total Telecommunication sector</b>		12	800,000	7,456,500
<b>Grand Total</b>		14	2,797,500	16,245,500



## Not Trading Bonds Bulletin

Bond type	Publish type	Code	last trading price	immortilize date
Banaa Bonds / million ID	First	CB10	1030000	12/10/2025
Banaa Bonds / million ID	second	CB20	964981	19/12/2025
Amara Bonds /500 thousand	First	CB25	————	10/09/2025
Amara Bonds /Million ID	First	CB30	984000	10/09/2027
Amara Bonds /500 thousand	Second	CB35	————	————
Amara Bonds /Million ID	Second	CB40	————	————
Amara Bonds /500 thousand	Third	CB45	————	————
Amara Bonds /Million ID	Third	CB50	————	————



# Iraq Stock Exchange

Thursday 15/8/2024



## Not Trading OTC

Company Name	Code	Previous Average price
Rabee Securities	FRSE	—
Karmal Brokerage	FKSX	—

## Iraq Stock Exchange Suspended Companies

<b>Al-Rajih Islamic Bank (BRAJ)</b>	<b>19/09/2021</b>	<b>The trading suspended for not produce the Annual disclosure for 2020 at closing price (1.000) ID.</b>
<b>North Bank (BNOR)</b>	<b>31/10/2022</b>	<b>The trading suspended by ISC decision at closing price (0.070) ID.</b>
<b>Zain Al-Iraq Islamic Bank</b>	<b>11/08/2024</b>	<b>The trading suspended by ISC decision at closing price (0.340) ID. Because the bank under guardianship</b>

## Iraq Stock Exchange News of listed companies Thursday 15/8/2024

### Companies News

Alahliya For Insurance(NAHF)	General Assembly Meeting will be hold on Thursday 29/8/2024 at the company to discuss financial statement of 2023 , cash dividend . Trading has been suspend on Monday 26/8/2024 .
Dar Al-Salam for Insurance (NDSA)	General Assembly Meeting will be hold on Sunday 8/9/2024 at the company to discuss financial statement of 2023 , cash dividend . Trading has been suspend on Tuesday 3/9/2024 .
Al Attaa Islamic Bank (BLAD)	General Assembly Meeting will be hold on Tuesday 10/9/2024 at the company to discuss financial statement of 2023 , cash dividend and the deficit . Trading has been suspend on Thursday 5/9/2024 .
Baghdad Soft Drinks (IBSD)	General Assembly Meeting will be hold on Thursday 12/9/2024 at the Babylon Hotel to discuss financial statement of 2023 , cash dividend . Trading has been suspend on Monday 9/9/2024 .
Modern Sewing (IMOS)	General Assembly Meeting will be hold on Tuesday 24/9/2024 at the company to discuss financial statement of 2023 , cash dividend . Trading has been suspend on Thursday 19/9/2024 .
Rehab Karbala (HKAR)	General Assembly Meeting will be hold on Sunday 20/10/2024 at the AIAtta Islamic Bank hall to discuss financial statement of 2023 , treat the deficit . Trading has been suspend on Tuesday 15/10/2024 .
out of trading	
Iraqi Land Transport (SILT)	General Assembly Meeting will be hold on Wednesday 6/3/2024 at the Trade Ministry VIP Hall to resign the current board of Administration and elect new five board of Administration .Trading has been suspend on Sunday 3/3/2024.
Economy Bank (BEFI)	General Assembly Meeting will be hold on Tuesday 13/8/2024 at the company to discuss financial statement of 2023, discuss the cash dividend.Trading has been suspend on Thursday 8/8/2024 .
Iraqi Marketing Date(IIDP)	General Assembly Meeting will be hold on Wednesday 14/8/2024 at the company to discuss financial statement of 2020,2021, discuss the cash dividendand loses ,discuss the deficit,elect 5 new members of Administration council .Trading has been suspend on Sunday 11/8/2024 .
Al-Hilal Industries (IHLI)	General Assembly Meeting will be hold on Thursday 15/8/2024 at the National Chemical &Plastic hall to discuss financial statement of 2018,2019 2020,2021, discuss the cash dividendand loses ,discuss the deficit,elect 5 new members of Administration council .Trading has been suspend on Monday 12/8/2024 .