

# Iraq Stock Exchange



Trading Session Monday 15/7/2024 -

Traded Volume 746,183,980

ISX Index 60 900.92

Previous ISX Index60 900.96

Change % -0.004

Change -0.04

Listed Companies 103

Traded Companies 38

General Assembly Co. 4

Suspended Co. 7

Bulletin No (127) of 2024

Traded Value 809,154,277 Traders

ISX Index 15 1015.87

Previous ISX Index15 1010.41

Change % 0.54

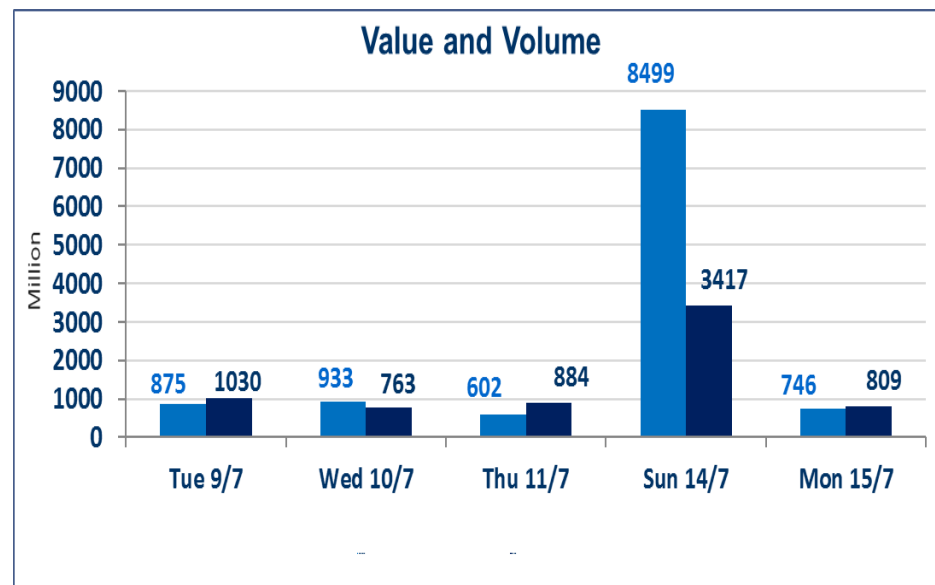
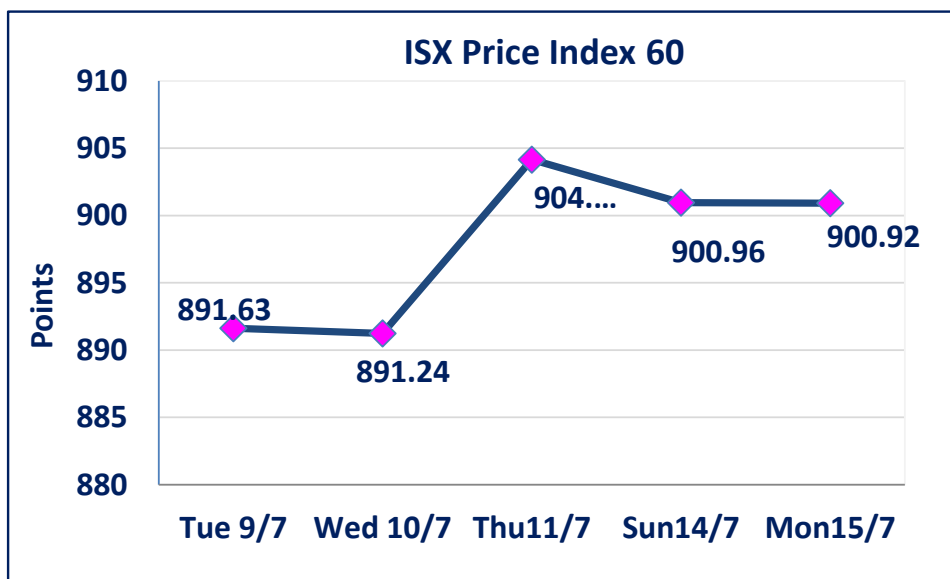
Change 5.46

Non Traded Co. 54

High Companies 11

Low Companies 10

Un Listed Companies OTC 2





### Gainers

Company Name	Closing Price	Change (%)	Traded Volume
United Bank	0.090	12.50	10,000,000
Iraqi Agricultural Products	22.000	7.32	1,000
Iraqi for Seed Production	10.300	6.19	20,384,315
Alkhair for financial Investment	0.220	4.76	300,000
International Islamic Bank	0.360	2.86	340,955

### Losers

Company Name	Closing Price	Change (%)	Traded Volume
Iraq Noor Islamic Bank	0.890	-5.32	1,630,000
Iraqi Engineering Works	3.800	-5.00	250,000
Ashur International Bank	0.280	-3.45	1,000,000
Agricultural Products Meat	5.250	-2.78	436,042
Modern Sewing	9.070	-1.41	1,210,396

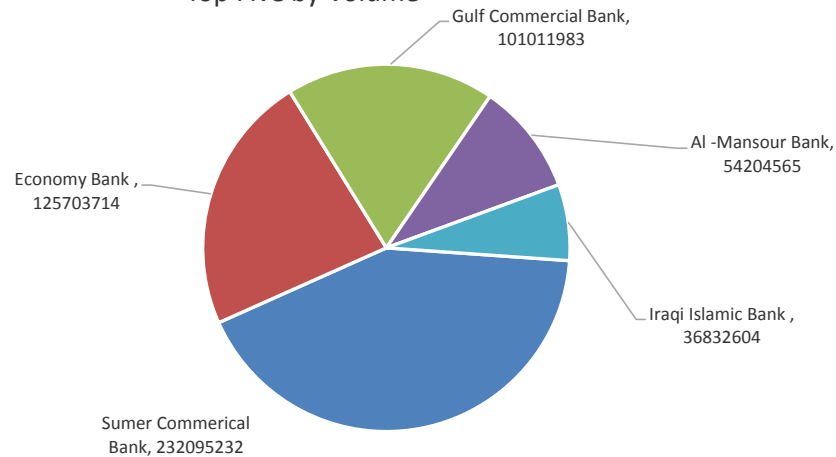
### Traded Volume

Company Name	Closing Price	Change (%)	Traded Volume
Sumer Commerical Bank	0.090	0.00	232,095,232
Economy Bank	0.230	0.00	125,703,714
Gulf Commercial Bank	0.330	0.00	101,011,983
Al -Mansour Bank	1.350	0.00	54,204,565
Iraqi Islamic Bank	1.160	0.00	36,832,604

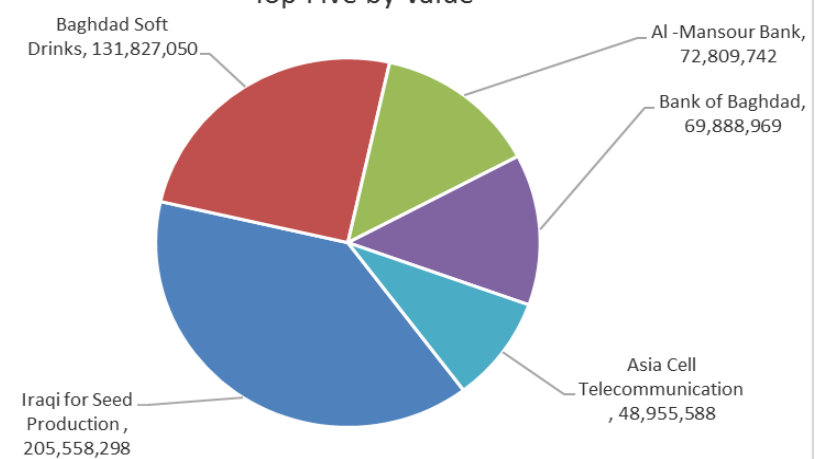
### Traded Value

Company Name	Closing Price	Change (%)	Traded Value
Iraqi for Seed Production	10.300	6.19	205,558,298
Baghdad Soft Drinks	4.350	1.16	131,827,050
Al -Mansour Bank	1.350	0.00	72,809,742
Bank of Baghdad	3.000	-0.99	69,888,969
Asia Cell Telecommunication	9.250	0.00	48,955,588

Top Five by Volume



Top Five by Value





## Regular Market Bulletin No (127)



Company Name	Code	opening Price	highest price	lowest price	Average price	Prev Average price	Closing Price	prev closing price	change (%)	No.of Trades	Traded Volume	Traded Value
<b>Banks Sector</b>												
Ashur International Bank	BASH	0.280	0.280	0.280	0.280	0.290	0.280	0.290	-3.45	1	1,000,000	280,000
Bank of Baghdad	BBOB	3.010	3.010	3.000	3.000	3.030	3.000	3.030	-0.99	39	23,284,339	69,888,969
Commercial Bank of Iraq	BCOI	0.830	0.840	0.830	0.830	0.830	0.830	0.830	0.00	6	2,160,923	1,794,562
Economy Bank	BEFI	0.230	0.230	0.230	0.230	0.230	0.230	0.230	0.00	11	125,703,714	28,911,854
Gulf Commercial Bank	BGUC	0.330	0.330	0.330	0.330	0.330	0.330	0.330	0.00	35	101,011,983	33,333,954
Investment Bank of Iraq	BIBI	0.350	0.350	0.350	0.350	0.350	0.350	0.350	0.00	2	1,800,000	630,000
Iraqi Islamic Bank	BIIB	1.170	1.170	1.150	1.160	1.160	1.160	1.160	0.00	42	36,832,604	42,752,280
Middle East Bank	BIME	0.100	0.100	0.100	0.100	0.100	0.100	0.100	0.00	2	10,096,250	1,009,625
Mosul Bank For Investment	BMFI	0.190	0.190	0.190	0.190	0.190	0.190	0.190	0.00	10	18,506,311	3,516,199
Al -Mansour Bank	BMNS	1.350	1.350	1.340	1.340	1.350	1.350	1.350	0.00	36	54,204,565	72,809,742
National Bank of Iraq	BNOI	2.650	2.660	2.640	2.650	2.660	2.650	2.670	-0.75	33	14,526,584	38,507,735
Sumer Commercial Bank	BSUC	0.090	0.090	0.090	0.090	0.090	0.090	0.090	0.00	12	232,095,232	20,888,571
United Bank	BUND	0.090	0.090	0.090	0.090	0.080	0.090	0.080	12.50	1	10,000,000	900,000
<b>Total Of Banks Sector</b>										<b>230</b>	<b>631,222,505</b>	<b>315,223,491</b>
<b>Telecommunication Sector</b>												
Asia Cell Telecommunication	TASC	9.250	9.250	9.200	9.240	9.220	9.250	9.250	0.00	33	5,298,689	48,955,588
<b>Total Of Telecommunication</b>										<b>33</b>	<b>5,298,689</b>	<b>48,955,588</b>
<b>Insurance Sector</b>												
Dar Al-Salam for Insurance	NDSA	0.810	0.810	0.810	0.810	0.800	0.810	0.800	1.25	3	1,635,000	1,324,350
<b>Total Of Insurance Sector</b>										<b>3</b>	<b>1,635,000</b>	<b>1,324,350</b>
<b>Services Sector</b>												
Baghdad -Iraq Transportatio	SBPT	41.000	41.000	41.000	41.000	41.000	41.000	41.000	0.00	2	100,000	4,100,000
Mamoura Realestate Invest	SMRI	6.500	6.500	6.450	6.470	6.500	6.450	6.500	-0.77	3	200,000	1,293,059
<b>Total Of Services Sector</b>										<b>5</b>	<b>300,000</b>	<b>5,393,059</b>
<b>Industry Sector</b>												
Baghdad Soft Drinks	IBSD	4.300	4.370	4.280	4.330	4.320	4.350	4.300	1.16	37	30,446,416	131,827,050
Iraqi Marketing Date	IIDP	1.480	1.480	1.480	1.480	1.470	1.480	1.450	2.07	1	1,000,000	1,480,000
Iraqi Engineering Works	IIEW	3.800	3.800	3.800	3.800	3.980	3.800	4.000	-5.00	1	250,000	950,000
Al-Mansour Pharmaceutical	IMAP	1.900	1.910	1.870	1.890	1.860	1.870	1.860	0.54	16	15,240,916	28,775,176
Modern Sewing	IMOS	9.190	9.190	9.070	9.110	9.200	9.070	9.200	-1.41	9	1,210,396	11,030,342
National Chemical &Plastic	INCP	1.800	1.800	1.800	1.800	1.800	1.800	1.800	0.00	10	6,100,000	10,980,000
Ready Made Clothes	IRMC	3.470	3.470	3.470	3.470	3.500	3.470	3.500	-0.86	1	1,000	3,470
<b>Total Of Industry Sector</b>										<b>75</b>	<b>54,248,728</b>	<b>185,046,037</b>
<b>Hotels Sector</b>												
Ishtar Hotel	HISH	9.700	9.700	9.650	9.680	9.700	9.680	9.700	-0.21	6	200,000	1,935,900
<b>Total Of Hotels Sector</b>										<b>6</b>	<b>200,000</b>	<b>1,935,900</b>
<b>Agriculture Sector</b>												
Agricultural Products Meat	AIPM	5.250	5.250	5.250	5.250	5.400	5.250	5.400	-2.78	5	436,042	2,289,221
Iraqi Agricultural Products	AIRP	22.000	22.000	22.000	22.000	22.820	22.000	20.500	7.32	1	1,000	22,000
Iraqi for Seed Production	AISP	9.750	10.400	9.750	10.080	9.610	10.300	9.700	6.19	158	20,384,315	205,558,298
<b>Total Of Agriculture Sector</b>										<b>164</b>	<b>20,821,357</b>	<b>207,869,519</b>
<b>Total Of Regular</b>										<b>516</b>	<b>713,726,279</b>	<b>765,747,944</b>

## Non Regular Market Bulletin No (126)

Company Name	Code	opening Price	highest price	lowest price	Average price	Prev Average price	Closing Price	prev closing price	change (%)	No.of Trades	Traded Volume	Traded Value
<b>Banks Sector</b>												
Iraq Noor Islamic Bank	BINI	0.890	0.890	0.890	0.890	0.940	0.890	0.940	-5.32	1	1,630,000	1,450,700
International Islamic Bank	BINT	0.360	0.360	0.360	0.360	0.350	0.360	0.350	2.86	1	340,955	122,744
Credit Bank	BROI	0.850	0.860	0.840	0.850	0.850	0.850	0.850	0.00	33	17,233,250	14,635,763
<b>Total Of Banks Sector</b>										<b>35</b>	<b>19,204,205</b>	<b>16,209,206</b>
<b>Industry Sector</b>												
Baghdad for Packing Materi	IBPM	2.800	2.800	2.800	2.800	2.800	2.800	2.800	0.00	1	2,728,296	7,639,229
Fallujah for construction Ma	IFCM	3.530	3.550	3.500	3.530	3.510	3.500	3.500	0.00	11	3,800,000	13,398,000
<b>Total Of Industry Sector</b>										<b>12</b>	<b>6,528,296</b>	<b>21,037,229</b>
<b>Hotels Sector</b>												
Ashour Hotel	HASH	19.000	19.000	19.000	19.000	19.000	19.000	19.000		3	21,000	399,000
<b>Total Of Hotels Sector</b>										<b>3</b>	<b>21,000</b>	<b>399,000</b>
<b>Total of Non Regular</b>										<b>50</b>	<b>25,753,501</b>	<b>37,645,435</b>

## Undisclosed Platform Companies Bulletin (127)

Company Name	Code	opening Price	highest price	lowest price	Average price	Prev Average price	Closing Price	prev closing price	change (%)	No.of Trades	Traded Volume	Traded Value
<b>Investment Sector</b>												
Alkhair for financial Investm	VKHF	0.210	0.220	0.210	0.210	0.200	0.220	0.210	4.76	2	300,000	64,000
<b>Total Of Investment Sector</b>										<b>2</b>	<b>300,000</b>	<b>64,000</b>
<b>Industry Sector</b>												
Al-Hilal Industries	IHLI	1.070	1.080	1.070	1.080	1.050	1.080	1.050	2.86	3	2,350,000	2,534,500
Iraqi Carton Manufacturies	IICM	1.420	1.420	1.420	1.420	1.400	1.420	1.400	1.43	2	500,000	710,000
The Light Industries	ITLI	0.690	0.690	0.690	0.690	0.690	0.690	0.690	0.00	4	3,554,200	2,452,398
<b>Total Of Industry Sector</b>										<b>9</b>	<b>6,404,200</b>	<b>5,696,898</b>
<b>Total of un disclosed</b>										<b>11</b>	<b>6,704,200</b>	<b>5,760,898</b>
<b>Grand Total</b>										<b>577</b>	<b>746,183,980</b>	<b>809,154,277</b>



Iraq Stock Exchange  
Non Iraqis' Bulletin Monday July 15 2024  
Regular Market



Non Iraqi Trading of Regular Market (Sell)

Company Names	Code	No.of trades	Traded Shares	Trading Volume
<b>Banks Sector</b>				
Bank Of Baghdad	BBOB	9	8,880,000	26,675,953
Al-Mansour Bank	BMNS	17	36,000,000	48,288,579
<b>Total Bank sector</b>		<b>26</b>	<b>44,880,000</b>	<b>74,964,532</b>
<b>Grand Total</b>		<b>26</b>	<b>44,880,000</b>	<b>74,964,532</b>



## Iraq Stock Exchange non trading companies on Monday 15/7/2024

Company Names	Code	Previous Average Price	Closing Price
<b>Banking Sector</b>			
Asia Al Iraq Islamic Bank	BAIB	0.900	0.900
Cihan Islamic Bank	BCIH	2.200	2.200
National Islamic Bank	BNAI	0.620	0.620
Elaf Islamic Bank	BELF	0.440	0.440
Al-Taif Islamic Bank	BTIB	0.690	0.690
Kurdistan International Bank	BKUI	1.000	1.000
Union Bank of Iraq	BUOI	0.220	0.220
<b>Telecommunication Sector</b>			
Al-Khatem Telecoms	TZNI	2.540	2.540
<b>Insurance Sector</b>			
Al-Ameen for Insurance	NAME	0.650	0.650
<b>Services Sector</b>			
Al-Nukhba for construction	SNUC	0.650	0.650
Rehab Karbala	HKAR	0.700	0.700
Kharkh Tour Amuzement City	SKTA	4.400	4.400
Al-Mosul for funfairs	SMOF	8.600	8.600
<b>Industry Sector</b>			
Metallic Industries and Bicycles	IMIB	2.010	2.2
Al -Khazer Road for Construction Materia	IKHC	2.100	2.100
Al-Kindi of Veterinary Vaccines	IKLV	1.600	1.600
<b>Hotels Sector</b>			
National for Tourist Investment	HNTI	11.500	11.500
Tourist Village of Mosul dam	HTVM	11.000	11.000
Al-Mansour Hotel	HMAN	45.000	45.000
Baghdad Hotel	HBAG	10.850	10.850
Babylon Hotel	HBAY	105.000	105.000
<b>Agriculture Sector</b>			
Middle East for Production- Fish	AMEF	7.500	7.500
Al-Ahlyia agricultural production	AAHP	0.900	0.900
Company Names	Code	Previous Average Price	Closing Price
<b>Banks Sector</b>			
World Islamic Bank	BWOR	1.000	1.000
Arabiya Islamic Bank	BAAI	1.000	1.000
Al-Qurtas Islamic Bank	BQUR	1.000	1.000
Arabiya Islamic Bank	BAAI	1.000	1.000
Al- Qabidh Islamic Bank	BQAB	0.240	0.240
Al Anssari Islamic Bank	BANS	1.000	1.000
Erbil Bank	BERI	0.110	0.110
AL- Mashreq al-Arabi Islamic Bank	BAMS	—	—
Erbil Bank	BERI	0.110	0.110
Trust International Islamic Bank	BTRU	0.750	0.750
Al Janoob Islamic Bank Investment	BJAB	1.000	1.000
Al Mustashar Bank	BMUI	1.000	1.000
Region Trade Bank	BRTB	1.000	1.000
Region Trade Bank	BRTB	1.000	1.000
Trans Iraq Bank for Investment	BTRI	0.640	0.640
Al Attaa Islamic Bank	BLAD	0.140	0.140
<b>Insurance Sector</b>			
Al -Hamraa Insurance	NHAM	0.900	0.900
Alahliya For Insurance	NAHF	0.310	0.310
<b>Services Sector</b>			
Al-Ameen Estate Investment	SAEI	2.500	2.500
<b>Investment Sector</b>			
Al-Zawraa for Finanical Investment	VZAF	0.180	0.180
Al-Ameen for Financial Investment	VAMF	1.000	1.000
AL-Wiaam for Financial Investment	VWIF	0.350	0.350
Bain Al-Nahrain Financial Investment	VMES	0.900	0.900
<b>Industry Sector</b>			
Modern chemical industries	IMCI	100.000	100.000
National Furniture Industries	IHFI	2.300	2.300
<b>Agriculture Sector</b>			
Al-Ribas for Poultry and Fodder	AREB	—	—

Company Names	Code	Previous Average Price	Closing Price
<b>Banks Sector</b>			
<b>Babylon Bank</b>	<b>BBAY</b>	<b>0.070</b>	<b>0.070</b>
<b>Investment Sector</b>			
<b>AL- Batek Investment</b>	<b>VBAT</b>	<b>0.380</b>	<b>0.380</b>
<b>Services Sector</b>			
<b>AL-Badia for General Trans</b>	<b>SBAG</b>	<b>0.580</b>	<b>0.580</b>
<b>General Transportation</b>	<b>SIGT</b>	<b>0.970</b>	<b>0.970</b>
<b>Industry Sector</b>			
<b>Modern Construction Materials</b>	<b>IMCM</b>	<b>0.520</b>	<b>0.520</b>
<b>Electronic Industries</b>	<b>IELI</b>	<b>0.700</b>	<b>0.700</b>
<b>Hotels Sector</b>			
<b>Al-Sadeer Hotel</b>	<b>HSAD</b>	<b>28.750</b>	<b>28.750</b>
<b>Palestine Hotel</b>	<b>HPAL</b>	<b>21.000</b>	<b>21.000</b>



## Iraq Stock Exchange Suspended Companies

Al-Rajih Islamic Bank (BRAJ)	19/09/2021	The trading suspended for not produce the Annual disclosure for 2020 at closing price (1.000) ID.
North Bank (BNOR)	31/10/2022	The trading suspended by ISC decision at closing price (0.070) ID.
Gulf Insurance (NGIR)	14/07/2024	The trading suspended for not produce the quarterly disclosure for the first quarter of 2024 at closing price (0.420) ID.
Modern for Animal Production (AMAP)	14/07/2024	The trading suspended for not produce the quarterly disclosure for the first quarter of 2024 at closing price (0.500) ID.
Babil Animal&vegetable Products(ABA)	14/07/2024	The trading suspended for not produce the quarterly disclosure for the first quarter of 2024 .
Zain Al-Iraq Islamic Bank (BZII)	14/07/2024	The trading suspended for not produce the quarterly disclosure for the first quarter of 2024 at closing price (0.340) ID.
Ameen Al Iraq Islamic Bank(BAME)	14/07/2024	The trading suspended for not produce the quarterly disclosure for the first quarter of 2024 at closing price (1.000) ID.

## Iraq Stock Exchange News of listed companies Monday 15/7/2024

### Companies News

National Chemical &Plastic (INCP)	General Assembly Meeting will be hold on Tuesday 23/7/2024 at the Iraqi Economic Union to discuss financial statement of 2022, discuss the deficit . Trading has been suspend on Wednesday 17/7/2024 .
Al -Hamraa Insurance (NHAM)	General Assembly Meeting will be hold on Wednesday 24/7/2024 at the the company to discuss financial statement of 2022, elect new board . Trading has been suspend on Sunday 21/7/2024 .
Al-Taif Islamic Bank(BTIB)	General Assembly Meeting will be hold on Sunday 28/7/2024 at the company to discuss financial statement of 2023, discuss the cash dividend . Trading has been suspend on Tuesday 23/7/2024 .
Trans Iraq Bank for Investment(BTRI)	General Assembly Meeting will be hold on Monday 29/7/2024 at the company o discuss financial statement of 2023, discuss the cash dividend .Trading has been suspend on Wednesday 24/7/2024 .
Karmal Brokerage (FKSX)	General Assembly Meeting will be hold on Tuesday 30/7/2024 at the company to discuss financial statement of 2023, discuss the cash dividend , increasing in company capital from (260,000,000) ID to (600,000,000) ID according to (second /55) . last session will be on Monday 29/7/2024 .and re trading will be on Wednesday session 31/7/2024 .
Alahliya For Insurance(NAHF)	General Assembly Meeting will be hold on Thursday 29/8/2024 at the company to discuss financial statement of 2023 , cash dividend . Trading has been suspend on Monday 26/8/2024 .
out of trading	
Iraqi Land Transport (SILT)	General Assembly Meeting will be hold on Wednesday 6/3/2024 at the Trade Ministry VIP Hall to resign the current board of Administration and elect new five board of Administration .Trading has been suspend on Sunday 3/3/2024.
International Development Bank(EDB)	General Assembly Meeting will be hold on Tuesday 4/6/2024 at the company Al Mansour Branch to discuss financial statement of 2023 ,cash dividend , increasing in company capital from 300 billion to 400 billion according to 56/ Fourth. Trading has been suspend on Tuesday 4/6/2024 .
Ibdaa Al-Sharq Al-Awsat (SIBD)	General Assembly Meeting will be hold on Tuesday 11/6/2024 at the Iraqi Middle East Bank to resign the Auditors and elect new one . Trading has been suspend onThursday 6/6/2024 .
Iraqi For Tufted Carpets(IITC)	General Assembly Meeting will be hold on Sunday 14/7/2024 at the Iraqi Economic Union to discuss financial statement of 2023 . Trading has been suspend on Tuesday 9/7/2024 .

|



## Not Trading Bonds Bulletin

Bond type	Publish type	Code	last trading price	immortilize date
Banaa Bonds / million ID	First	CB10	1030000	12/10/2025
Banaa Bonds / million ID	second	CB20	964981	19/12/2025
Amara Bonds /500 thousand	First	CB25	————	10/09/2025
Amara Bonds /Million ID	First	CB30	984000	10/09/2027
Amara Bonds /500 thousand	Second	CB35	————	————
Amara Bonds /Million ID	Second	CB40	————	————
Amara Bonds /500 thousand	Third	CB45	————	————
Amara Bonds /Million ID	Third	CB50	————	————

# Iraq Stock Exchange

Monday 15/7/2024



## Not Trading OTC

Company Name	Code	Previous Average price
Rabee Securities	FRSE	—
Karmal Brokerage	FKSX	10.000