

# Iraq Stock Exchange



Trading Session Wednesday 15/5/2024 -

Traded Volume 2,726,843,717

ISX Index 60 1005.33

Previous ISX Index60 993.43

Change % 1.2

Change 11.90

Listed Companies 103

Traded Companies 37

General Assembly Co. 6

Suspended Co. 2

Bulletin No (91) of 2024

Traded Value 2,089,593,154 Trades 1027

ISX Index 15 1072.41

Previous ISX Index15 1077.93

Change % -0.51

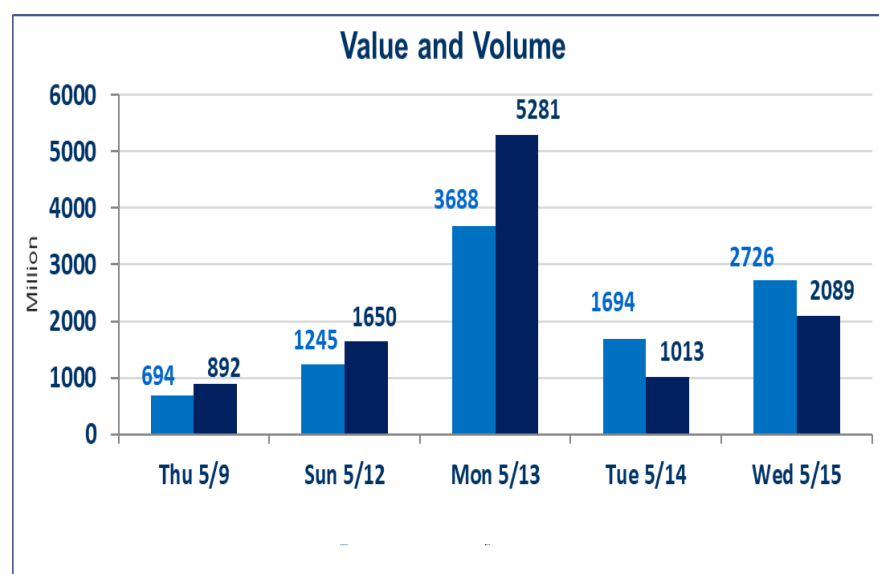
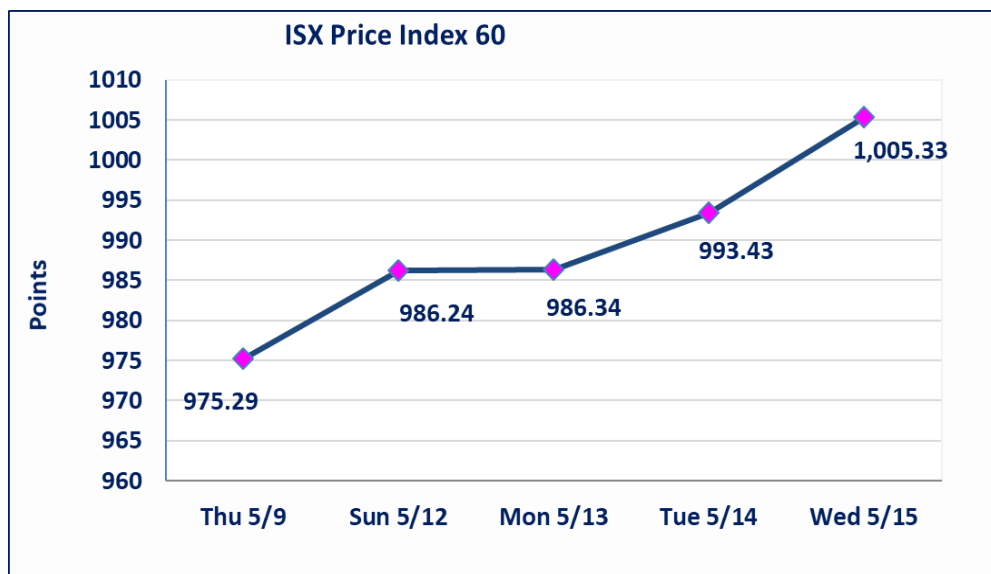
Change -5.52

Non Traded Co. 58

High Companies 13

Low Companies 12

Un Listed Companies OTC 2



### Gainers

Company Name	Closing Price	Change (%)	Traded Volume
Commercial Bank of Iraq	0.920	15.00	171,390,739
Investment Bank of Iraq	0.410	13.89	84,482,086
Gulf Commercial Bank	0.280	12.00	1,207,873,672
Mosul Bank For Investment	0.180	5.88	108,045,083
Credit Bank	0.990	4.21	11,875,000

### Losers

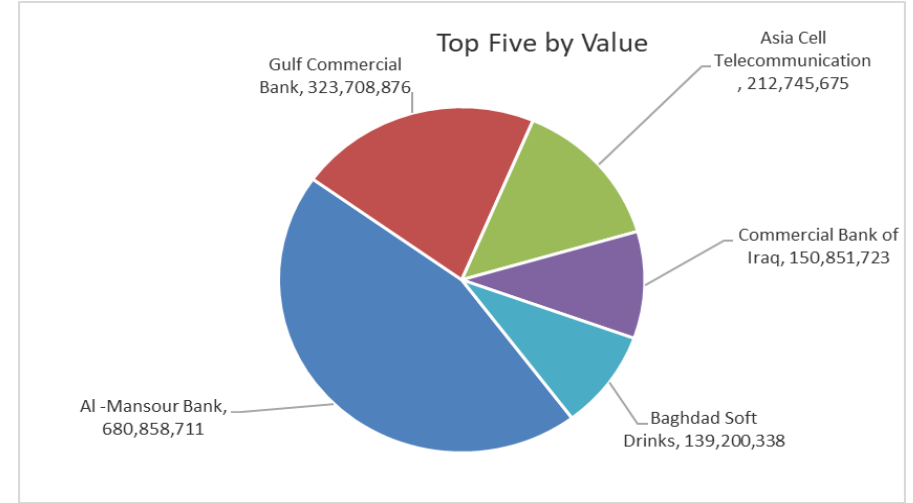
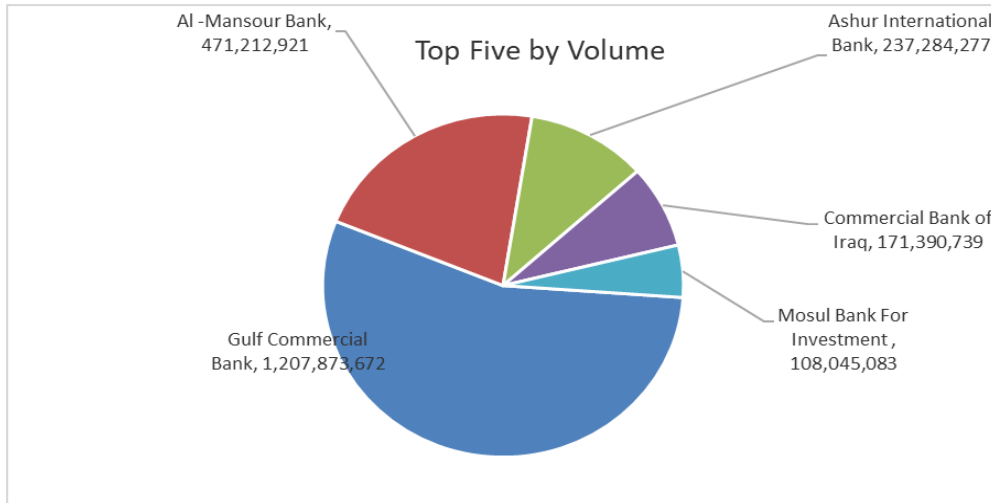
Company Name	Closing Price	Change (%)	Traded Volume
Ashour Hotel	16.000	-8.57	99,740
National Furniture Industries	2.300	-6.12	65,644
Iraqi for Seed Production	8.000	-3.85	7,424,095
Kharkh Tour Amuzement City	4.500	-3.23	451,000
Metallic Industries and Bicycles	1.720	-2.82	1,668,000

### Traded Volume

Company Name	Closing Price	Change (%)	Traded Volume
Gulf Commercial Bank	0.280	12.00	1,207,873,672
Al -Mansour Bank	1.430	-2.05	471,212,921
Ashur International Bank	0.310	3.33	237,284,277
Commercial Bank of Iraq	0.920	15.00	171,390,739
Mosul Bank For Investment	0.180	5.88	108,045,083

### Traded Value

Company Name	Closing Price	Change (%)	Traded Value
Al -Mansour Bank	1.430	-2.05	680,858,711
Gulf Commercial Bank	0.280	12.00	323,708,876
Asia Cell Telecommunication	9.400	-1.57	212,745,675
Commercial Bank of Iraq	0.920	15.00	150,851,723
Baghdad Soft Drinks	4.430	-0.45	139,200,338



## Regular Market Bulletin No (91)



Company Name	Code	opening Price	highest price	lowest price	Average price	Prev Average price	Closing Price	prev closing price	change (%)	No.of Trades	Traded Volume	Traded Value
<b>Banks Sector</b>												
Ashur International Bank	BASH	0.310	0.310	0.310	0.310	0.300	0.310	0.300	3.33	90	237,284,277	73,558,126
Commercial Bank of Iraq	BCOI	0.800	0.920	0.800	0.880	0.790	0.920	0.800	15.00	102	171,390,739	150,851,723
Economy Bank	BEFI	0.220	0.220	0.220	0.220	0.220	0.220	0.220	0.00	11	22,200,000	4,884,000
Gulf Commercial Bank	BGUC	0.250	0.280	0.240	0.270	0.250	0.280	0.250	12.00	150	1,207,873,672	323,708,876
Investment Bank of Iraq	BIBI	0.370	0.410	0.370	0.390	0.360	0.410	0.360	13.89	28	84,482,086	33,369,098
Middle East Bank	BIME	0.110	0.110	0.110	0.110	0.110	0.110	0.110	0.00	19	36,000,000	3,960,000
Mosul Bank For Investment	BMFI	0.170	0.180	0.170	0.170	0.180	0.180	0.170	5.88	21	108,045,083	18,798,094
Al -Mansour Bank	BMNS	1.460	1.460	1.430	1.440	1.460	1.430	1.460	-2.05	229	471,212,921	680,858,711
National Bank of Iraq	BNOI	2.820	2.850	2.780	2.800	2.840	2.820	2.820	0.00	61	41,841,612	117,308,433
Sumer Commerical Bank	BSUC	0.100	0.100	0.100	0.100	0.100	0.100	0.100	0.00	7	60,000,000	6,000,000
<b>Total Of Banks Sector</b>										<b>718</b>	<b>2,440,330,390</b>	<b>1,413,297,061</b>
<b>Telecommunication Sector</b>												
Asia Cell Telecommunication	TASC	9.550	9.550	9.400	9.460	9.420	9.400	9.550	-1.57	89	22,489,776	212,745,675
Al-Khatem Telecoms	TZNI	2.600	2.600	2.600	2.600	2.590	2.600	2.590	0.39	1	150,000	390,000
<b>Total Of Telecommunication</b>										<b>90</b>	<b>22,639,776</b>	<b>213,135,675</b>
<b>Insurance Sector</b>												
Al-Ameen for Insurance	NAME	0.650	0.650	0.650	0.650	0.650	0.650	0.650	0.00	1	20,000	13,000
Dar Al-Salam for Insurance	NDSA	0.770	0.770	0.770	0.770	0.760	0.770	0.760	1.32	1	7,900,000	6,083,000
<b>Total Of InsuranceSector</b>										<b>2</b>	<b>7,920,000</b>	<b>6,096,000</b>
<b>Services Sector</b>												
Baghdad -Iraq Transportatio	SBPT	37.000	38.000	37.000	37.140	37.000	37.500	37.000	1.35	8	235,100	8,731,800
Kharkh Tour Amuzement Cit	SKTA	4.500	4.500	4.500	4.500	4.650	4.500	4.650	-3.23	2	451,000	2,029,500
Mamoura Realestate Invest	SMRI	7.000	7.080	7.000	7.050	7.030	7.080	7.100	-0.28	12	2,380,000	16,777,000
<b>Total Of Services Sector</b>										<b>22</b>	<b>3,066,100</b>	<b>27,538,300</b>
<b>Industry Sector</b>												
Baghdad Soft Drinks	IBSD	4.450	4.500	4.430	4.460	4.430	4.430	4.450	-0.45	52	31,181,828	139,200,338
Al-Kindi of Veterinary Vaccin	IKLV	1.790	1.800	1.780	1.790	1.790	1.780	1.790	-0.56	7	48,136,371	86,160,468
Al-Mansour Pharmaceutical	IMAP	1.870	1.870	1.860	1.870	1.880	1.860	1.870	-0.53	6	2,526,721	4,714,701
Metallic Industries and Bicyc	IMIB	1.720	1.720	1.720	1.720	1.780	1.720	1.770	-2.82	2	1,668,000	2,868,960
Modern Sewing	IMOS	9.510	9.510	9.510	9.510	9.500	9.510	9.500	0.11	1	100,000	951,000
Ready Made Clothes	IRMC	3.550	3.550	3.550	3.550	3.420	3.550	3.500	1.43	1	10,000	35,500
<b>Total Of Industry Sector</b>										<b>69</b>	<b>83,622,920</b>	<b>233,930,967</b>
<b>Hotels Sector</b>												
Ishtar Hotel	HISH	9.650	9.700	9.650	9.660	9.550	9.650	9.650	0.00	10	700,000	6,765,000
<b>Total Of Hotels Sector</b>										<b>10</b>	<b>700,000</b>	<b>6,765,000</b>
<b>Agriculture Sector</b>												
Iraqi for Seed Production	AISP	8.310	8.310	8.000	8.100	8.330	8.000	8.320	-3.85	48	7,424,095	60,133,829
Middle East for Production-	AMEF	7.350	7.350	7.350	7.350	7.350	7.350	7.350	0.00	1	200,000	1,470,000
<b>Total Of Agriculture Sector</b>										<b>49</b>	<b>7,624,095</b>	<b>61,603,829</b>
<b>Total Of Regular</b>										<b>960</b>	<b>2,565,903,281</b>	<b>1,962,366,832</b>

## Non Regular Market Bulletin No (91)

Company Name	Code	opening Price	highest price	lowest price	Average price	Prev Average price	Closing Price	prev closing price	change (%)	No.of Trades	Traded Volume	Traded Value
<b>Banks Sector</b>												
Al Attaa Islamic Bank	BLAD	0.140	0.140	0.140	0.140	0.140	0.140	0.140	0.00	16	64,571,931	9,040,070
Credit Bank	BROI	0.950	0.990	0.950	0.970	0.950	0.990	0.950	4.21	10	11,875,000	11,463,750
<b>Total Of Banks Sector</b>										<b>26</b>	<b>76,446,931</b>	<b>20,503,820</b>
<b>Services Sector</b>												
Al-Ameen Estate Investment	SAEI	2.650	2.650	2.650	2.650	2.600	2.650	2.600	1.92	2	500,000	1,325,000
<b>Total Of Services Sector</b>										<b>2</b>	<b>500,000</b>	<b>1,325,000</b>
<b>Industry Sector</b>												
Fallujah for construction Ma	IFCM	3.600	3.600	3.580	3.590	3.620	3.600	3.620	-0.55	21	5,469,459	19,655,052
National Furniture Industries	IHFI	2.330	2.330	2.300	2.300	2.450	2.300	2.450	-6.12	4	65,644	151,281
<b>Total Of Industry Sector</b>										<b>25</b>	<b>5,535,103</b>	<b>19,806,334</b>
<b>Hotels Sector</b>												
Ashour Hotel	HASH	16.000	16.000	16.000	16.000	17.500	16.000	17.500	-8.57	1	99,740	1,595,840
<b>Total Of Hotels Sector</b>										<b>1</b>	<b>99,740</b>	<b>1,595,840</b>
<b>Total Of Non Regular</b>										<b>54</b>	<b>82,581,774</b>	<b>43,230,994</b>

## Undisclosed Platform Companies Bulletin (91)

Company Name	Code	opening Price	highest price	lowest price	Average price	Prev Average price	Closing Price	prev closing price	change (%)	No.of Trades	Traded Volume	Traded Value
<b>Industry Sector</b>												
Electronic Industries	IELI	0.710	0.710	0.710	0.710	0.710	0.710	0.710	0.00	1	71,902	51,050
Iraqi Carton Manufacturies	IICM	1.060	1.060	1.060	1.060	1.060	1.060	1.060	0.00	2	73,600,000	78,016,000
National Chemical &Plastic	INCP	1.850	1.850	1.850	1.850	1.840	1.850	1.840	0.54	2	2,100,000	3,885,000
The Light Industries	ITLI	0.710	0.710	0.700	0.700	0.710	0.710	0.710	0.00	7	2,576,760	1,813,277
<b>Total Of Industry Sector</b>										<b>12</b>	<b>78,348,662</b>	<b>83,765,328</b>
<b>Hotels Sector</b>												
Palestine Hotel	HPAL	23.000	23.000	23.000	23.000	23.000	23.000	23.000	0.00	1	10,000	230,000
<b>Total Of Hotels Sector</b>										<b>1</b>	<b>10,000</b>	<b>230,000</b>
<b>Total of un disclosed</b>										<b>13</b>	<b>78,358,662</b>	<b>83,995,328</b>
<b>Grand Total</b>										<b>1,027</b>	<b>2,726,843,717</b>	<b>2,089,593,154</b>

# Iraq Stock Exchange



Trading Session Wednesday 15/5/2024

## Not Trading OTC

Company Name	Code	Previous Average price
Rabee Securities	FRSE	—
Karmal Brokerage	FKSX	10.000



## Not Trading Bonds Bulletin

Bond type	Publish type	Code	last trading price	immortilize date
Banaa Bonds / million ID	First	CB10	1030000	10/12/2025
Banaa Bonds / million ID	second	CB20	964981	19/12/2025
Amara Bonds /500 thousand	First	CB25	—	9/10/2025
Amara Bonds /Million ID	First	CB30	984000	9/10/2027
Amara Bonds /500 thousand	Second	CB35	—	—
Amara Bonds /Million ID	Second	CB40	—	—
Amara Bonds /500 thousand	Third	CB45	—	—
Amara Bonds /Million ID	Third	CB50	—	—

Iraq Stock Exchange  
 Non Iraqis' Bulletin Wednesday May 15 2024  
 Regular Market



Non Iraqi Trading of Regular Market (Buy)

Company Names	Code	No.of trades	Traded Shares	Trading Volume
<b>Banks Sector</b>				
Gulf Commercial Bank	BGUC	1	2,750,000	687,500
Al-Mansour Bank	BMNS	1	700,000	1,022,000
<b>Total Bank sector</b>		<b>2</b>	<b>3,450,000</b>	<b>1,709,500</b>
<b>Industry Sector</b>				
AL- Kindi of Veterinary Vaccines	IKLV	3	1,000,000	1,785,000
<b>Total Industry sector</b>		<b>3</b>	<b>1,000,000</b>	<b>1,785,000</b>
<b>Grand Total</b>		<b>5</b>	<b>4,450,000</b>	<b>3,494,500</b>

Non Iraqi Trading of Regular Market (Sell)

Company Names	Code	No.of trades	Traded Shares	Trading Volume
<b>Banks Sector</b>				
Al-Mansour Bank	BMNS	87	273,000,000	392,962,500
<b>Total Bank sector</b>		<b>87</b>	<b>273,000,000</b>	<b>392,962,500</b>
<b>Telecommunication Sector</b>				
Asia cell	TASC	34	14,505,276	136,713,700
<b>Total Telecommunication sector</b>		<b>34</b>	<b>14,505,276</b>	<b>136,713,700</b>
<b>Grand Total</b>		<b>121</b>	<b>287,505,276</b>	<b>529,676,200</b>

## Iraq Stock Exchange non trading companies on Wednesday 15/5/2024

Company Names	Code	Previous Average Price	Closing Price
<b>Banking Sector</b>			
Cihan Islamic Bank	BCIH	2.200	2.200
Asia Al Iraq Islamic Bank	BAIB	0.900	0.900
Al-Taif Islamic Bank	BTIB	0.700	0.700
Elaf Islamic Bank	BELF	0.470	0.470
Kurdistan International Bank	BKUI	0.850	0.850
National Islamic Bank	BNAI	0.620	0.620
United Bank	BUND	0.080	0.080
Union Bank of Iraq	BUOI	0.200	0.200
<b>Insurance Sector</b>			
Gulf Insurance	NGIR	0.400	0.400
<b>Services Sector</b>			
Rehab Karbala	HKAR	0.800	0.800
Al-Mosul for funfairs	SMOF	8.700	8.700
Al-Nukhba for construction	SNUC	0.670	0.700
<b>Industry Sector</b>			
Al -Khazer Road for Construction Material	IKHC	2.500	2.500
Iraqi Engineering Works	IIEW	3.850	3.850
Iraqi For Tufted Carpets	IITC	15.000	15.000
Iraqi Marketing Date	IIDP	1.680	1.680
<b>Hotels Sector</b>			
Tourist Village of Mosul dam	HTVM	11.000	11.000
Baghdad Hotel	HBAG	10.850	10.900
Babylon Hotel	HBAY	110.000	110.000
Al-Mansour Hotel	HMAN	45.000	45.000
National for Tourist Investment	HNTI	10.770	10.770
<b>Agriculture Sector</b>			
Agricultural Products Meat	AIPM	4.750	4.750
Modern for Animal Production	AMAP	0.450	0.450
Al-Ahlyia agricultural production	AAHP	0.950	0.950
Company Names	Code	Previous Average Price	Closing Price
<b>Banks Sector</b>			
World Islamic Bank	BWOR	1.000	1.000
Arabiya Islamic Bank	BAAI	1.000	1.000
Zain Al-Iraq Islamic Bank	BZII	0.340	0.340
Al-Qurtas Islamic Bank	BQUR	1.000	1.000
Arabiya Islamic Bank	BAAI	1.000	1.000
Al Janoob Islamic Bank Investment	BJAB	1.000	1.000
Ameen Al Iraq Islamic Bank	BAME	1.000	1.000
International Development Bank	BIDB	1.000	1.000
Al- Qabidh Islamic Bank	BQAB	0.240	0.240
Al Anssari Islamic Bank	BANS	1.000	1.000
Iraq Noor Islamic Bank	BINI	1.050	1.050
Erbil Bank	BERI	0.110	0.110
Trust International Islamic Bank	BTRU	0.750	0.750
Trans Iraq Bank for Investment	BTRI	0.740	0.740
AL- Mashreq al-Arabi Islamic Bank	BAMS	-	-
Al Mustashar Bank	BMUI	1.000	1.000
International Islamic Bank	BINT	0.270	0.270
Erbil Bank	BERI	0.110	0.110
<b>Insurance Sector</b>			
Al -Hamraa Insurance	NHAM	0.900	1.000
Alahliya For Insurance	NAHF	0.330	0.330
<b>Investment Sector</b>			
Al-Zawraa for Financial Investment	VZAF	0.180	0.180
AL-Wiaam for Financial Investment	VWIF	0.310	0.350



<b>Al-Ameen for Financial Investment</b>	<b>VAMF</b>	<b>1.000</b>	<b>1.000</b>
<b>Bain Al-Nahrain Financial Investment</b>	<b>VMES</b>	<b>0.900</b>	<b>0.900</b>
<b>Services Sector</b>			
<b>Ibdaa Al-Sharq Al-Awsat</b>	<b>SIBD</b>	<b>1.000</b>	<b>1.000</b>
<b>Industry Sector</b>			
<b>Baghdad for Packing Materials</b>	<b>IBPM</b>	<b>2.230</b>	<b>3.120</b>
<b>Modern chemical industries</b>	<b>IMCI</b>	<b>100.000</b>	<b>100.000</b>
<b>Agriculture Sector</b>			
<b>Al-Ribas for Poultry and Fodder</b>	<b>AREB</b>	<b>-</b>	<b>-</b>
<b>Company Names</b>	<b>Code</b>	<b>Previous Average Price</b>	<b>Closing Price</b>
<b>Banks Sector</b>			
<b>Babylon Bank</b>	<b>BBAY</b>	<b>0.070</b>	<b>0.070</b>
<b>Services Sector</b>			
<b>AL-Badia for General Trans</b>	<b>SBAG</b>	<b>0.600</b>	<b>0.600</b>
<b>General Transportation</b>	<b>SIGT</b>	<b>0.950</b>	<b>0.950</b>
<b>IndustrySector</b>			
<b>Al-Hilal Industries</b>	<b>IHLI</b>	<b>0.970</b>	<b>0.970</b>
<b>Modern Construction Materials</b>	<b>IMCM</b>	<b>0.620</b>	<b>0.620</b>
<b>Investment Sector</b>			
<b>AL- Batek Investment</b>	<b>VBAT</b>	<b>0.380</b>	<b>0.380</b>
<b>Alkhair for financial Investment</b>	<b>VKHF</b>	<b>0.200</b>	<b>0.200</b>
<b>Hotels Sector</b>			
<b>Al-Sadeer Hotel</b>	<b>HSAD</b>	<b>27.000</b>	<b>27.000</b>

### Iraq Stock Exchange Suspended Companies

Al-Rajih Islamic Bank (BRAJ)	9/19/2021	The trading suspended for not produce the Annual disclosure for 2020 at closing price (1.000) ID.
North Bank (BNOR)	31/10/2022	The trading suspended by ISC decision at closing price (0.070) ID.

## Iraq Stock Exchange News of listed companies Wednesday 15/5/2024

### Companies News

Al -Mansour Bank (BMNS)	General Assembly Meeting will be hold on Tuesday 21/5/2024 at the Al Alwiya Club to discuss financial statement of 2023 , cash dividend , increasing in company capital from 300 billion to 350 billion according to 55/First& second . Trading has been suspend on Thursday 16/5/2024 .
Al-Ameen for Financial Investment (	General Assembly Meeting will be hold on Tuesday 28/5/2024 at the company to discuss financial statement of 2023 , discuss the deficit . Trading has been suspend on Thursday 23/5/2024 .
Ashur International Bank (BASH)	General Assembly Meeting will be hold on Wednesday 29/5/2024 at the Alriyada Station to discuss financial statement of 2022 , cash dividend, elect seven members of Administration council . Trading has been suspend on Sunday 26/5/2024 .
out of trading	
Babil Animal&vegetable Products (ABAP)	General Assembly Meeting will be hold on Monday 11/12/2023 at theAl Jadriya to discuss financial statement of 2021,2022 , cash dividend , discuss the deficit Trading has been suspend on Thursday 7/12/2023 .
Iraqi Land Transport (SILT)	General Assembly Meeting will be hold on Wednesday 6/3/2024 at the Trade Ministry VIP Hall to resign the current board of Administration and elect new five board of Administration .Trading has been suspend on Sunday 3/3/2024.
Iraqi Agricultural Products (AIRP)	General Assembly Meeting will be hold on Monday 13/5/2024 at the company to discuss financial statement of 2021 , cash dividend . Trading has been suspend on Tuesday 30/4/2024 .
Region Trade Bank (BRTB)	General Assembly Meeting will be hold on Wednesday 8/5/2024 at the company in erbil to discuss financial statement of 2023 , cash dividend , increasing in company capital from 300 billion to 350 billion when the bank will be get the approval of GAM . Trading has been suspend on Sunday 5/5/2024 .
Iraqi Islamic Bank (BIIB)	General Assembly Meeting will be hold on Saturday 11/5/2024 at the Iraqi Hunting Club to discuss financial statement of 2023 , cash dividend , increasing in company capital from 300 billion to 400 billion according to 55/ second . Trading has been suspend on Tuesday 7/5/2024 .
Bank of Baghdad (BBOB)	General Assembly Meeting will be hold on Saturday 18/5/2024 at the Dijla Town to discuss financial statement of 2023 , cash dividend , increasing in company capital from 250 billion to 325 billion according to 55/ second . Trading has been suspend on Tuesday 14/5/2024 .