

Iraq Stock Exchange

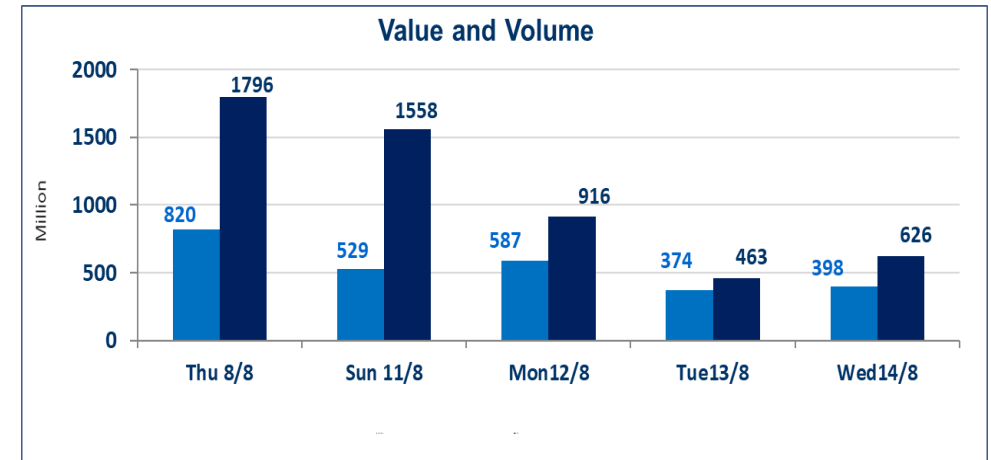
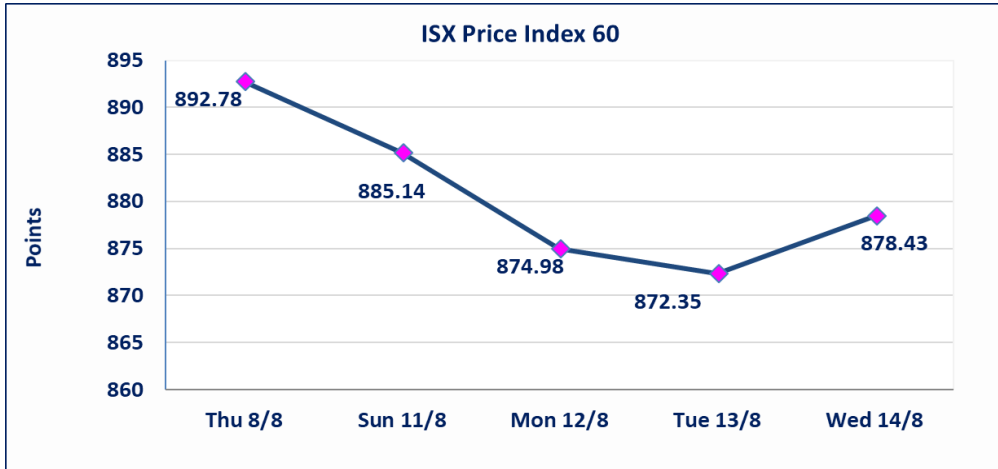
Trading Session Wednesday 14/8/2024 -

Traded Volume	398,501,130
ISX Index 60	878.43
Previous ISX Index60	872.35
Change %	0.7
Change	6.08
Listed Companies	103
Traded Companies	38
General Assembly Co.	4
Suspended Co.	3



Bulletin No (148) of 2024

Traded Value	626,360,771	Traders 340
ISX Index 15	979.73	
Previous ISX Index15	977.89	
Change %	0.19	
Change	1.84	
Non Traded Co.	58	
High Companies	9	
Low Companies	11	
Un Listed Companies O'	2	



Gainers

Company Name	Closing Price	Change (%)	Traded Volume
Union Bank of Iraq	0.250	13.64	2,000
Gulf Commercial Bank	0.310	3.33	15,690,000
Baghdad Soft Drinks	4.350	2.35	14,186,694
Iraqi Islamic Bank	1.120	1.82	5,475,864
National Chemical &Plastic	1.760	1.73	103,669

Losers

Company Name	Closing Price	Change (%)	Traded Volume
Middle East Bank	0.090	-10.00	30,000,000
National Furniture Industries	1.700	-5.56	54,661
Al-Ameen Estate Investment	2.200	-4.35	500,000
Kurdistan International Bank	1.200	-4.00	1,000,000
Gulf Insurance	0.370	-2.63	500,000

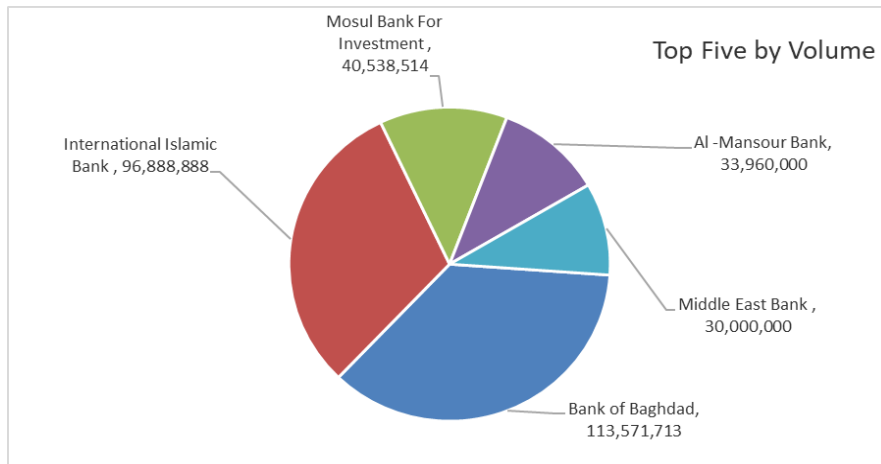
Traded Volume

Company Name	Closing Price	Change (%)	Traded Volume
Bank of Baghdad	2.910	0.34	113,571,713
International Islamic Bank	0.350	0.00	96,888,888
Mosul Bank For Investment	0.180	0.00	40,538,514
Al -Mansour Bank	1.370	0.00	33,960,000
Middle East Bank	0.090	-10.00	30,000,000

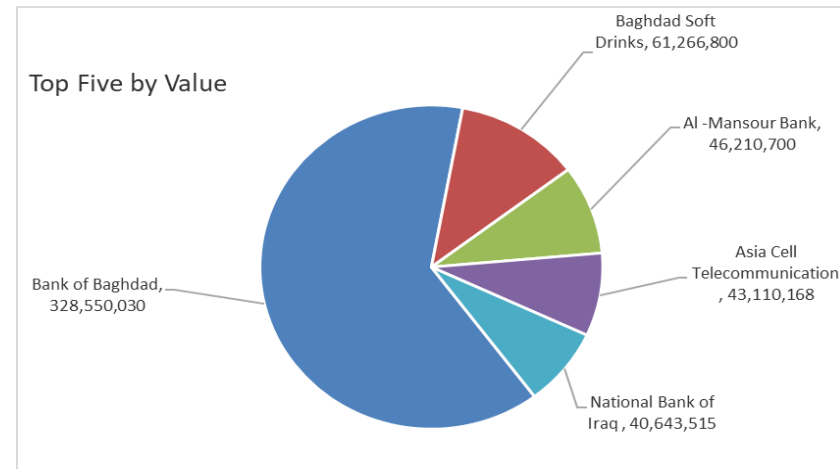
Traded Value

Company Name	Closing Price	Change (%)	Traded Value
Bank of Baghdad	2.910	0.34	328,550,030
Baghdad Soft Drinks	4.350	2.35	61,266,800
Al -Mansour Bank	1.370	0.00	46,210,700
Asia Cell Telecommunication	9.330	-0.11	43,110,168
National Bank of Iraq	2.340	-0.43	40,643,515

Top Five by Volume



Top Five by Value



Regular Market Bulletin No (148)



Company Name	Code	opening Price	highest price	lowest price	Average price	Prev Average price	Closing Price	prev closing price	change (%)	No.of Trades	Traded Volume	Traded Value
Banks Sector												
Ashur International Bank	BASH	0.290	0.290	0.290	0.290	0.290	0.290	0.290	0.00	2	2,000,000	580,000
Bank of Baghdad	BBOB	2.890	2.920	2.850	2.890	2.890	2.910	2.900	0.34	101	113,571,713	328,550,030
Cihan Islamic Bank	BCIH	2.030	2.030	2.030	2.030	2.030	2.030	2.030	0.00	1	500,000	1,015,000
Commercial Bank of Iraq	BCOI	0.810	0.810	0.810	0.810	0.810	0.810	0.810	0.00	4	1,320,246	1,069,399
Gulf Commercial Bank	BGUC	0.310	0.310	0.310	0.310	0.300	0.310	0.300	3.33	6	15,690,000	4,863,900
Iraqi Islamic Bank	BIIB	1.110	1.120	1.110	1.110	1.100	1.120	1.100	1.82	6	5,475,864	6,093,884
Middle East Bank	BIME	0.090	0.090	0.090	0.090	0.100	0.090	0.100	-10.00	1	30,000,000	2,700,000
Kurdistan International Bank	BKUI	1.210	1.210	1.200	1.210	1.250	1.200	1.250	-4.00	2	1,000,000	1,205,000
Mosul Bank For Investment	BMFI	0.180	0.180	0.180	0.180	0.180	0.180	0.180	0.00	13	40,538,514	7,296,933
Al -Mansour Bank	BMNS	1.370	1.370	1.360	1.360	1.370	1.370	1.370	0.00	15	33,960,000	46,210,700
National Bank of Iraq	BNOI	2.350	2.350	2.300	2.330	2.350	2.340	2.350	-0.43	44	17,412,114	40,643,515
Sumer Commerical Bank	BSUC	0.090	0.090	0.090	0.090	0.090	0.090	0.090	0.00	1	133,000	11,970
Union Bank of Iraq	BUOI	0.250	0.250	0.250	0.250	0.220	0.250	0.220	13.64	1	2,000	500
Total Of Banks Sector										197	261,603,451	440,240,832
Telecommunication Sector												
Asia Cell Telecommunication	TASC	9.340	9.350	9.280	9.330	9.340	9.330	9.340	-0.11	36	4,622,318	43,110,168
Total Of Telecommunication										36	4,622,318	43,110,168
Insurance Sector												
Dar Al-Salam for Insurance	NDSA	0.770	0.770	0.760	0.760	0.760	0.760	0.760	0.00	4	3,165,610	2,415,864
Total Of Insurance Sector										4	3,165,610	2,415,864
Services Sector												
Baghdad -Iraq Transportat	SBPT	44.000	44.000	44.000	44.000	44.000	44.000	44.000	0.00	1	128,000	5,632,000
Mamoura Realestate Invest	SMRI	5.620	5.620	5.620	5.620	5.590	5.620	5.590	0.54	1	50,000	281,000
Rehab Karbala	HKAR	0.600	0.600	0.600	0.600	0.600	0.600	0.600	0.00	1	1,656	994
Total Of Services Sector										3	179,656	5,913,994
Industry Sector												
Baghdad Soft Drinks	IBSD	4.250	4.350	4.250	4.320	4.220	4.350	4.250	2.35	29	14,186,694	61,266,800
Al-Mansour Pharmaceutica	IMAP	1.890	1.890	1.890	1.890	1.880	1.890	1.890	0.00	1	125,000	236,250
National Chemical &Plastic	INCP	1.730	1.760	1.730	1.750	1.730	1.760	1.730	1.73	3	103,669	181,147
Ready Made Clothes	IRMC	3.320	3.320	3.320	3.320	3.330	3.320	3.320	0.00	3	952,005	3,160,657
Total Of Industry Sector										36	15,367,368	64,844,853
Hotels Sector												
Baghdad Hotel	HBAG	10.800	10.800	10.800	10.800	10.750	10.800	10.750	0.47	1	11,000	118,800
National for Tourist Investr	HNTI	10.250	10.250	10.250	10.250	10.500	10.250	10.500	-2.38	1	100,000	1,025,000
Total Of Hotels Sector										2	111,000	1,143,800
Agriculture Sector												
Agricultural Products Meat	AIPM	5.300	5.300	5.300	5.300	5.300	5.300	5.300	0.00	1	1,000	5,300
Iraqi for Seed Production	AISP	9.350	9.350	9.230	9.250	9.250	9.240	9.300	-0.65	29	2,400,000	22,199,052
Total Of Agriculture Sector										30	2,401,000	22,204,352
Total Of Regular										308	287,450,403	579,873,862

Non Regular Market Bulletin No (147)

Company Name	Code	opening Price	highest price	lowest price	Average price	Prev Average price	Closing Price	prev closing price	change (%)	No.of Trades	Traded Volume	Traded Value
Banks Sector												
International Islamic Bank	BINT	0.350	0.350	0.350	0.350	0.350	0.350	0.350	0.00	3	96,888,888	33,911,111
Al Attaa Islamic Bank	BLAD	0.130	0.130	0.130	0.130	0.130	0.130	0.130	0.00	4	4,240,000	551,200
Credit Bank	BROI	0.840	0.840	0.840	0.840	0.840	0.840	0.840	0.00	1	350,000	294,000
Total Of Banks Sector										8	101,478,888	34,756,311
Investment Sector												
AL-Wiaam for Financial Inv	VWIF	0.280	0.280	0.280	0.280	0.280	0.280	0.280	0.000	1	10,000	2,800
Total Of Investment Sector										1	10,000	2,800
Services Sector												
Al-Ameen Estate Investme	SAEI	2.200	2.200	2.200	2.200	2.300	2.200	2.300	-4.35	1	500,000	1,100,000
Total Of Services Sector										1	500,000	1,100,000
Industry Sector												
Baghdad for Packing Mate	IBPM	2.820	2.820	2.820	2.820	2.810	2.820	2.820	0.00	1	100,000	282,000
Fallujah for construction M	IIFCM	3.420	3.450	3.420	3.440	3.450	3.450	3.440	0.29	2	125,000	430,500
National Furniture Industri	IHFI	1.700	1.700	1.700	1.700	1.800	1.700	1.800	-5.56	1	54,661	92,924
Total Of Industry Sector										4	279,661	805,424
Total of Non Regular										14	102,268,549	36,664,535

Undisclosed Platform Companies Bulletin (148)

Company Name	Code	opening Price	highest price	lowest price	Average price	Prev Average price	Closing Price	prev closing price	change (%)	No.of Trades	Traded Volume	Traded Value
Insurance Sector												
Gulf Insurance	NGIR	0.370	0.370	0.370	0.370	0.380	0.370	0.380	-2.63	1	500,000	185,000
Total Of Insurance Sector										1	500,000	185,000
Industry Sector												
Electronic Industries	IELI	0.860	0.860	0.860	0.860	0.860	0.860	0.860	0.00	1	750,000	645,000
Iraqi Carton Manufacturies	IICM	1.690	1.690	1.680	1.680	1.720	1.680	1.720	-2.33	9	3,765,000	6,325,350
The Light Industries	ITLI	0.710	0.710	0.700	0.710	0.710	0.700	0.710	-1.41	7	3,767,178	2,667,025
Total Of Industry Sector										17	8,282,178	9,637,375
Total of										18	8,782,178	9,822,375
Grand Total										340	398,501,130	626,360,771

Iraq Stock Exchange non trading companies on Wednesday 14/8/2024

Company Names	Code	Previous Average Price	Closing Price
Banking Sector			
Asia Al Iraq Islamic Bank	BAIB	0.900	0.900
United Bank	BUND	0.070	0.070
National Islamic Bank	BNAI	0.570	0.570
Al-Taif Islamic Bank	BTIB	0.780	0.780
Elaf Islamic Bank	BELF	0.400	0.400
Investment Bank of Iraq	BIBI	0.330	0.330
Telecommunication Sector			
Al-Khatem Telecoms	TZNI	2.450	2.460
Insurance Sector			
Al-Ameen for Insurance	NAME	0.620	0.620
Industry Sector			
Iraqi For Tufted Carpets	IITC	14.530	14.600
Al -Khazer Road for Construction Mater	IKHC	2.100	2.100
Iraqi Engineering Works	IIEW	4.200	4.200
Al-Kindi of Veterinary Vaccines	IKLV	1.650	1.650
Metallic Industries and Bicycles	IMIB	2.000	2.000
Modern Sewing	IMOS	9.240	9.250
Services Sector			
Al-Nukhba for construction	SNUC	0.760	0.800
Kharkh Tour Amuzement City	SKTA	4.190	4.200
Al-Mosul for funfairs	SMOF	8.100	8.100
Hotels Sector			
Tourist Village of Mosul dam	HTVM	11.000	11.000
Ishtar Hotel	HISH	9.400	9.390
Al-Mansour Hotel	HMAN	40.000	40.000
Babylon Hotel	HBAY	101.000	101.000
Agriculture Sector			
Al-Ahlyia agricultural production	AAHP	0.930	0.930
Middle East for Production- Fish	AMEF	7.500	7.500
Iraqi Agricultural Products	AIRP	20.000	20.000
Babil Animal&vegetable Products	ABAP	1.000	1.000
Company Names	Code	Previous Average Price	Closing Price
Banks Sector			
World Islamic Bank	BWOR	1.000	1.000
International Development Bank	BIDB	1.000	1.000
Al-Qurtas Islamic Bank	BQUR	1.000	1.000
Arabiya Islamic Bank	BAAI	1.000	1.000
Al- Qabidh Islamic Bank	BQAB	0.240	0.240
AL- Mashreq al-Arabi Islamic Bank	BAMS	—	—
Trust International Islamic Bank	BTRU	0.750	0.750

Al Janoob Islamic Bank Investment	BJAB	1.000	1.000
Al Mustashar Bank	BMUI	1.000	1.000
Region Trade Bank	BRTB	1.000	1.000
Iraq Noor Islamic Bank	BINI	0.700	0.700
Ameen Al Iraq Islamic Bank	BAME	1.000	1.000
Al Anssari Islamic Bank	BANS	1.000	1.000
Trans Iraq Bank for Investment	BTRI	0.550	0.550
Erbil Bank	BERI	0.110	0.110
Company Names	Code	Previous Average Price	Closing Price
Insurance Sector			
Alahliya For Insurance	NAHF	0.310	0.310
Al -Hamraa Insurance	NHAM	0.750	0.750
Investment Sector			
Al-Zawraa for Finanical Investment	VZAF	0.180	0.180
Al-Ameen for Financial Investment	VAMF	1.000	1.000
Bain Al-Nahrain Financial Investment	VMES	0.900	0.900
Services Sector			
Ibdaa Al-Sharq Al-Awsat	SIBD	1.000	1.000
Industry Sector			
Modern chemical industries	IMCI	100.000	100.000
Hotels Sector			
Ashour Hotel	HASH	24.000	24.000
Agriculture Sector			
Al-Ribas for Poultry and Fodder	AREB	—	—
Company Names	Code	Previous Average Price	Closing Price
Banks Sector			
Babylon Bank	BBAY	0.070	0.070
Investment Sector			
AL- Batek Investment	VBAT	0.390	0.390
Alkhair for financial Investment	VKHF	0.240	0.240
Industry Sector			
Modern Construction Materials	IMCM	0.490	0.490
Services Sector			
General Transportation	SIGT	0.960	0.960
AL-Badia for General Trans	SBAG	0.560	0.560
Hotels Sector			
Al-Sadeer Hotel	HSAD	28.750	28.750
Palestine Hotel	HPAL	20.000	20.000
Agriculture Sector			
Modern for Animal Production	AMAP	0.500	0.500



Non Iraqi Trading of Regular Market (Sell)

Company Names	Code	No.of trades	Traded Shares	Trading
Banks Sector				
Bank Of Baghdad	BBOB	3	3,000,000	8,730,000
Total Bank sector		3	3,000,000	8,730,000
Telecommunication Sector				
Asia cell	TASC	9	1,500,000	13,970,080
Total Telecommunication sector		9	1,500,000	13,970,080
Grand Total		12	4,500,000	22,700,080



Not Trading Bonds Bulletin

Bond type	Publish type	Code	last trading price	immortilize date
Banaa Bonds / million ID	First	CB10	1030000	12/10/2025
Banaa Bonds / million ID	second	CB20	964981	19/12/2025
Amara Bonds /500 thousand	First	CB25	————	10/09/2025
Amara Bonds /Million ID	First	CB30	984000	10/09/2027
Amara Bonds /500 thousand	Second	CB35	————	————
Amara Bonds /Million ID	Second	CB40	————	————
Amara Bonds /500 thousand	Third	CB45	————	————
Amara Bonds /Million ID	Third	CB50	————	————

Iraq Stock Exchange

Wednesday 14/8/2024



Not Trading OTC

Company Name	Code	Previous Average price
Rabee Securities	FRSE	—
Karmal Brokerage	FKSX	—

Iraq Stock Exchange Suspended Companies

Al-Rajih Islamic Bank (BRAJ)	19/09/2021	The trading suspended for not produce the Annual disclosure for 2020 at closing price (1.000) ID.
North Bank (BNOR)	31/10/2022	The trading suspended by ISC decision at closing price (0.070) ID.
Zain Al-Iraq Islamic Bank	11/08/2024	The trading suspended by ISC decision at closing price (0.340) ID. Because the bank under guardianship

Iraq Stock Exchange News of listed companies Wednesday 14/8/2024

Companies News

Alahliya For Insurance(NAHF)	General Assembly Meeting will be hold on Thursday 29/8/2024 at the company to discuss financial statement of 2023 , cash dividend . Trading has been suspend on Monday 26/8/2024 .
Dar Al-Salam for Insurance (NDSA)	General Assembly Meeting will be hold on Sunday 8/9/2024 at the company to discuss financial statement of 2023 , cash dividend . Trading has been suspend on Tuesday 3/9/2024 .
Al Attaa Islamic Bank (BLAD)	General Assembly Meeting will be hold on Tuesday 10/9/2024 at the company to discuss financial statement of 2023 , cash dividend and the deficit . Trading has been suspend on Thursday 5/9/2024 .
Baghdad Soft Drinks (IBSD)	General Assembly Meeting will be hold on Thursday 12/9/2024 at the Babylon Hotel to discuss financial statement of 2023 , cash dividend . Trading has been suspend on Monday 9/9/2024 .
Modern Sewing (IMOS)	General Assembly Meeting will be hold on Tuesday 24/9/2024 at the company to discuss financial statement of 2023 , cash dividend . Trading has been suspend on Thursday 19/9/2024 .
Rehab Karbala (HKAR)	General Assembly Meeting will be hold on Sunday 20/10/2024 at the AIAtta Islamic Bank hall to discuss financial statement of 2023 , treat the deficit . Trading has been suspend on Tuesday 15/10/2024 .
out of trading	
Iraqi Land Transport (SILT)	General Assembly Meeting will be hold on Wednesday 6/3/2024 at the Trade Ministry VIP Hall to resign the current board of Administration and elect new five board of Administration .Trading has been suspend on Sunday 3/3/2024.
Economy Bank (BEFI)	General Assembly Meeting will be hold on Tuesday 13/8/2024 at the company to discuss financial statement of 2023, discuss the cash dividend.Trading has been suspend on Thursday 8/8/2024 .
Iraqi Marketing Date(IIDP)	General Assembly Meeting will be hold on Wednesday 14/8/2024 at the company to discuss financial statement of 2020,2021, discuss the cash dividendand loses ,discuss the deficit,elect 5 new members of Administration council .Trading has been suspend on Sunday 11/8/2024 .
Al-Hilal Industries (IHLI)	General Assembly Meeting will be hold on Thursday 15/8/2024 at the National Chemical &Plastic hall to discuss financial statement of 2018,2019 2020,2021, discuss the cash dividendand loses ,discuss the deficit,elect 5 new members of Administration council .Trading has been suspend on Monday 12/8/2024 .