

Iraq Stock Exchange



Trading Session Tuesday 14/5/2024 -

Traded Volume 1,694,907,525

ISX Index 60 993.43

Previous ISX Index60 986.34

Change % 0.72

Change 7.09

Listed Companies 103

Traded Companies 39

General Assembly Co. 6

Suspended Co. 2

Bulletin No (90) of 2024

Traded Value 1,013,212,454 Trades 731

ISX Index 15 1077.93

Previous ISX Index15 1064.51

Change % 1.26

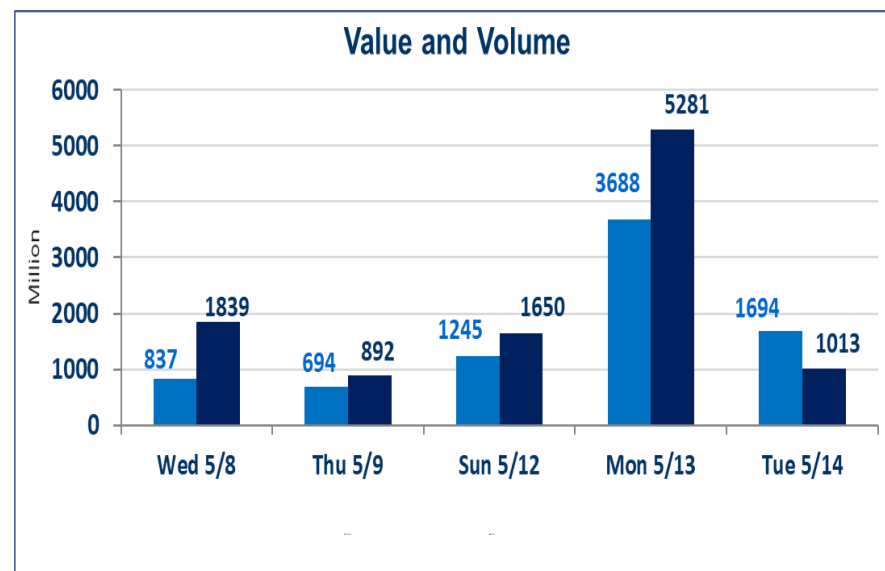
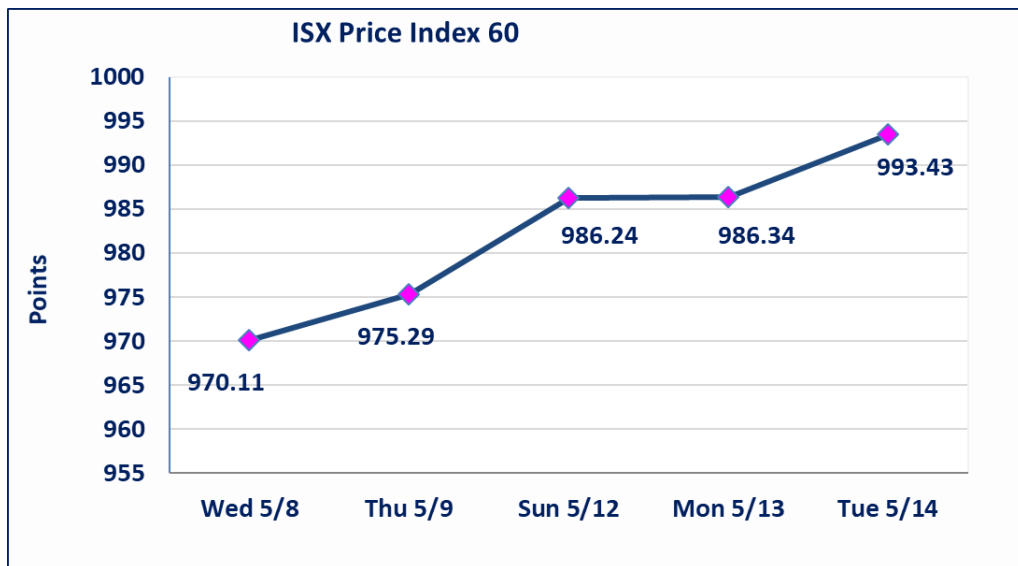
Change 13.42

Non Traded Co. 56

High Companies 13

Low Companies 11

Un Listed Companies OTC 2



Gainers

Company Name	Closing Price	Change (%)	Traded Volume
Al-Kindi of Veterinary Vaccines	1.790	9.82	148,629
Al Attaa Islamic Bank	0.140	7.69	4,000,000
Commercial Bank of Iraq	0.800	5.26	25,100,000
Gulf Commercial Bank	0.250	4.17	1,063,571,602
Asia Cell Telecommunication	9.550	2.69	11,439,476

Losers

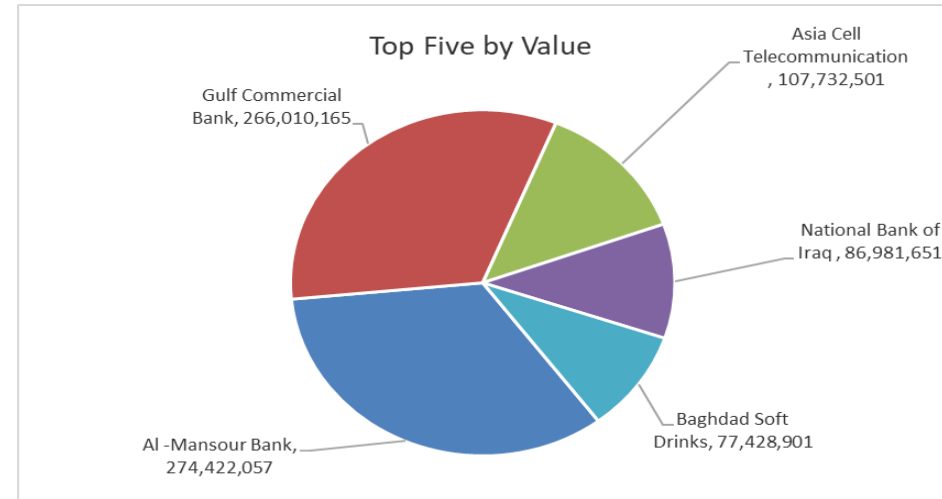
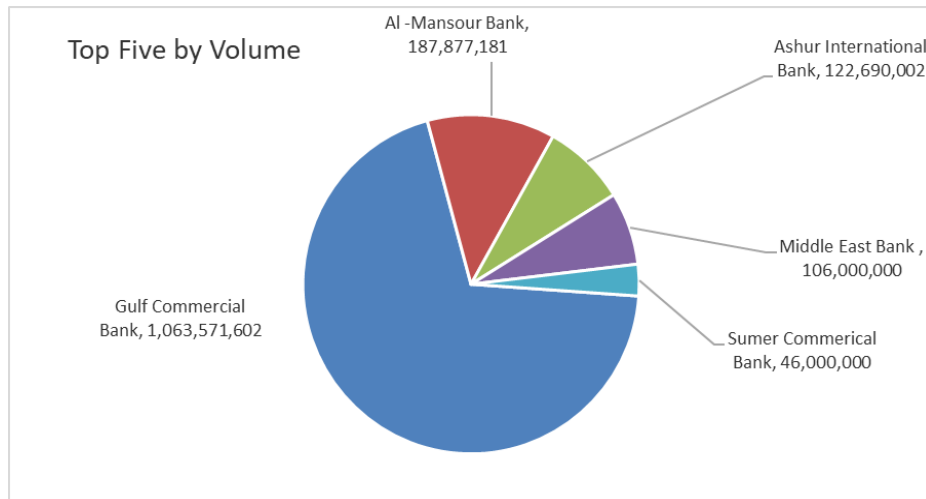
Company Name	Closing Price	Change (%)	Traded Volume
Modern for Animal Production	0.450	-11.76	4,248,393
Metallic Industries and Bicycles	1.770	-6.84	4,388,761
Mosul Bank For Investment	0.170	-5.56	11,874,999
Modern Sewing	9.500	-5.00	43,171
Electronic Industries	0.710	-4.05	2,195,000

Traded Volume

Company Name	Closing Price	Change (%)	Traded Volume
Gulf Commercial Bank	0.250	4.17	1,063,571,602
Al -Mansour Bank	1.460	0.69	187,877,181
Ashur International Bank	0.300	0.00	122,690,002
Middle East Bank	0.110	0.00	106,000,000
Sumer Commerical Bank	0.100	0.00	46,000,000

Traded Value

Company Name	Closing Price	Change (%)	Traded Value
Al -Mansour Bank	1.460	0.69	274,422,057
Gulf Commercial Bank	0.250	4.17	266,010,165
Asia Cell Telecommunication	9.550	2.69	107,732,501
National Bank of Iraq	2.820	0.71	86,981,651
Baghdad Soft Drinks	4.450	2.30	77,428,901



Regular Market Bulletin No (90)



Company Name	Code	opening Price	highest price	lowest price	Average price	Prev Average price	Closing Price	prev closing price	change (%)	No.of Trades	Traded Volume	Traded Value
Banks Sector												
Ashur International Bank	BASH	0.300	0.300	0.300	0.300	0.300	0.300	0.300	0.00	82	122,690,002	36,807,001
Commercial Bank of Iraq	BCOI	0.770	0.800	0.770	0.790	0.760	0.800	0.760	5.26	20	25,100,000	19,910,000
Economy Bank	BEFI	0.220	0.220	0.220	0.220	0.220	0.220	0.220	0.00	4	2,000,000	440,000
Gulf Commercial Bank	BGUC	0.260	0.270	0.230	0.250	0.240	0.250	0.240	4.17	180	1,063,571,602	266,010,165
Investment Bank of Iraq	BIBI	0.370	0.370	0.360	0.360	0.370	0.360	0.370	-2.70	4	4,000,000	1,450,000
Middle East Bank	BIME	0.110	0.110	0.110	0.110	0.110	0.110	0.110	0.00	34	106,000,000	11,660,000
Mosul Bank For Investment	BMFI	0.180	0.180	0.170	0.180	0.180	0.170	0.180	-5.56	16	11,874,999	2,128,750
Al -Mansour Bank	BMNS	1.450	1.470	1.450	1.460	1.450	1.460	1.450	0.69	99	187,877,181	274,422,057
National Bank of Iraq	BNOI	2.810	2.890	2.810	2.840	2.830	2.820	2.800	0.71	55	30,675,201	86,981,651
Sumer Commerical Bank	BSUC	0.100	0.100	0.100	0.100	0.100	0.100	0.100	0.00	7	46,000,000	4,600,000
Union Bank of Iraq	BUOI	0.200	0.200	0.200	0.200	0.210	0.200	0.200	0.00	1	169,009	33,802
Total Of Banks Sector										502	1,599,957,994	704,443,425
Telecommunication Sector												
Asia Cell Telecommunication	TASC	9.300	9.600	9.300	9.420	9.340	9.550	9.300	2.69	48	11,439,476	107,732,501
Total Of Telecommunication										48	11,439,476	107,732,501
Insurance Sector												
Al-Ameen for Insurance	NAME	0.650	0.650	0.650	0.650	0.650	0.650	0.650	0.00	2	169,292	110,040
Dar Al-Salam for Insurance	NDSA	0.760	0.760	0.760	0.760	0.750	0.760	0.750	1.33	1	8,600,000	6,536,000
Total Of InsuranceSector										3	8,769,292	6,646,040
Services Sector												
Baghdad -Iraq Transportatio	SBPT	37.000	37.000	37.000	37.000	36.760	37.000	37.000	0.00	1	34,900	1,291,300
Kharkh Tour Amuzement Cit	SKTA	4.650	4.650	4.650	4.650	4.620	4.650	4.650	0.00	3	18,500	86,025
Mamoura Realestate Invest	SMRI	7.000	7.100	7.000	7.030	7.110	7.100	7.100	0.00	15	2,609,000	18,330,900
Total Of Services Sector										19	2,662,400	19,708,225
Industry Sector												
Baghdad Soft Drinks	IBSD	4.350	4.500	4.350	4.430	4.340	4.450	4.350	2.30	33	17,491,930	77,428,901
Iraqi Marketing Date	IIDP	1.650	1.680	1.650	1.680	1.650	1.680	1.650	1.82	2	100,741	168,848
Al-Kindi of Veterinary Vaccin	IKLV	1.790	1.790	1.790	1.790	1.630	1.790	1.630	9.82	1	148,629	266,046
Al-Mansour Pharmaceutical	IMAP	1.910	1.910	1.870	1.880	1.920	1.870	1.920	-2.60	8	10,295,552	19,340,182
Metallic Industries and Bicyc	IMIB	1.820	1.820	1.770	1.780	1.890	1.770	1.900	-6.84	11	4,388,761	7,830,107
Modern Sewing	IMOS	9.500	9.500	9.500	9.500	9.900	9.500	10.000	-5.00	1	43,171	410,125
Total Of Industry Sector										56	32,468,784	105,444,208
Hotels Sector												
Ishtar Hotel	HISH	9.500	9.650	9.500	9.550	9.480	9.650	9.500	1.58	6	840,000	8,026,000
Total Of Hotels Sector										6	840,000	8,026,000
Agriculture Sector												
Iraqi for Seed Production	AISP	8.360	8.360	8.300	8.330	8.380	8.320	8.370	-0.60	21	3,498,392	29,133,930
Modern for Animal Producti	AMAP	0.450	0.450	0.450	0.450	0.530	0.450	0.510	-11.76	5	4,248,393	1,911,777
Middle East for Production-	AMEF	7.350	7.350	7.350	7.350	7.300	7.350	7.300	0.68	2	520,000	3,822,000
Total Of Agriculture Sector										28	8,266,785	34,867,706
Total Of Regular										662	1,664,404,731	986,868,105

Non Regular Market Bulletin No (90)

Company Name	Code	opening Price	highest price	lowest price	Average price	Prev Average price	Closing Price	prev closing price	change (%)	No.of Trades	Traded Volume	Traded Value
Banks Sector												
Al Attaa Islamic Bank	BLAD	0.140	0.140	0.140	0.140	0.130	0.140	0.130	7.69	1	4,000,000	560,000
Credit Bank	BROI	0.950	0.950	0.950	0.950	0.950	0.950	0.950	0.00	3	2,586,094	2,456,789
Total Of Banks Sector										4	6,586,094	3,016,789
Services Sector												
Al-Ameen Estate Investment	SAEI	2.700	2.700	2.600	2.600	2.700	2.600	2.700	-3.70	8	1,494,134	3,885,070
Total Of Services Sector										8	1,494,134	3,885,070
Industry Sector												
Baghdad for Packing Material	IBPM	3.400	3.400	3.120	3.230	3.120	3.120	3.120	0.00	4	275,646	890,896
Fallujah for construction Material	IFCM	3.620	3.620	3.620	3.620	3.610	3.620	3.640	-0.55	11	880,160	3,186,179
Total Of Industry Sector										15	1,155,806	4,077,076
Hotels Sector												
Ashour Hotel	HASH	17.500	17.500	17.500	17.500	17.500	17.500	17.500	0.00	1	260	4,550
Total Of Hotels Sector										1	260	4,550
Total Of Non Regular										28	9,236,294	10,983,484

Undisclosed Platform Companies Bulletin (90)

Company Name	Code	opening Price	highest price	lowest price	Average price	Prev Average price	Closing Price	prev closing price	change (%)	No.of Trades	Traded Volume	Traded Value
Banks Sector												
Babylon Bank	BBAY	0.070	0.070	0.070	0.070	0.070	0.070	0.070	0.00	3	4,000,000	280,000
Total Of Banks Sector										3	4,000,000	280,000
Services Sector												
AL-Badia for General Transport	SBAG	0.600	0.600	0.600	0.600	0.600	0.600	0.600	0.00	1	130,556	78,334
Total Of Services Sector										1	130,556	78,334
Industry Sector												
Electronic Industries	IELI	0.720	0.720	0.710	0.710	0.740	0.710	0.740	-4.05	9	2,195,000	1,562,450
Iraqi Carton Manufacturies	IICM	1.050	1.060	1.050	1.060	1.050	1.060	1.050	0.95	9	4,835,000	5,118,600
National Chemical &Plastic	INCP	1.840	1.840	1.840	1.840	1.850	1.840	1.850	-0.54	3	1,014,390	1,866,478
The Light Industries	ITLI	0.710	0.710	0.710	0.710	0.710	0.710	0.710	0.00	16	9,091,554	6,455,003
Total Of Industry Sector										37	17,135,944	15,002,531
Total of un disclosed										41	21,266,500	15,360,865
Grand Total										731	1,694,907,525	1,013,212,454

Iraq Stock Exchange



Trading Session Tuesday 14/5/2024

Not Trading OTC

Company Name	Code	Previous Average price
Rabee Securities	FRSE	—
Karmal Brokerage	FKSX	10.000



Not Trading Bonds Bulletin

Bond type	Publish type	Code	last trading price	immortilize date
Banaa Bonds / million ID	First	CB10	1030000	10/12/2025
Banaa Bonds / million ID	second	CB20	964981	19/12/2025
Amara Bonds /500 thousand	First	CB25	—	9/10/2025
Amara Bonds /Million ID	First	CB30	984000	9/10/2027
Amara Bonds /500 thousand	Second	CB35	—	—
Amara Bonds /Million ID	Second	CB40	—	—
Amara Bonds /500 thousand	Third	CB45	—	—
Amara Bonds /Million ID	Third	CB50	—	—

Iraq Stock Exchange
Non Iraqis' Bulletin Tuesday May 14 2024
Regular Market



Non Iraqi Trading of Regular Market (Buy)

Company Names	Code	No.of trades	Traded Shares	Trading Volume
Banks Sector				
Investment Bank of Iraq	BIBI	1	1,000,000	370,000
National Bank Of Iraq	BNOI	2	200,000	564,700
Al-Mansour Bank	BMNS	2	100,000	147,000
Total Bank sector		5	1,300,000	1,081,700
Grand Total		5	1,300,000	1,081,700

Non Iraqi Trading of Regular Market (Sell)

Company Names	Code	No.of trades	Traded Shares	Trading Volume
Banks Sector				
Mousil Bank For Development& Ir	BMFI	8	5,000,000	900,000
Al-Mansour Bank	BMNS	2	1,520,391	2,229,771
Total Bank sector		10	6,520,391	3,129,771
Grand Total		10	6,520,391	3,129,771

Non Iraqi Trading of Second Market (BUY)

Company Names	Code	No. of trades	Traded Volume	Traded Value
Industry sector				
Fallujah for Construction Material	IFCM	2	500,000	1,810,000
Total Industry sector		2	500,000	1,810,000
Grand Total		2	500,000	1,810,000

Non Iraqi Trading of Undisclosed Platform (Sell)

Company Names	Code	No.of trades	Traded Shares	Trading Volume
Banks Sector				
Babylon Bank	BBAY	3	4,000,000	280,000
Total Bank sector		3	4,000,000	280,000
Services Sector				
AL-Badia for General Trans	SBAG	1	130,556	78,334
Total Services sector		1	130,556	78,334
Grand Total		4	4,130,556	358,334

Iraq Stock Exchange non trading companies on Tuesday 14/5/2024

Company Names	Code	Previous Average Price	Closing Price
Banking Sector			
Cihan Islamic Bank	BCIH	2.200	2.200
Asia Al Iraq Islamic Bank	BAIB	0.900	0.900
Al-Taif Islamic Bank	BTIB	0.700	0.700
Elaf Islamic Bank	BELF	0.470	0.470
Kurdistan International Bank	BKUI	0.850	0.850
National Islamic Bank	BNAI	0.620	0.620
United Bank	BUND	0.080	0.080
Telecommunication Sector			
Al-Khatem Telecoms	TZNI	2.590	2.590
Insurance Sector			
Gulf Insurance	NGIR	0.400	0.400
Services Sector			
Rehab Karbala	HKAR	0.800	0.800
Al-Mosul for funfairs	SMOF	8.700	8.700
Al-Nukhba for construction	SNUC	0.670	0.700
Industry Sector			
Ready Made Clothes	IRMC	3.420	3.500
Al -Khazer Road for Construction Material	IKHC	2.500	2.500
Iraqi Engineering Works	IIEW	3.850	3.850
Iraqi For Tufted Carpets	IITC	15.000	15.000
Hotels Sector			
Tourist Village of Mosul dam	HTVM	11.000	11.000
Baghdad Hotel	HBAG	10.850	10.900
Babylon Hotel	HBAY	110.000	110.000
Al-Mansour Hotel	HMAN	45.000	45.000
National for Tourist Investment	HNTI	10.770	10.770
Agriculture Sector			
Agricultural Products Meat	AIPM	4.750	4.750
		7.300	7.300
Al-Ahlyia agricultural production	AAHP	0.950	0.950
Company Names	Code	Previous Average Price	Closing Price
Banks Sector			
World Islamic Bank	BWOR	1.000	1.000
Arabiya Islamic Bank	BAAI	1.000	1.000
Zain Al-Iraq Islamic Bank	BZII	0.340	0.340
Al-Qurtas Islamic Bank	BQUR	1.000	1.000
Arabiya Islamic Bank	BAAI	1.000	1.000
Al Janoob Islamic Bank Investment	BJAB	1.000	1.000
Ameen Al Iraq Islamic Bank	BAME	1.000	1.000
International Development Bank	BIDB	1.000	1.000
Al- Qabidh Islamic Bank	BQAB	0.240	0.240
Al Anssari Islamic Bank	BANS	1.000	1.000
Iraq Noor Islamic Bank	BINI	1.050	1.050
Erbil Bank	BERI	0.110	0.110
Trust International Islamic Bank	BTRU	0.750	0.750
Trans Iraq Bank for Investment	BTRI	0.740	0.740
AL- Mashreq al-Arabi Islamic Bank	BAMS	-	-
Al Mustashar Bank	BMUI	1.000	1.000
International Islamic Bank	BINT	0.270	0.270
Erbil Bank	BERI	0.110	0.110
Insurance Sector			
Al -Hamraa Insurance	NHAM	0.900	1.000
Alahliya For Insurance	NAHF	0.330	0.330

Investment Sector			
Al-Zawraa for Financial Investment	VZAF	0.180	0.180
AL-Wiaam for Financial Investment	VWIF	0.310	0.350
Al-Ameen for Financial Investment	VAMF	1.000	1.000
Bain Al-Nahrain Financial Investment	VMES	0.900	0.900
Services Sector			
Ibdaa Al-Sharq Al-Awsat	SIBD	1.000	1.000
Industry Sector			
National Furniture Industries	IHFI	2.450	2.450
Modern chemical industries	IMCI	100.000	100.000
Agriculture Sector			
Al-Ribas for Poultry and Fodder	AREB	-	-
Company Names	Code	Previous Average Price	Closing Price
Services Sector			
General Transportation	SIGT	0.950	0.950
IndustrySector			
Al-Hilal Industries	IHLI	0.970	0.970
Modern Construction Materials	IMCM	0.620	0.620
Investment Sector			
AL- Batek Investment	VBAT	0.380	0.380
Alkhair for financial Investment	VKHF	0.200	0.200
Hotels Sector			
Al-Sadeer Hotel	HSAD	27.000	27.000
Palestine Hotel	HPAL	23.000	23.000

Iraq Stock Exchange Suspended Companies

Al-Rajih Islamic Bank (BRAJ)	9/19/2021	The trading suspended for not produce the Annual disclosure for 2020 at closing price (1.000) ID.
North Bank (BNOR)	31/10/2022	The trading suspended by ISC decision at closing price (0.070) ID.

Iraq Stock Exchange News of listed companies Tuesday 14/5/2024

Companies News

Al -Mansour Bank (BMNS)	General Assembly Meeting will be hold on Tuesday 21/5/2024 at the Al Alwiya Club to discuss financial statement of 2023 , cash dividend , increasing in company capital from 300 billion to 350 billion according to 55/First& second . Trading has been suspend on Thursday 16/5/2024 .
Al-Ameen for Financial Investment (General Assembly Meeting will be hold on Tuesday 28/5/2024 at the company to discuss financial statement of 2023 , discuss the deficit . Trading has been suspend on Thursday 23/5/2024 .
out of trading	
Babil Animal&vegetable Products (ABAP)	General Assembly Meeting will be hold on Monday 11/12/2023 at theAl Jadriya to discuss financial statement of 2021,2022 , cash dividend , discuss the deficit Trading has been suspend on Thursday 7/12/2023 .
Iraqi Land Transport (SILT)	General Assembly Meeting will be hold on Wednesday 6/3/2024 at the Trade Ministry VIP Hall to resign the current board of Administration and elect new five board of Administration .Trading has been suspend on Sunday 3/3/2024.
Iraqi Agricultural Products (AIRP)	General Assembly Meeting will be hold on Monday 13/5/2024 at the company to discuss financial statement of 2021 , cash dividend . Trading has been suspend on Tuesday 30/4/2024 .
Region Trade Bank (BRTB)	General Assembly Meeting will be hold on Wednesday 8/5/2024 at the company in erbil to discuss financial statement of 2023 , cash dividend , increasing in company capital from 300 billion to 350 billion when the bank will be get the approval of GAM . Trading has been suspend on Sunday 5/5/2024 .
Iraqi Islamic Bank (BIIB)	General Assembly Meeting will be hold on Saturday 11/5/2024 at the Iraqi Hunting Club to discuss financial statement of 2023 , cash dividend , increasing in company capital from 300 billion to 400 billion according to 55/ second . Trading has been suspend on Tuesday 7/5/2024 .
Bank of Baghdad (BBOB)	General Assembly Meeting will be hold on Saturday 18/5/2024 at the Dijla Town to discuss financial statement of 2023 , cash dividend , increasing in company capital from 250 billion to 325 billion according to 55/ second . Trading has been suspend on Tuesday 14/5/2024 .