

# Iraq Stock Exchange

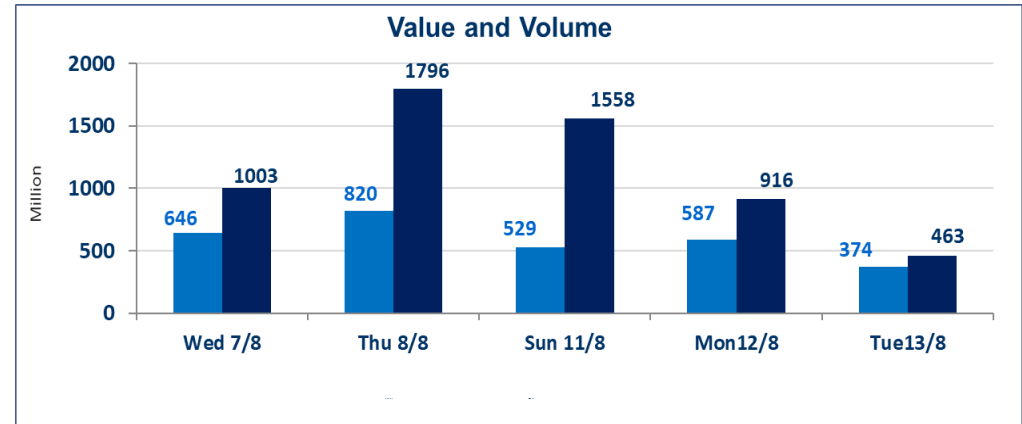
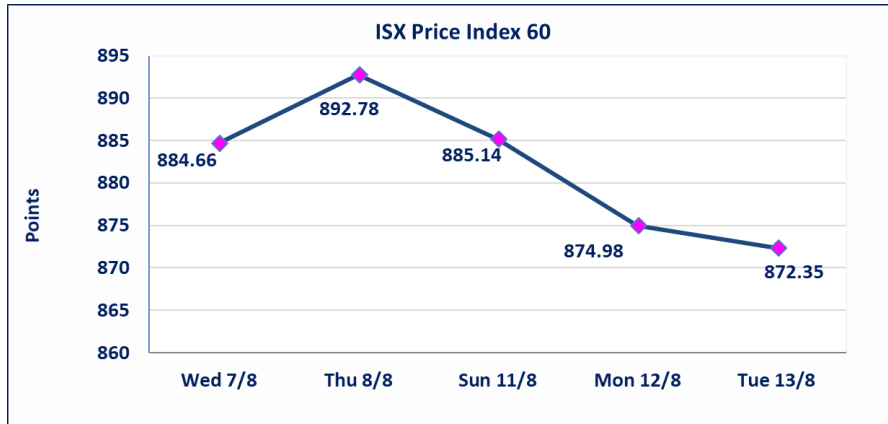
Trading Session Tuesday 13/8/2024

Traded Volume	374,304,419
ISX Index 60	872.35
Previous ISX Index60	874.98
Change %	<b>-0.3</b>
Change	<b>-2.63</b>
Listed Companies	103
Traded Companies	41
General Assembly Co.	4
Suspended Co.	3



Bulletin No (147) of 2024

Traded Value	463,533,506	Traders 346
ISX Index 15	977.89	
Previous ISX Index15	982.84	
Change %	<b>-0.5</b>	
Change	<b>-4.95</b>	
Non Traded Co.	55	
High Companies	7	
Low Companies	13	
Un Listed Companies O'	2	



### Gainers

Company Name	Closing Price	Change (%)	Traded Volume
Sumer Commerical Bank	0.090	12.50	41,207,275
Modern Sewing	9.250	9.47	500,000
Kharkh Tour Amuzement City	4.200	5.00	10,000
Mamoura Realestate Investmen	5.590	3.52	60,000
Dar Al-Salam for Insurance	0.760	2.70	5,000,000

### Losers

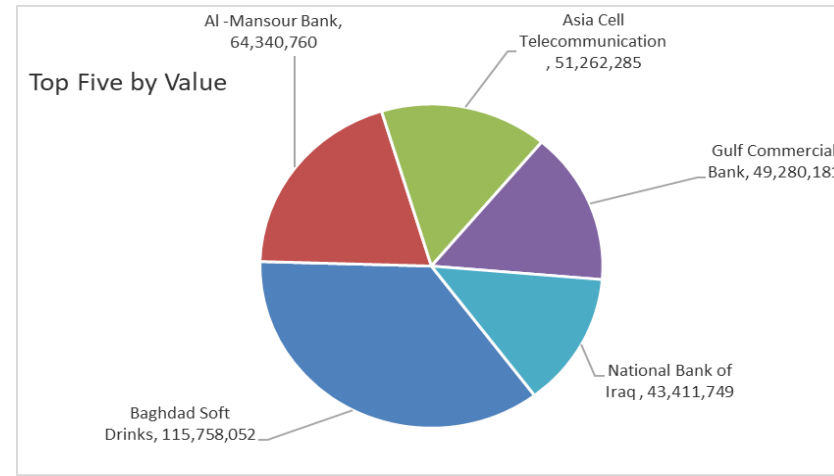
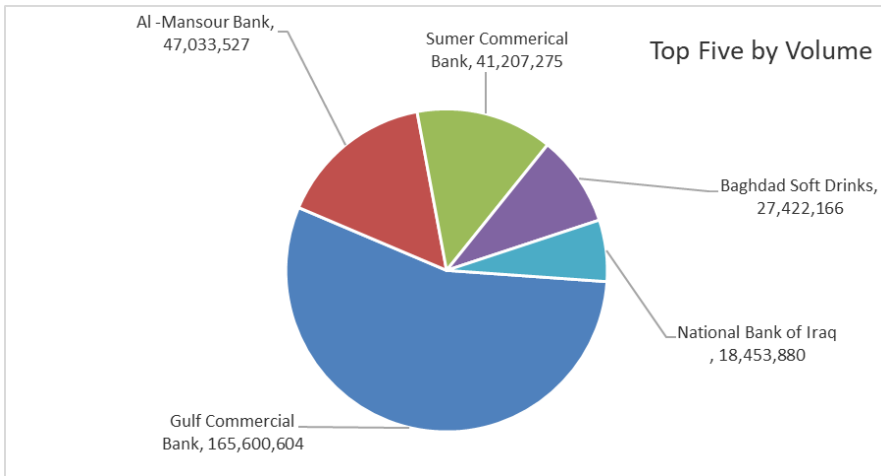
Company Name	Closing Price	Change (%)	Traded Volume
Baghdad for Packing Materials	2.820	-14.55	4,340,000
National Furniture Industries	1.800	-10.00	200,000
Al-Taif Islamic Bank	0.780	-8.24	1,549
National for Tourist Investmen	10.500	-4.55	190,000
Al-Mansour Hotel	40.000	-4.19	350,000

### Traded Volume

Company Name	Closing Price	Change (%)	Traded Volume
Gulf Commercial Bank	0.300	-3.23	165,600,604
Al -Mansour Bank	1.370	-0.72	47,033,527
Sumer Commerical Bank	0.090	12.50	41,207,275
Baghdad Soft Drinks	4.250	0.00	27,422,166
National Bank of Iraq	2.350	-1.67	18,453,880

### Traded Value

Company Name	Closing Price	Change (%)	Traded Value
Baghdad Soft Drinks	4.250	0.00	115,758,052
Al -Mansour Bank	1.370	-0.72	64,340,760
Asia Cell Telecommunication	9.340	-1.16	51,262,285
Gulf Commercial Bank	0.300	-3.23	49,280,181
National Bank of Iraq	2.350	-1.67	43,411,749



## Regular Market Bulletin No (147)



Company Name	Code	opening Price	highest price	lowest price	Average price	Prev Average price	Closing Price	prev closing price	change (%)	No.of Trades	Traded Volume	Traded Value
<b>Banks Sector</b>												
Bank of Baghdad	BBOB	2.910	2.910	2.880	2.890	2.910	2.900	2.910	-0.34	24	9,628,600	27,844,668
Commercial Bank of Iraq	BCOI	0.810	0.810	0.810	0.810	0.810	0.810	0.810	0.00	20	10,663,325	8,637,293
Gulf Commercial Bank	BGUC	0.300	0.300	0.290	0.300	0.310	0.300	0.310	-3.23	27	165,600,604	49,280,181
Investment Bank of Iraq	BIBI	0.330	0.330	0.330	0.330	0.330	0.330	0.330	0.00	3	1,021,320	337,036
Al -Mansour Bank	BMNS	1.370	1.370	1.360	1.370	1.370	1.370	1.380	-0.72	34	47,033,527	64,340,760
National Bank of Iraq	BNOI	2.380	2.380	2.330	2.350	2.400	2.350	2.390	-1.67	37	18,453,880	43,411,749
Sumer Commerical Bank	BSUC	0.090	0.090	0.090	0.090	0.080	0.090	0.080	12.50	3	41,207,275	3,708,655
Al-Taif Islamic Bank	BTIB	0.780	0.780	0.780	0.780	0.840	0.780	0.850	-8.24	1	1,549	1,208
<b>Total Of Banks Sector</b>										149	293,610,080	197,561,550
<b>Telecommunication Sector</b>												
Asia Cell Telecommunicati	TASC	9.450	9.450	9.300	9.340	9.420	9.340	9.450	-1.16	35	5,488,540	51,262,285
<b>Total Of Telecommunicati</b>										35	5,488,540	51,262,285
<b>Insurance Sector</b>												
Dar Al-Salam for Insurance	NDSA	0.760	0.760	0.760	0.760	0.740	0.760	0.740	2.70	1	5,000,000	3,800,000
<b>Total Of Insurance Sector</b>										1	5,000,000	3,800,000
<b>Services Sector</b>												
Baghdad -Iraq Transportati	SBPT	44.000	44.000	44.000	44.000	44.040	44.000	44.000	0.00	1	2,000	88,000
Kharkh Tour Amuzement O	SKTA	4.190	4.200	4.190	4.190	3.830	4.200	4.000	5.00	2	10,000	41,940
Al-Mosul for funfairs	SMOF	8.100	8.100	8.100	8.100	8.100	8.100	8.100	0.00	3	100,000	810,000
Mamoura Realestate Invest	SMRI	5.590	5.590	5.590	5.590	5.470	5.590	5.400	3.52	2	60,000	335,400
<b>Total Of Services Sector</b>										8	172,000	1,275,340
<b>Industry Sector</b>												
Baghdad Soft Drinks	IBSD	4.250	4.300	4.150	4.220	4.290	4.250	4.250	0.00	67	27,422,166	115,758,052
Iraqi Engineering Works	IIEW	4.200	4.200	4.200	4.200	4.200	4.200	4.200	0.00	1	2,000	8,400
Al-Kindi of Veterinary Vacc	IKLV	1.650	1.650	1.650	1.650	1.650	1.650	1.650	0.00	6	10,235,625	16,888,781
Metallic Industries and Bic	IMIB	2.000	2.000	2.000	2.000	2.000	2.000	2.000	0.00	1	150,000	300,000
Modern Sewing	IMOS	9.250	9.250	9.200	9.240	8.510	9.250	8.450	9.47	5	500,000	4,622,500
National Chemical &Plastid	INCP	1.730	1.730	1.730	1.730	1.730	1.730	1.730	0.00	1	100,000	173,000
Ready Made Clothes	IRMC	3.350	3.350	3.320	3.330	3.370	3.320	3.350	-0.90	2	149,789	498,793
<b>Total Of Industry Sector</b>										83	38,559,580	138,249,527
<b>Hotels Sector</b>												
Baghdad Hotel	HBAG	10.750	10.750	10.750	10.750	10.750	10.750	10.750	0.00	1	50,000	537,500
Ishtar Hotel	HISH	9.400	9.400	9.390	9.400	9.430	9.390	9.400	-0.11	4	205,000	1,926,100
Al-Mansour Hotel	HMAN	40.000	40.000	40.000	40.000	41.750	40.000	41.750	-4.19	4	350,000	14,000,000
National for Tourist Investr	HNTI	10.500	10.500	10.500	10.500	11.000	10.500	11.000	-4.55	4	190,000	1,995,000
<b>Total Of Hotels Sector</b>										13	795,000	18,458,600
<b>Agriculture Sector</b>												
Iraqi for Seed Production	AISP	9.250	9.300	9.250	9.250	9.290	9.300	9.300	0.00	17	1,478,806	13,683,956
Middle East for Production	AMEF	7.500	7.500	7.500	7.500	7.500	7.500	7.500	0.00	3	1,062,659	7,969,943
<b>Total Of Agriculture Sector</b>										20	2,541,465	21,653,898
<b>Total Of Regular</b>										309	346,166,665	432,261,200

## Non Regular Market Bulletin No (146)

Company Name	Code	opening Price	highest price	lowest price	Average price	Prev Average price	Closing Price	prev closing price	change (%)	No.of Trades	Traded Volume	Traded Value
<b>Banks Sector</b>												
International Islamic Bank	BINT	0.350	0.350	0.350	0.350	0.350	0.350	0.350	0.00	2	1,902,000	665,700
Al Attaa Islamic Bank	BLAD	0.130	0.130	0.130	0.130	0.130	0.130	0.130	0.00	1	10,000,000	1,300,000
Credit Bank	BROI	0.840	0.840	0.840	0.840	0.840	0.840	0.840	0.00	1	2,000,000	1,680,000
Trans Iraq Bank for Invest	BTRI	0.550	0.550	0.550	0.550	0.740	0.550	0.550	0.00	2	943,026	518,664
<b>Total Of Banks Sector</b>										6	14,845,026	4,164,364
<b>Industry Sector</b>												
Baghdad for Packing Mate	IBPM	2.810	2.830	2.810	2.810	2.830	2.820	3.300	-14.55	4	4,340,000	12,198,300
Fallujah for construction M	IIFCM	3.450	3.450	3.440	3.450	3.500	3.440	3.500	-1.71	9	2,563,728	8,842,862
National Furniture Industri	IHFI	1.800	1.800	1.800	1.800	2.000	1.800	2.000	-10.00	4	200,000	360,000
<b>Total Of Industry Sector</b>										17	7,103,728	21,401,162
<b>Hotels Sector</b>												
Ashour Hotel	HASH	24.000	24.000	24.000	24.000	24.020	24.000	24.000	0.00	5	51,000	1,224,000
<b>Total Of Hotels Sector</b>										5	51,000	1,224,000
<b>Total of Non Regular</b>										28	21,999,754	26,789,526

## Undisclosed Platform Companies Bulletin (147)

Company Name	Code	opening Price	highest price	lowest price	Average price	Prev Average price	Closing Price	prev closing price	change (%)	No.of Trades	Traded Volume	Traded Value
<b>Investment Sector</b>												
AL- Batek Investment	VBAT	0.390	0.390	0.390	0.390	0.380	0.390	0.380	2.63	2	4,000	1,560
Alkhair for financial Invest	VKHF	0.240	0.240	0.240	0.240	0.240	0.240	0.240	0.00	1	1,000	240
<b>Total Of Investment Sector</b>										3	5,000	1,800
<b>Services Sector</b>												
AL-Badia for General Trans	SBAG	0.560	0.560	0.560	0.560	0.560	0.560	0.560	0.00	1	3,000	1,680
<b>Total Of Services Sector</b>										1	3,000	1,680
<b>Industry Sector</b>												
Electronic Industries	IELI	0.860	0.860	0.860	0.860	0.850	0.860	0.860	0.00	1	5,000	4,300
Iraqi Carton Manufacturies	IICM	1.720	1.720	1.720	1.720	1.680	1.720	1.680	2.38	1	125,000	215,000
The Light Industries	ITLI	0.710	0.710	0.710	0.710	0.710	0.710	0.710	0.00	3	6,000,000	4,260,000
<b>Total Of Industry Sector</b>										5	6,130,000	4,479,300
<b>Total of</b>										9	6,138,000	4,482,780
<b>Grand Total</b>										346	374,304,419	463,533,506

## Iraq Stock Exchange non trading companies on Tuesday 13/8/2024

Company Names	Code	Previous Average Price	Closing Price
<b>Banking Sector</b>			
Asia Al Iraq Islamic Bank	BAIB	0.900	0.900
United Bank	BUND	0.070	
National Islamic Bank	BNAI	0.570	0.570
Union Bank of Iraq	BUOI	0.220	0.220
Ashur International Bank	BASH	0.290	0.290
Cihan Islamic Bank	BCIH	2.030	2.030
Elaf Islamic Bank	BELF	0.400	0.400
Iraqi Islamic Bank	BIIB	1.100	1.100
Middle East Bank	BIME	0.100	0.100
Kurdistan International Bank	BKUI	1.250	1.250
Mosul Bank For Investment	BMFI	0.180	0.180
<b>Telecommunication Sector</b>			
Al-Khatem Telecoms	TZNI	2.450	2.460
<b>Insurance Sector</b>			
Al-Ameen for Insurance	NAME	0.620	0.620
<b>Industry Sector</b>			
Iraqi For Tufted Carpets	IITC	14.530	14.600
Al -Khazer Road for Construction Mate	IKHC	2.100	2.100
Al-Mansour Pharmaceuticals	IMAP	1.880	1.890
<b>Services Sector</b>			
Al-Nukhba for construction	SNUC	0.760	0.800
Rehab Karbala	HKAR	0.600	0.600
<b>Hotels Sector</b>			
Tourist Village of Mosul dam	HTVM	11.000	11.000
Babylon Hotel	HBAY	101.000	101.000
<b>Agriculture Sector</b>			
Al-Ahlyia agricultural production	AAHP	0.930	0.930
Agricultural Products Meat	AIPM	5.300	5.300
Iraqi Agricultural Products	AIRP	20.000	20.000
Babil Animal&vegetable Products	ABAP	1.000	1.000
Company Names	Code	Previous Average Price	Closing Price
<b>Banks Sector</b>			
World Islamic Bank	BWOR	1.000	1.000
International Development Bank	BIDB	1.000	1.000
Al-Qurtas Islamic Bank	BQUR	1.000	1.000
Arabiya Islamic Bank	BAAI	1.000	1.000
Al- Qabidh Islamic Bank	BQAB	0.240	0.240
AL- Mashreq al-Arabi Islamic Bank	BAMS	—	—
Trust International Islamic Bank	BTRU	0.750	0.750
Al Janoob Islamic Bank Investment	BJAB	1.000	1.000
Al Mustashar Bank	BMUI	1.000	1.000
Region Trade Bank	BRTB	1.000	1.000
Iraq Noor Islamic Bank	BINI	0.700	0.700
Ameen Al Iraq Islamic Bank	BAME	1.000	1.000
Al Anssari Islamic Bank	BANS	1.000	1.000
Erbil Bank	BERI	0.110	0.110

Company Names	Code	Previous Average Price	Closing Price
<b>Insurance Sector</b>			
Alahliya For Insurance	NAHF	0.310	0.310
Al -Hamraa Insurance	NHAM	0.750	0.750
<b>Investment Sector</b>			
Al-Zawraa for Finanical Investment	VZAF	0.180	0.180
Al-Ameen for Financial Investment	VAMF	1.000	1.000
AL-Wiaam for Financial Investment	VWIF	0.280	0.280
Bain Al-Nahrain Financial Investment	VMES	0.900	0.900
<b>Services Sector</b>			
Ibdaa Al-Sharq Al-Awsat	SIBD	1.000	1.000
Al-Ameen Estate Investment	SAEI	2.300	2.300
<b>Industry Sector</b>			
Modern chemical industries	IMCI	100.000	100.000
<b>Agriculture Sector</b>			
Al-Ribas for Poultry and Fodder	AREB	—	—
Company Names	Code	Previous Average Price	Closing Price
<b>Banks Sector</b>			
Babylon Bank	BBAY	0.070	0.070
<b>Insurance Sector</b>			
Gulf Insurance	NGIR	0.380	0.380
<b>Industry Sector</b>			
Modern Construction Materials	IMCM	0.490	0.490
<b>Services Sector</b>			
General Transportation	SIGT	0.960	0.960
<b>Hotels Sector</b>			
Al-Sadeer Hotel	HSAD	28.750	28.750
Palestine Hotel	HPAL	20.000	20.000
<b>Agriculture Sector</b>			
Modern for Animal Production	AMAP	0.500	0.500

Iraq Stock Exchange  
Non Iraqis' Bulletin Tuesday Aug 13 2024  
Regular Market



**Non Iraqi Trading of Regular Market (Sell)**

Company Names	Code	No.of trades	Traded Shares	Trading
<b>Banks Sector</b>				
Bank Of Baghdad	BBOB	2	1,000,000	2,900,043
<b>Total Bank sector</b>		2	1,000,000	2,900,043
<b>Grand Total</b>		2	1,000,000	2,900,043



## Not Trading Bonds Bulletin

Bond type	Publish type	Code	last trading price	immortilize date
Banaa Bonds / million ID	First	CB10	1030000	12/10/2025
Banaa Bonds / million ID	second	CB20	964981	19/12/2025
Amara Bonds /500 thousand	First	CB25	————	10/09/2025
Amara Bonds /Million ID	First	CB30	984000	10/09/2027
Amara Bonds /500 thousand	Second	CB35	————	————
Amara Bonds /Million ID	Second	CB40	————	————
Amara Bonds /500 thousand	Third	CB45	————	————
Amara Bonds /Million ID	Third	CB50	————	————



# Iraq Stock Exchange

Tuesday 13/8/2024



## Not Trading OTC

Company Name	Code	Previous Average price
Rabee Securities	FRSE	—
Karmal Brokerage	FKSX	—

## Iraq Stock Exchange Suspended Companies

<b>Al-Rajih Islamic Bank (BRAJ)</b>	<b>19/09/2021</b>	<b>The trading suspended for not produce the Annual disclosure for 2020 at closing price (1.000) ID.</b>
<b>North Bank (BNOR)</b>	<b>31/10/2022</b>	<b>The trading suspended by ISC decision at closing price (0.070) ID.</b>
<b>Zain Al-Iraq Islamic Bank</b>	<b>11/08/2024</b>	<b>The trading suspended by ISC decision at closing price (0.340) ID. Because the bank under guardianship</b>

## Iraq Stock Exchange News of listed companies Tuesday 13/8/2024

### Companies News

Alahliya For Insurance(NAHF)	General Assembly Meeting will be hold on Thursday 29/8/2024 at the company to discuss financial statement of 2023 , cash dividend . Trading has been suspend on Monday 26/8/2024 .
Dar Al-Salam for Insurance (NDSA)	General Assembly Meeting will be hold on Sunday 8/9/2024 at the company to discuss financial statement of 2023 , cash dividend . Trading has been suspend on Thursday 5/9/2024 .
Al Attaa Islamic Bank (BLAD)	General Assembly Meeting will be hold on Tuesday 10/9/2024 at the company to discuss financial statement of 2023 , cash dividend and the deficit . Trading has been suspend on Wednesday 3/9/2024 .
Baghdad Soft Drinks (IBSD)	General Assembly Meeting will be hold on Thursday 12/9/2024 at the Babylon Hotel to discuss financial statement of 2023 , cash dividend . Trading has been suspend on Monday 9/9/2024 .
Modern Sewing (IMOS)	General Assembly Meeting will be hold on Tuesday 24/9/2024 at the company to discuss financial statement of 2023 , cash dividend . Trading has been suspend on Thursday 19/9/2024 .
Rehab Karbala (HKAR)	General Assembly Meeting will be hold on Sunday 20/10/2024 at the AIAtta Islamic Bank hall to discuss financial statement of 2023 , treat the deficit . Trading has been suspend on Tuesday 15/10/2024 .

### out of trading

Iraqi Land Transport (SILT)	General Assembly Meeting will be hold on Wednesday 6/3/2024 at the Trade Ministry VIP Hall to resign the current board of Administration and elect new five board of Administration .Trading has been suspend on Sunday 3/3/2024.
Economy Bank (BEFI)	General Assembly Meeting will be hold on Tuesday 13/8/2024 at the company to discuss financial statement of 2023, discuss the cash dividend.Trading has been suspend on Thursday 8/8/2024 .
Iraqi Marketing Date(IIDP)	General Assembly Meeting will be hold on Wednesday 14/8/2024 at the company to discuss financial statement of 2020,2021, discuss the cash dividendand loses ,discuss the deficit,elect 5 new members of Administration council .Trading has been suspend on Sunday 11/8/2024 .
Al-Hilal Industries (IHLI)	General Assembly Meeting will be hold on Thursday 15/8/2024 at the National Chemical &Plastic hall to discuss financial statement of 2018,2019 2020,2021, discuss the cash dividendand loses ,discuss the deficit,elect 5 new members of Administration council .Trading has been suspend on Monday 12/8/2024 .