

Iraq Stock Exchange



Trading Session Sunday 23/6/2024 -

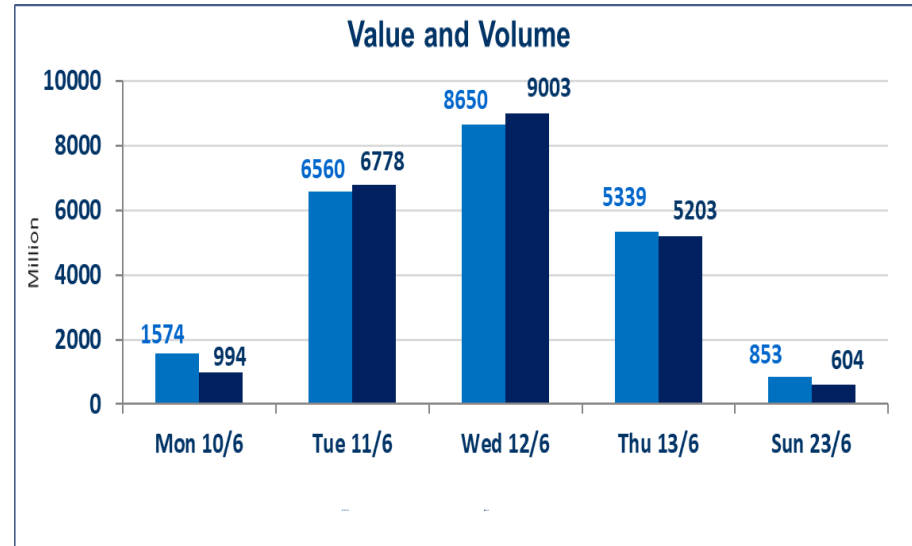
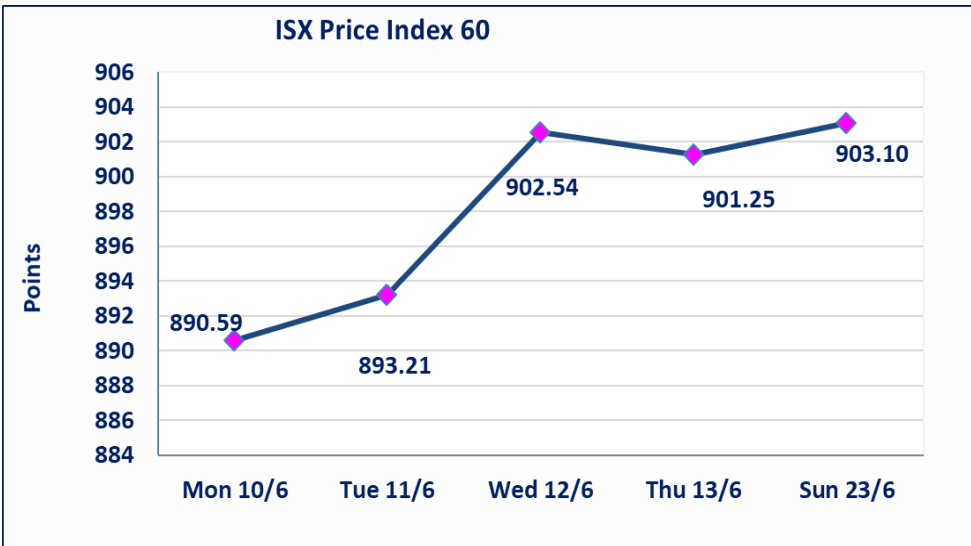
Traded Volume 853,080,649
 ISX Index 60 903.10
 Previous ISX Index60 901.25
 Change % 0.21
 Change 1.85

Listed Companies 103
 Traded Companies 31
 General Assembly Co. 5
 Suspended Co. 2

Bulletin No (113) of 2024

Traded Value 604,878,357 Traders 418
 ISX Index 15 1009.11
 Previous ISX Index15 1009.85
 Change % -0.07
 Change -0.74

Non Traded Co. 65
 High Companies 10
 Low Companies 7
 Un Listed Companies OTC 2



Gainers

Company Name	Closing Price	Change (%)	Traded Volume
Al Attaa Islamic Bank	0.150	7.14	95,431,269
Gulf Commercial Bank	0.340	3.03	312,499,157
International Islamic Bank	0.360	2.86	66,000,954
Ready Made Clothes	3.700	2.49	332,808
Baghdad -Iraq Transportation	42.000	2.44	55,000

Losers

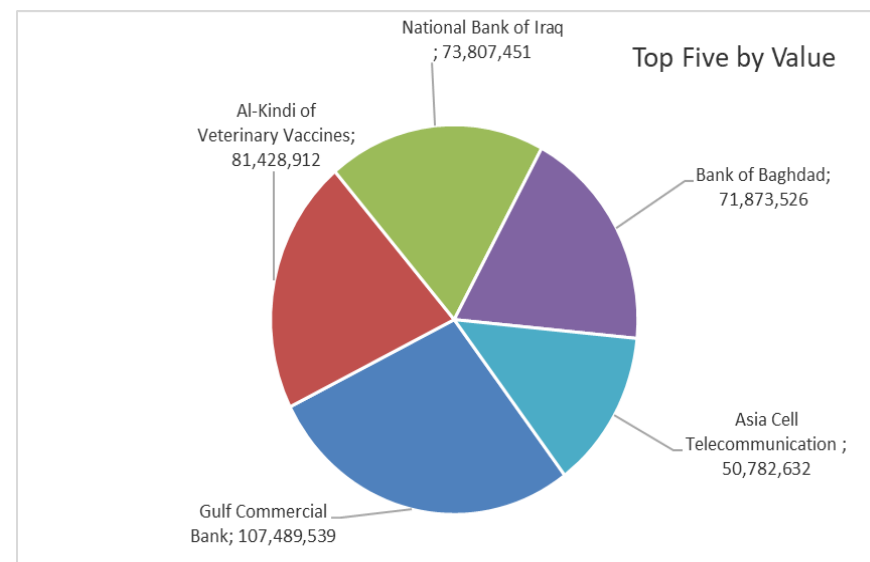
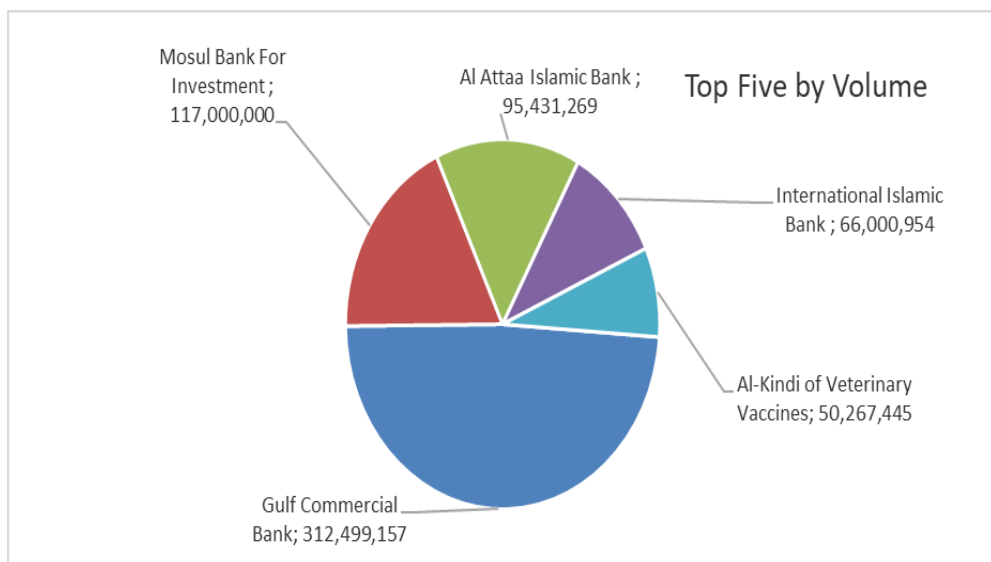
Company Name	Closing Price	Change (%)	Traded Volume
United Bank	0.080	-11.11	289,628
Al-Taif Islamic Bank	0.690	-8.00	954,429
Investment Bank of Iraq	0.360	-2.70	6,000,000
Iraqi Carton Manufacturies	1.350	-2.17	1,000,000
The Light Industries	0.700	-1.41	1,124,802

Traded Volume

Company Name	Closing Price	Change (%)	Traded Volume
Gulf Commercial Bank	0.340	3.03	312,499,157
Mosul Bank For Investment	0.190	0.00	117,000,000
Al Attaa Islamic Bank	0.150	7.14	95,431,269
International Islamic Bank	0.360	2.86	66,000,954
Al-Kindi of Veterinary Vaccines	1.620	0.00	50,267,445

Traded Value

Company Name	Closing Price	Change (%)	Traded Value
Gulf Commercial Bank	0.340	3.03	107,489,539
Al-Kindi of Veterinary Vaccines	1.620	0.00	81,428,912
National Bank of Iraq	2.830	0.71	73,807,451
Bank of Baghdad	3.230	-0.31	71,873,526
Asia Cell Telecommunication	9.200	-0.43	50,782,632



Regular Market Bulletin No (113)



Company Name	Code	opening Price	highest price	lowest price	Average price	Prev Average price	Closing Price	prev closing price	change (%)	No.of Trades	Traded Volume	Traded Value
Banks Sector												
Bank of Baghdad	BBOB	3.240	3.250	3.220	3.230	3.200	3.230	3.240	-0.31	49	22,219,181	71,873,526
Gulf Commercial Bank	BGUC	0.330	0.360	0.330	0.340	0.320	0.340	0.330	3.03	93	312,499,157	107,489,539
Investment Bank of Iraq	BIBI	0.370	0.370	0.360	0.370	0.370	0.360	0.370	-2.70	2	6,000,000	2,200,000
Iraqi Islamic Bank	BIIB	1.120	1.140	1.090	1.130	1.080	1.090	1.080	0.93	23	27,219,010	30,631,520
Middle East Bank	BIME	0.100	0.100	0.100	0.100	0.100	0.100	0.100	0.00	2	13,000,000	1,300,000
Mosul Bank For Investment	BMFI	0.190	0.190	0.190	0.190	0.190	0.190	0.190	0.00	36	117,000,000	22,230,000
Al -Mansour Bank	BMNS	1.330	1.340	1.330	1.340	1.340	1.330	1.330	0.00	16	19,195,688	25,649,437
National Bank of Iraq	BNOI	2.810	2.860	2.810	2.830	2.800	2.830	2.810	0.71	30	26,047,191	73,807,451
Sumer Commerical Bank	BSUC	0.090	0.090	0.090	0.090	0.100	0.090	0.090	0.00	1	50,000,000	4,500,000
Al-Taif Islamic Bank	BTIB	0.700	0.700	0.690	0.690	0.750	0.690	0.750	-8.00	3	954,429	661,314
United Bank	BUND	0.080	0.080	0.080	0.080	0.090	0.080	0.090	-11.11	1	289,628	23,170
Total Of Banks Sector										256	594,424,284	340,365,957
Telecommunication Sector												
Asia Cell Telecommunication	TASC	9.240	9.280	9.200	9.250	9.180	9.200	9.240	-0.43	39	5,491,813	50,782,632
Total Of Telecommunication										39	5,491,813	50,782,632
Insurance Sector												
Gulf Insurance	NGIR	0.440	0.440	0.420	0.430	0.420	0.420	0.420	0.00	6	2,425,000	1,047,000
Total Of Insurance Sector										6	2,425,000	1,047,000
Services Sector												
Baghdad -Iraq Transportatio	SBPT	42.000	42.000	42.000	42.000	41.290	42.000	41.000	2.44	2	55,000	2,310,000
Kharkh Tour Amuzement Cit	SKTA	4.790	4.790	4.790	4.790	4.790	4.790	4.790	0.00	1	3,837	18,379
Total Of Services Sector										3	58,837	2,328,379
Industry Sector												
Baghdad Soft Drinks	IBSD	4.140	4.160	4.140	4.150	4.140	4.160	4.140	0.48	5	3,359,234	13,937,229
Iraqi Marketing Date	IIDP	1.610	1.610	1.610	1.610	1.610	1.610	1.610	0.00	1	15,000,000	24,150,000
Al-Kindi of Veterinary Vaccin	IKLV	1.600	1.620	1.600	1.620	1.620	1.620	1.620	0.00	7	50,267,445	81,428,912
Al-Mansour Pharmaceutical	IMAP	1.840	1.850	1.830	1.840	1.850	1.850	1.850	0.00	31	9,108,047	16,773,235
National Chemical &Plastic	INCP	1.800	1.800	1.800	1.800	1.800	1.800	1.800	0.00	3	1,000,000	1,800,000
Ready Made Clothes	IRMC	3.700	3.700	3.700	3.700	3.610	3.700	3.610	2.49	4	332,808	1,231,390
Total Of Industry Sector										51	79,067,534	139,320,766
Hotels Sector												
Al-Mansour Hotel	HMAN	45.000	45.000	45.000	45.000	44.160	45.000	44.000	2.27	1	12,500	562,500
Total Of Hotels Sector										1	12,500	562,500
Agriculture Sector												
Iraqi Agricultural Products	AIRP	22.000	22.000	22.000	22.000	22.000	22.000	22.000	0.00	1	50,000	1,100,000
Iraqi for Seed Production	AISP	7.940	7.990	7.930	7.960	7.950	7.980	7.970	0.13	25	2,852,000	22,711,940
Modern for Animal Producti	AMAP	0.470	0.470	0.470	0.470	0.470	0.470	0.470	0.00	1	211	99
Total Of Agriculture Sector										27	2,902,211	23,812,039
Total Of Regular										383	684,382,179	558,219,273

Non Regular Market Bulletin No (112)

Company Name	Code	opening Price	highest price	lowest price	Average price	Prev Average price	Closing Price	prev closing price	change (%)	No.of Trades	Traded Volume	Traded Value
Banks Sector												
International Islamic Bank	BINT	0.350	0.360	0.350	0.350	0.340	0.360	0.350	2.86	5	66,000,954	23,120,334
Al Attaa Islamic Bank	BLAD	0.140	0.150	0.140	0.140	0.140	0.150	0.140	7.14	14	95,431,269	13,795,378
Total Of Banks Sector										19	161,432,223	36,915,712
Industry Sector												
Fallujah for construction Ma	IFCM	3.550	3.550	3.500	3.550	3.550	3.550	3.550	0.00	10	2,082,685	7,391,898
Total Of Industry Sector										10	2,082,685	7,391,898
Total of Non Regular										29	163,514,908	44,307,609

Undisclosed Platform Companies Bulletin (113)

Company Name	Code	opening Price	highest price	lowest price	Average price	Prev Average price	Closing Price	prev closing price	change (%)	No.of Trades	Traded Volume	Traded Value
Banks Sector												
Babylon Bank	BBAY	0.070	0.070	0.070	0.070	0.070	0.070	0.070	0.00	2	3,058,760	214,113
Total Of Banks Sector										2	3,058,760	214,113
Industry Sector												
Iraqi Carton Manufacturies	IICM	1.350	1.350	1.350	1.350	1.380	1.350	1.380	-2.17	1	1,000,000	1,350,000
The Light Industries	ITLI	0.700	0.700	0.700	0.700	0.710	0.700	0.710	-1.41	3	1,124,802	787,361
Total Of Industry Sector										4	2,124,802	2,137,361
Total of un disclosed										6	5,183,562	2,351,475
Grand Total										418	853,080,649	604,878,357

Iraq Stock Exchange
Non Iraqis' Bulletin Sunday June 23 2024
Regular Market



Non Iraqi Trading of Regular Market (Buy)

Company Names	Code	No.of trades	Traded Shares	Trading Volume
Banks Sector				
Iraqi Islamic Bank	BIIB	1	210,000	235,200
National Bank Of Iraq	BNOI	3	2,500,000	7,050,000
Total Bank sector		4	2,710,000	7,285,200
Telecommunication Sector				
Asia cell	TASC	6	2,000,000	18,495,000
Total Telecommunication sector		6	2,000,000	18,495,000
Grand Total		10	4,710,000	25,780,200

Non Iraqi Trading of Regular Market (Sell)

Company Names	Code	No.of trades	Traded Shares	Trading Volume
Banks Sector				
Bank Of Baghdad	BBOB	6	5,783,089	18,682,208
National Bank Of Iraq	BNOI	7	6,200,000	17,496,000
Total Bank sector		13	11,983,089	36,178,208
Grand Total		13	11,983,089	36,178,208

Iraq Stock Exchange

Sunday 23/6/20244



Not Trading OTC

Company Name	Code	Previous Average price
Rabee Securities	FRSE	—
Karmal Brokerage	FKSX	10.000



Not Trading Bonds Bulletin

Bond type	Publish type	Code	last trading price	immortilize date
Banaa Bonds / million ID	First	CB10	1030000	12/10/2025
Banaa Bonds / million ID	second	CB20	964981	19/12/2025
Amara Bonds /500 thousand	First	CB25	—	10/09/2025
Amara Bonds /Million ID	First	CB30	984000	10/09/2027
Amara Bonds /500 thousand	Second	CB35	—	—
Amara Bonds /Million ID	Second	CB40	—	—
Amara Bonds /500 thousand	Third	CB45	—	—
Amara Bonds /Million ID	Third	CB50	—	—

Iraq Stock Exchange non trading companies on Sunday 23/6/2024

Company Names	Code	Previous Average Price	Closing Price
Banking Sector			
Asia Al Iraq Islamic Bank	BAIB	0.900	0.900
Cihan Islamic Bank	BCIH	2.200	2.200
Union Bank of Iraq	BUOI	0.220	0.220
Kurdistan International Bank	BKUI	0.900	0.900
National Islamic Bank	BNAI	0.620	0.620
Economy Bank	BEFI	0.250	0.260
Elaf Islamic Bank	BELF	0.440	0.440
Commercial Bank of Iraq	BCOI	0.850	0.850
Telecommunication Sector			
Al-Khatem Telecoms	TZNI	2.700	2.700
Insurance Sector			
Al-Ameen for Insurance	NAME	0.650	0.650
Dar Al-Salam for Insurance	NDSA	0.930	0.750
Services Sector			
Al-Nukhba for construction	SNUC	0.650	0.650
Rehab Karbala	HKAR	0.800	0.800
Al-Mosul for funfairs	SMOF	8.500	8.500
Mamoura Realestate Investment	SMRI	6.600	6.650
Industry Sector			
Iraqi Engineering Works	IIEW	3.850	3.850
Metallic Industries and Bicycles	IMIB	2.000	2.000
Iraqi For Tufted Carpets	IITC	16.250	15.990
Al -Khazer Road for Construction Material	IKHC	2.100	2.100
Modern Sewing	IMOS	9.500	9.500
Hotels Sector			
Tourist Village of Mosul dam	HTVM	11.000	11.000
Ishtar Hotel	HISH	9.930	10.000
Baghdad Hotel	HBAG	10.600	10.600
Babylon Hotel	HBAY	105.010	105.010
National for Tourist Investment	HNTI	10.800	10.800
Agriculture Sector			
Agricultural Products Meat	AIPM	5.000	5.000
Middle East for Production- Fish	AMEF	7.400	7.400
Al-Ahlyia agricultural production	AAHP	0.900	0.900
Company Names	Code	Previous Average Price	Closing Price
Banks Sector			
World Islamic Bank	BWOR	1.000	1.000
Arabiya Islamic Bank	BAAI	1.000	1.000
Zain Al-Iraq Islamic Bank	BZII	0.340	0.340
Al-Qurtas Islamic Bank	BQUR	1.000	1.000
Arabiya Islamic Bank	BAAI	1.000	1.000
Ameen Al Iraq Islamic Bank	BAME	1.000	1.000
Al- Qabidh Islamic Bank	BQAB	0.240	0.240
Al Anssari Islamic Bank	BANS	1.000	1.000
Iraq Noor Islamic Bank	BINI	1.050	1.050
Erbil Bank	BERI	0.110	0.110
Trans Iraq Bank for Investment	BTRI	0.740	0.740
AL- Mashreq al-Arabi Islamic Bank	BAMS	-	-
Region Trade Bank	BRTB	1.000	1.000
Erbil Bank	BERI	0.110	0.110
Trust International Islamic Bank	BTRU	0.750	0.750
Al Janoob Islamic Bank Investment	BJAB	1.000	1.000
Al Mustashar Bank	BMUI	1.000	1.000
Credit Bank	BROI	0.930	0.930
Insurance Sector			
Al -Hamraa Insurance	NHAM	0.950	0.950
Alahliya For Insurance	NAHF	0.310	0.310

Investment Sector			
Al-Zawraa for Financial Investment	VZAF	0.180	0.180
Al-Ameen for Financial Investment	VAMF	1.000	1.000
AL-Wiaam for Financial Investment	VWIF	0.350	0.350
Bain Al-Nahrain Financial Investment	VMES	0.900	0.900
Services Sector			
Al-Ameen Estate Investment	SAEI	2.480	2.480
Industry Sector			
Modern chemical industries	IMCI	100.000	100.000
Baghdad for Packing Materials	IBPM	2.800	2.800
National Furniture Industries	IHFI	2.300	2.300
Hotels Sector			
Ashour Hotel	HASH	18.000	18.000
Agriculture Sector			
Al-Ribas for Poultry and Fodder	AREB	-	-
Company Names	Code	Previous Average Price	Closing Price
Investment Sector			
AL- Batek Investment	VBAT	0.380	0.380
Alkhair for financial Investment	VKHF	0.200	0.200
Services Sector			
AL-Badia for General Trans	SBAG	0.600	0.600
General Transportation	SIGT	0.990	0.990
Industry Sector			
Electronic Industries	IELI	0.750	0.740
Al-Hilal Industries	IHLI	1.080	1.080
Modern Construction Materials	IMCM	0.520	0.520
Hotels Sector			
Palestine Hotel	HPAL	21.000	21.000
Al-Sadeer Hotel	HSAD	29.000	29.000

Iraq Stock Exchange Suspended Companies

Al-Rajih Islamic Bank (BRAJ)	19/09/2021	The trading suspended for not produce the Annual disclosure for 2020 at closing price (1.000) ID.
North Bank (BNOR)	31/10/2022	The trading suspended by ISC decision at closing price (0.070) ID.

Iraq Stock Exchange News of listed companies Sunday 23/6/2024

Companies News

Tourist Village of Mosul dam (HTVM)	General Assembly Meeting will be hold on Friday 28/6/2024 at Al Mousil Modern Plaza Hall to discuss financial statement of 2023. Trading has been suspend on Monday 24/6/2024 .
Gulf Insurance(NGIR)	General Assembly Meeting will be hold on Sunday 30/6/2024 at AlHunting Club to discuss reduce the board of Council Administration from seven to five and election new five . Trading has been suspend on Tuesday 25/6/2024 .
Alahliya For Insurance(NAHF)	General Assembly Meeting will be hold on Tuesday 2/72024 at the company to discuss financial statement of 2022 , discuss the deficit, elect five members of Administration council, increasingin company capital from 7 billion to 15 billion according to (55/first) . Trading has been suspend on Thursday 27/6/2024 .
Region Trade Bank(BRTB)	General Assembly Meeting will be hold on Thursday 4/7/2024 at Athe company to elect new seven board of Council Administration . Trading has been suspend on Wednesday 3/7/2024 .
out of trading	
Babil Animal&vegetable Products (ABAP)	General Assembly Meeting will be hold on Sunday 19/5/2024 at theAl Jadriya to discuss financial statement of 2021,2022 , cash dividend , discuss the deficit Trading has been suspend on Thursday 7/12/2023 .
Iraqi Land Transport (SILT)	General Assembly Meeting will be hold on Wednesday 6/3/2024 at the Trade Ministry VIP Hall to resign the current board of Administration and elect new five board of Administration .Trading has been suspend on Sunday 3/3/2024.
Ashur International Bank (BASH)	General Assembly Meeting will be hold on Wednesday 29/5/2024 at the Alriyada Station to discuss financial statement of 2022 , cash dividend, elect seven members of Administration council . Trading has been suspend on Sunday 26/5/2024 .
International Development Bank(EDB)	General Assembly Meeting will be hold on Tuesday 4/6/2024 at the company Al Mansour Branch to discuss financial statement of 2023 ,cash dividend , increasing in company capital from 300 billion to 400 billion according to 56/ Fourth. Trading has been suspend on Tuesday 4/6/2024 .
Ibdaa Al-Sharq Al-Awsat (SIBD)	General Assembly Meeting will be hold on Tuesday 11/6/2024 at the Iraqi Middle East Bank to resign the Auditors and elect new one . Trading has been suspend onThursday 6/6/2024 .