

# Iraq Stock Exchange



Trading Session Monday 13/5/2024 -

Traded Volume 3,688,027,837

ISX Index 60 986.34

Previous ISX Index60 986.24

Change % 0.01

Change 0.10

Listed Companies 103

Traded Companies 47

General Assembly Co. 5

Suspended Co. 2

Bulletin No (89) of 2024

Traded Value 5,281,995,754 Trades 1115

ISX Index 15 1064.51

Previous ISX Index15 1070.36

Change % -0.55

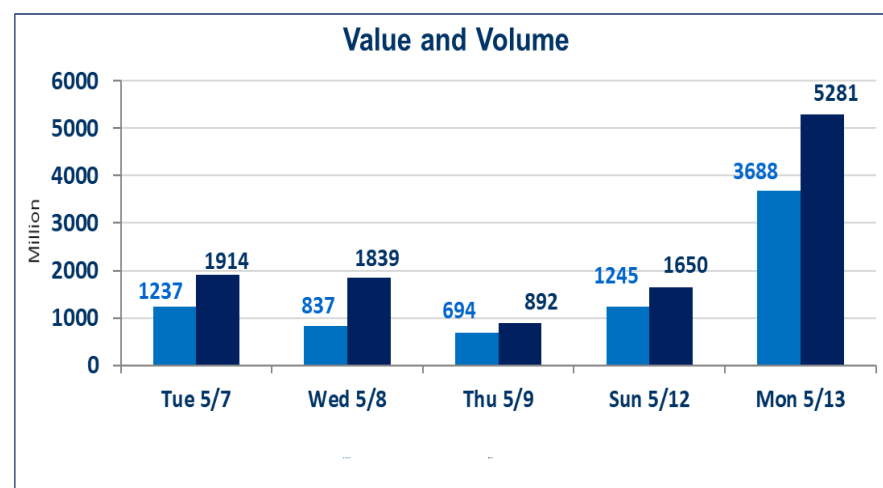
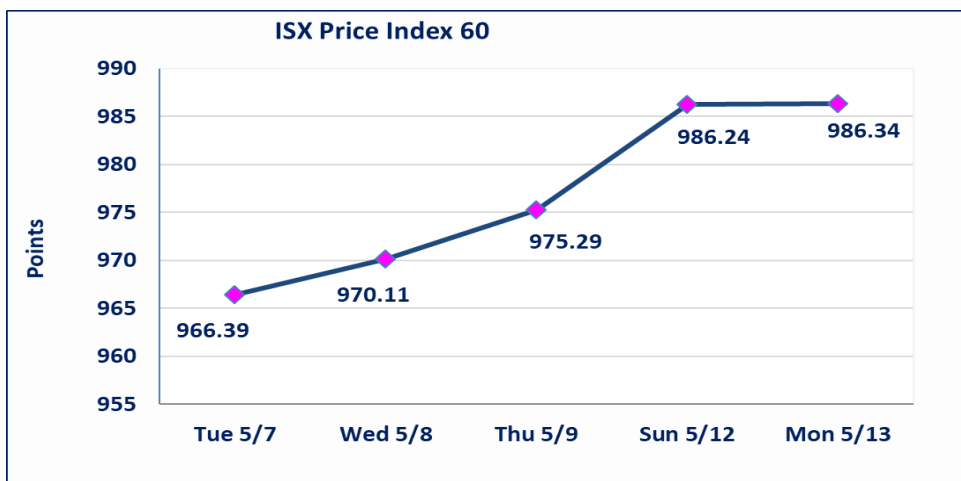
Change -5.85

Non Traded Co. 49

High Companies 11

Low Companies 12

Un Listed Companies OTC 2



Special Orders

Al Rabee brokerage Firms (Buy) & (Sell) executed International Cross to Asia Al Mansour Bank with volume (2,278,025,196) share and value (3,303,136,534) IQD, on an additional session time after 12 o'clock .

### Gainers

| Company Name                     | Closing Price | Change (%) | Traded Volume |
|----------------------------------|---------------|------------|---------------|
| Baghdad for Packing Materials    | 3.120         | 20.00      | 2,000,000     |
| Gulf Commercial Bank             | 0.240         | 14.29      | 611,199,717   |
| The Light Industries             | 0.710         | 4.41       | 622,216       |
| Metallic Industries and Bicycles | 1.900         | 3.83       | 2,208,546     |
| National Chemical &Plastic       | 1.850         | 1.65       | 658,530       |

### Losers

| Company Name            | Closing Price | Change (%) | Traded Volume |
|-------------------------|---------------|------------|---------------|
| Al-Ameen for Insurance  | 0.650         | -7.14      | 1,000,000     |
| National Bank of Iraq   | 2.800         | -3.11      | 55,573,341    |
| Al-Mosul for funfairs   | 8.700         | -2.25      | 99,000        |
| Electronic Industries   | 0.740         | -1.33      | 200,000       |
| Commercial Bank of Iraq | 0.760         | -1.30      | 15,013,872    |

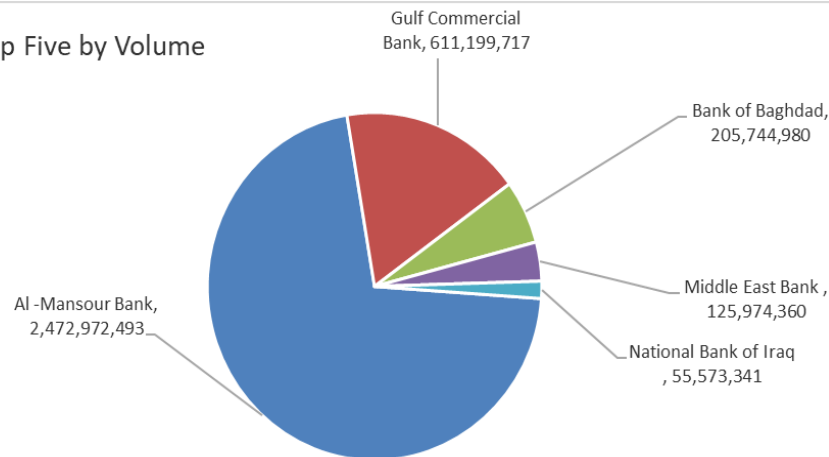
### Traded Volume

| Company Name          | Closing Price | Change (%) | Traded Volume |
|-----------------------|---------------|------------|---------------|
| Al -Mansour Bank      | 1.450         | -0.68      | 2,472,972,493 |
| Gulf Commercial Bank  | 0.240         | 14.29      | 611,199,717   |
| Bank of Baghdad       | 4.160         | -0.24      | 205,744,980   |
| Middle East Bank      | 0.110         | 0.00       | 125,974,360   |
| National Bank of Iraq | 2.800         | -3.11      | 55,573,341    |

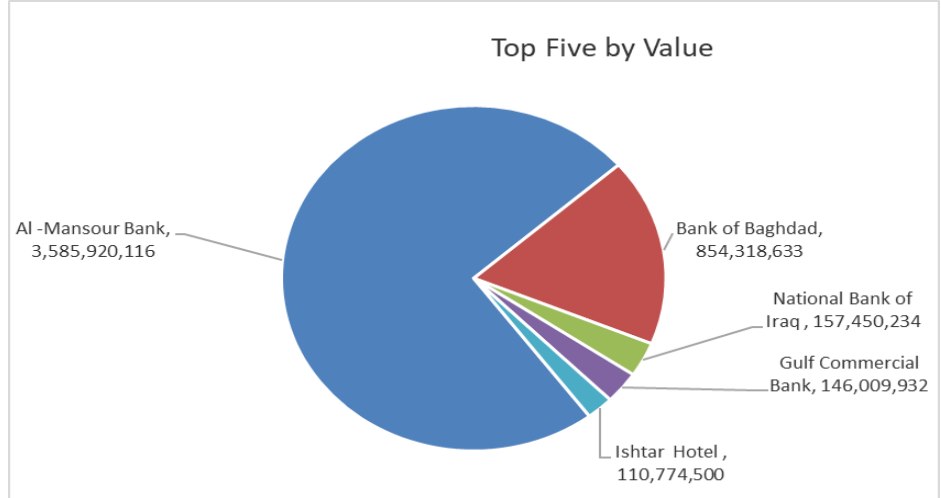
### Traded Value

| Company Name          | Closing Price | Change (%) | Traded Value  |
|-----------------------|---------------|------------|---------------|
| Al -Mansour Bank      | 1.450         | -0.68      | 3,585,920,116 |
| Bank of Baghdad       | 4.160         | -0.24      | 854,318,633   |
| National Bank of Iraq | 2.800         | -3.11      | 157,450,234   |
| Gulf Commercial Bank  | 0.240         | 14.29      | 146,009,932   |
| Ishtar Hotel          | 9.500         | 0.53       | 110,774,500   |

Top Five by Volume



Top Five by Value



## Regular Market Bulletin No (89)



| Company Name                      | Code | opening Price | highest price | lowest price | Average price | Prev Average price | Closing Price | prev closing price | change (%) | No.of Trades | Traded Volume        | Traded Value         |
|-----------------------------------|------|---------------|---------------|--------------|---------------|--------------------|---------------|--------------------|------------|--------------|----------------------|----------------------|
| <b>Banks Sector</b>               |      |               |               |              |               |                    |               |                    |            |              |                      |                      |
| Ashur International Bank          | BASH | 0.300         | 0.300         | 0.300        | 0.300         | 0.300              | 0.300         | 0.300              | 0.00       | 32           | 22,925,000           | 6,877,500            |
| Bank of Baghdad                   | BBOB | 4.200         | 4.200         | 4.120        | 4.150         | 4.170              | 4.160         | 4.170              | -0.24      | 205          | 205,744,980          | 854,318,633          |
| Commercial Bank of Iraq           | BCOI | 0.770         | 0.770         | 0.760        | 0.760         | 0.760              | 0.760         | 0.770              | -1.30      | 8            | 15,013,872           | 11,410,681           |
| Economy Bank                      | BEFI | 0.230         | 0.230         | 0.220        | 0.220         | 0.220              | 0.220         | 0.220              | 0.00       | 8            | 22,500,000           | 4,952,000            |
| Gulf Commercial Bank              | BGUC | 0.230         | 0.240         | 0.230        | 0.240         | 0.210              | 0.240         | 0.210              | 14.29      | 134          | 611,199,717          | 146,009,932          |
| Middle East Bank                  | BIME | 0.100         | 0.110         | 0.100        | 0.110         | 0.110              | 0.110         | 0.110              | 0.00       | 72           | 125,974,360          | 13,845,166           |
| Kurdistan International Bank      | BKUI | 0.850         | 0.850         | 0.850        | 0.850         | 0.850              | 0.850         | 0.850              | 0.00       | 1            | 23,117               | 19,649               |
| Mosul Bank For Investment         | BMFI | 0.180         | 0.180         | 0.180        | 0.180         | 0.170              | 0.180         | 0.180              | 0.00       | 5            | 25,000,000           | 4,500,000            |
| Al -Mansour Bank                  | BMNS | 1.460         | 1.460         | 1.450        | 1.450         | 1.450              | 1.450         | 1.460              | -0.68      | 136          | 2,472,972,493        | 3,585,920,116        |
| National Islamic Bank             | BNAI | 0.620         | 0.620         | 0.620        | 0.620         | 0.620              | 0.620         | 0.620              | 0.00       | 4            | 341,434              | 211,689              |
| National Bank of Iraq             | BNOI | 2.920         | 2.920         | 2.800        | 2.830         | 2.910              | 2.800         | 2.890              | -3.11      | 102          | 55,573,341           | 157,450,234          |
| Sumer Commerical Bank             | BSUC | 0.100         | 0.100         | 0.100        | 0.100         | 0.100              | 0.100         | 0.100              | 0.00       | 3            | 20,000,000           | 2,000,000            |
| United Bank                       | BUND | 0.080         | 0.080         | 0.080        | 0.080         | 0.080              | 0.080         | 0.080              | 0.00       | 3            | 12,124,728           | 969,978              |
| <b>Total Of Banks Sector</b>      |      |               |               |              |               |                    |               |                    |            | <b>713</b>   | <b>3,589,393,042</b> | <b>4,788,485,579</b> |
| <b>Telecommunication Sector</b>   |      |               |               |              |               |                    |               |                    |            |              |                      |                      |
| Asia Cell Telecommunication       | TASC | 9.400         | 9.470         | 9.290        | 9.340         | 9.430              | 9.300         | 9.400              | -1.06      | 45           | 7,099,366            | 66,319,668           |
| <b>Total Of Telecommunication</b> |      |               |               |              |               |                    |               |                    |            | <b>45</b>    | <b>7,099,366</b>     | <b>66,319,668</b>    |
| <b>Insurance Sector</b>           |      |               |               |              |               |                    |               |                    |            |              |                      |                      |
| Al-Ameen for Insurance            | NAME | 0.650         | 0.650         | 0.650        | 0.650         | 0.700              | 0.650         | 0.700              | -7.14      | 2            | 1,000,000            | 650,000              |
| Dar Al-Salam for Insurance        | NDSA | 0.730         | 0.750         | 0.730        | 0.750         | 0.740              | 0.750         | 0.740              | 1.35       | 2            | 10,154,890           | 7,613,070            |
| <b>Total Of InsuranceSector</b>   |      |               |               |              |               |                    |               |                    |            | <b>4</b>     | <b>11,154,890</b>    | <b>8,263,070</b>     |
| <b>Services Sector</b>            |      |               |               |              |               |                    |               |                    |            |              |                      |                      |
| Baghdad -Iraq Transportatio       | SBPT | 36.750        | 37.000        | 36.750       | 36.760        | 36.890             | 37.000        | 36.750             | 0.68       | 2            | 3,240                | 119,095              |
| Kharkh Tour Amuzement Cit         | SKTA | 4.650         | 4.650         | 4.600        | 4.620         | 4.650              | 4.650         | 4.650              | 0.00       | 151          | 8,454,715            | 39,078,370           |
| Al-Mosul for funfairs             | SMOF | 8.700         | 8.700         | 8.700        | 8.700         | 8.900              | 8.700         | 8.900              | -2.25      | 1            | 99,000               | 861,300              |
| Mamoura Realestate Invest         | SMRI | 7.150         | 7.150         | 7.050        | 7.110         | 7.040              | 7.100         | 7.100              | 0.00       | 12           | 2,260,000            | 16,063,100           |
| <b>Total Of Services Sector</b>   |      |               |               |              |               |                    |               |                    |            | <b>166</b>   | <b>10,816,955</b>    | <b>56,121,865</b>    |
| <b>Industry Sector</b>            |      |               |               |              |               |                    |               |                    |            |              |                      |                      |
| Baghdad Soft Drinks               | IBSD | 4.360         | 4.370         | 4.300        | 4.340         | 4.360              | 4.350         | 4.360              | -0.23      | 16           | 9,879,167            | 42,881,168           |
| Iraqi Engineering Works           | IIEW | 3.850         | 3.850         | 3.850        | 3.850         | 3.850              | 3.850         | 3.850              | 0.00       | 1            | 12,876               | 49,573               |
| Iraqi For Tufted Carpets          | IITC | 15.000        | 15.000        | 15.000       | 15.000        | 15.000             | 15.000        | 15.000             | 0.00       | 1            | 53,225               | 798,375              |
| Al-Kindi of Veterinary Vaccin     | IKLV | 1.630         | 1.630         | 1.630        | 1.630         | 1.620              | 1.630         | 1.620              | 0.62       | 1            | 51,371               | 83,735               |
| Al-Mansour Pharmaceutical         | IMAP | 1.920         | 1.920         | 1.920        | 1.920         | 1.870              | 1.920         | 1.940              | -1.03      | 1            | 12,943               | 24,851               |
| Metallic Industries and Bicyc     | IMIB | 1.820         | 1.900         | 1.820        | 1.890         | 1.840              | 1.900         | 1.830              | 3.83       | 4            | 2,208,546            | 4,179,944            |
| Ready Made Clothes                | IRMC | 3.500         | 3.500         | 3.400        | 3.420         | 3.510              | 3.500         | 3.500              | 0.00       | 12           | 679,676              | 2,323,416            |
| <b>Total Of Industry Sector</b>   |      |               |               |              |               |                    |               |                    |            | <b>36</b>    | <b>12,897,804</b>    | <b>50,341,061</b>    |
| <b>Hotels Sector</b>              |      |               |               |              |               |                    |               |                    |            |              |                      |                      |
| Baghdad Hotel                     | HBAG | 10.800        | 10.900        | 10.800       | 10.850        | 10.800             | 10.900        | 10.800             | 0.93       | 5            | 399,298              | 4,332,418            |
| Babylon Hotel                     | HBAY | 110.000       | 110.000       | 110.000      | 110.000       | 110.000            | 110.000       | 110.000            | 0.00       | 14           | 1,000,000            | 110,000,000          |
| Ishtar Hotel                      | HISH | 9.350         | 9.500         | 9.350        | 9.480         | 9.380              | 9.500         | 9.450              | 0.53       | 38           | 11,680,000           | 110,774,500          |
| Al-Mansour Hotel                  | HMAN | 45.000        | 45.000        | 45.000       | 45.000        | 45.000             | 45.000        | 45.000             | 0.00       | 1            | 500,000              | 22,500,000           |
| National for Tourist Investm      | HNTI | 10.770        | 10.770        | 10.770       | 10.770        | 10.770             | 10.770        | 10.770             | 0.00       | 1            | 50,000               | 538,500              |
| <b>Total Of Hotels Sector</b>     |      |               |               |              |               |                    |               |                    |            | <b>59</b>    | <b>13,629,298</b>    | <b>248,145,418</b>   |

| Company Name                       | Code | opening Price | highest price | lowest price | Average price | Prev Average price | Closing Price | prev closing price | change (%) | No.of Trades | Traded Volume | Traded Value  |
|------------------------------------|------|---------------|---------------|--------------|---------------|--------------------|---------------|--------------------|------------|--------------|---------------|---------------|
| <b>Agriculture Sector</b>          |      |               |               |              |               |                    |               |                    |            |              |               |               |
| Iraqi for Seed Production          | AISP | 8.400         | 8.400         | 8.350        | 8.380         | 8.400              | 8.370         | 8.400              | -0.36      | 38           | 4,184,000     | 35,052,203    |
| <b>Total Of Agriculture Sector</b> |      |               |               |              |               |                    |               |                    |            | 38           | 4,184,000     | 35,052,203    |
| <b>Total Of Regular</b>            |      |               |               |              |               |                    |               |                    |            | 1,061        | 3,649,175,355 | 5,252,728,864 |

### Non Regular Market Bulletin No (89)

| Company Name                      | Code | opening Price | highest price | lowest price | Average price | Prev Average price | Closing Price | prev closing price | change (%) | No.of Trades | Traded Volume | Traded Value |
|-----------------------------------|------|---------------|---------------|--------------|---------------|--------------------|---------------|--------------------|------------|--------------|---------------|--------------|
| <b>Banks Sector</b>               |      |               |               |              |               |                    |               |                    |            |              |               |              |
| Al Attaa Islamic Bank             | BLAD | 0.130         | 0.130         | 0.130        | 0.130         | 0.130              | 0.130         | 0.130              | 0.00       | 2            | 20,000,000    | 2,600,000    |
| Credit Bank                       | BROI | 0.960         | 0.960         | 0.950        | 0.950         | 0.960              | 0.950         | 0.960              | -1.04      | 9            | 8,750,000     | 8,350,000    |
| <b>Total Of Banks Sector</b>      |      |               |               |              |               |                    |               |                    |            | 11           | 28,750,000    | 10,950,000   |
| <b>Investment Sector</b>          |      |               |               |              |               |                    |               |                    |            |              |               |              |
| Al-Ameen for Financial Inves      | VAMF | 1.000         | 1.000         | 1.000        | 1.000         | 1.000              | 1.000         | 1.000              | 0.00       | 3            | 30,375        | 30,375       |
| <b>Total Of Investment Sector</b> |      |               |               |              |               |                    |               |                    |            | 3            | 30,375        | 30,375       |
| <b>Services Sector</b>            |      |               |               |              |               |                    |               |                    |            |              |               |              |
| Al-Ameen Estate Investment        | SAEI | 2.700         | 2.700         | 2.700        | 2.700         | 2.700              | 2.700         | 2.700              | 0.00       | 3            | 333,469       | 900,366      |
| <b>Total Of Services Sector</b>   |      |               |               |              |               |                    |               |                    |            | 3            | 333,469       | 900,366      |
| <b>Industry Sector</b>            |      |               |               |              |               |                    |               |                    |            |              |               |              |
| Baghdad for Packing Materiz       | IBPM | 3.120         | 3.120         | 3.120        | 3.120         | 2.600              | 3.120         | 2.600              | 20.00      | 8            | 2,000,000     | 6,240,000    |
| Fallujah for construction Ma      | IFCM | 3.640         | 3.640         | 3.610        | 3.610         | 3.690              | 3.640         | 3.640              | 0.00       | 8            | 1,000,160     | 3,613,582    |
| <b>Total Of Industry Sector</b>   |      |               |               |              |               |                    |               |                    |            | 16           | 3,000,160     | 9,853,582    |
| <b>Total Of Non Regular</b>       |      |               |               |              |               |                    |               |                    |            | 33           | 32,114,004    | 21,734,324   |

### Undisclosed Platform Companies Bulletin (89)

| Company Name                    | Code | opening Price | highest price | lowest price | Average price | Prev Average price | Closing Price | prev closing price | change (%) | No.of Trades | Traded Volume | Traded Value  |
|---------------------------------|------|---------------|---------------|--------------|---------------|--------------------|---------------|--------------------|------------|--------------|---------------|---------------|
| <b>Services Sector</b>          |      |               |               |              |               |                    |               |                    |            |              |               |               |
| AL-Badia for General Trans      | SBAG | 0.600         | 0.600         | 0.600        | 0.600         | 0.600              | 0.600         | 0.600              | 0.00       | 1            | 100,000       | 60,000        |
| General Transportation          | SIGT | 0.950         | 0.950         | 0.950        | 0.950         | 0.950              | 0.950         | 0.950              | 0.00       | 1            | 49,920        | 47,424        |
| <b>Total Of Services Sector</b> |      |               |               |              |               |                    |               |                    |            | 2            | 149,920       | 107,424       |
| <b>Industry Sector</b>          |      |               |               |              |               |                    |               |                    |            |              |               |               |
| Electronic Industries           | IELI | 0.740         | 0.740         | 0.740        | 0.740         | 0.750              | 0.740         | 0.750              | -1.33      | 4            | 200,000       | 148,000       |
| Al-Hilal Industries             | IHLI | 0.970         | 0.970         | 0.970        | 0.970         | 0.970              | 0.970         | 0.970              | 0.00       | 4            | 46,062        | 44,680        |
| Iraqi Carton Manufacturies      | IICM | 1.050         | 1.050         | 1.050        | 1.050         | 1.040              | 1.050         | 1.040              | 0.96       | 5            | 5,050,000     | 5,302,500     |
| National Chemical &Plastic      | INCP | 1.810         | 1.850         | 1.810        | 1.850         | 1.820              | 1.850         | 1.820              | 1.65       | 3            | 658,530       | 1,217,939     |
| The Light Industries            | ITLI | 0.710         | 0.710         | 0.710        | 0.710         | 0.690              | 0.710         | 0.680              | 4.41       | 2            | 622,216       | 441,773       |
| <b>Total Of Industry Sector</b> |      |               |               |              |               |                    |               |                    |            | 18           | 6,576,808     | 7,154,893     |
| <b>Hotels Sector</b>            |      |               |               |              |               |                    |               |                    |            |              |               |               |
| Palestine Hotel                 | HPAL | 23.000        | 23.000        | 23.000       | 23.000        | 23.000             | 23.000        | 23.000             | 0.00       | 1            | 11,750        | 270,250       |
| <b>Total Of Hotels Sector</b>   |      |               |               |              |               |                    |               |                    |            | 1            | 11,750        | 270,250       |
| <b>Total of un disclosed</b>    |      |               |               |              |               |                    |               |                    |            | 21           | 6,738,478     | 7,532,567     |
| <b>Grand Total</b>              |      |               |               |              |               |                    |               |                    |            | 1,115        | 3,688,027,837 | 5,281,995,754 |

# Iraq Stock Exchange



Trading Session Monday 13/5/2024

## Not Trading OTC

| Company Name     | Code | Previous Average price |
|------------------|------|------------------------|
| Rabee Securities | FRSE | —                      |
| Karmal Brokerage | FKSX | 10.000                 |



## Not Trading Bonds Bulletin

| Bond type                 | Publish type | Code | last trading price | immortilize date |
|---------------------------|--------------|------|--------------------|------------------|
| Banaa Bonds / million ID  | First        | CB10 | 1030000            | 10/12/2025       |
| Banaa Bonds / million ID  | second       | CB20 | 964981             | 19/12/2025       |
| Amara Bonds /500 thousand | First        | CB25 | —                  | 9/10/2025        |
| Amara Bonds /Million ID   | First        | CB30 | 984000             | 9/10/2027        |
| Amara Bonds /500 thousand | Second       | CB35 | —                  | —                |
| Amara Bonds /Million ID   | Second       | CB40 | —                  | —                |
| Amara Bonds /500 thousand | Third        | CB45 | —                  | —                |
| Amara Bonds /Million ID   | Third        | CB50 | —                  | —                |

Iraq Stock Exchange  
 Non Iraqis' Bulletin Monday May 13 2024  
 Regular Market



Non Iraqi Trading of Regular Market (Buy)

| Company Names                         | Code | No.of trades | Traded Shares        | Trading Volume       |
|---------------------------------------|------|--------------|----------------------|----------------------|
| <b>Banks Sector</b>                   |      |              |                      |                      |
| Bank Of Baghdad                       | BBOB | 8            | 29,000,000           | 120,224,962          |
| Al-Mansour Bank                       | BMNS | 1            | 2,278,025,196        | 3,303,136,534        |
| <b>Total Bank sector</b>              |      | <b>9</b>     | <b>2,307,025,196</b> | <b>3,423,361,496</b> |
| <b>Hotel Sector</b>                   |      |              |                      |                      |
| Babylon Hotel                         | HBAY | 12           | 800,000              | 88,000,000           |
| <b>Total Hotel Sector</b>             |      | <b>12</b>    | <b>800,000</b>       | <b>88,000,000</b>    |
| <b>Telecommunication Sector</b>       |      |              |                      |                      |
| Asia cell                             | TASC | 1            | 500,000              | 4,700,000            |
| <b>Total Telecommunication sector</b> |      | <b>1</b>     | <b>500,000</b>       | <b>4,700,000</b>     |
| <b>Grand Total</b>                    |      | <b>22</b>    | <b>2,308,325,196</b> | <b>3,516,061,496</b> |

Non Iraqi Trading of Regular Market (Sell)

| Company Names            | Code | No.of trades | Traded Shares      | Trading Volume     |
|--------------------------|------|--------------|--------------------|--------------------|
| <b>Banks Sector</b>      |      |              |                    |                    |
| Bank Of Baghdad          | BBOB | 31           | 52,477,215         | 218,092,187        |
| Al-Mansour Bank          | BMNS | 57           | 105,000,000        | 152,260,001        |
| <b>Total Bank sector</b> |      | <b>88</b>    | <b>157,477,215</b> | <b>370,352,188</b> |
| <b>Grand Total</b>       |      | <b>88</b>    | <b>157,477,215</b> | <b>370,352,188</b> |

Non Iraqi Trading of Undisclosed Platform (Sell)

| Company Names                | Code | No.of trades | Traded Shares  | Trading Volume |
|------------------------------|------|--------------|----------------|----------------|
| <b>Services Sector</b>       |      |              |                |                |
| AL-Badia for General Trans   | SBAG | 1            | 100,000        | 60,000         |
| <b>Total Services sector</b> |      | <b>1</b>     | <b>100,000</b> | <b>60,000</b>  |
| <b>Grand Total</b>           |      | <b>1</b>     | <b>100,000</b> | <b>60,000</b>  |

## Iraq Stock Exchange non trading companies on Monday 13/5/2024

| Company Names                             | Code | Previous Average Price | Closing Price |
|---|------|------------------------|---------------|
| <b>Banking Sector</b>                     |      |                        |               |
| Cihan Islamic Bank                        | BCIH | 2.200                  | 2.200         |
| Asia Al Iraq Islamic Bank                 | BAIB | 0.900                  | 0.900         |
| Al-Taif Islamic Bank                      | BTIB | 0.700                  | 0.700         |
| Union Bank of Iraq                        | BUOI | 0.210                  | 0.200         |
| Elaf Islamic Bank                         | BELF | 0.470                  | 0.470         |
| Investment Bank of Iraq                   | BIBI | 0.370                  | 0.370         |
| <b>Telecommunication Sector</b>           |      |                        |               |
| Al-Khatem Telecoms                        | TZNI | 2.590                  | 2.590         |
| <b>Insurance Sector</b>                   |      |                        |               |
| Gulf Insurance                            | NGIR | 0.400                  | 0.400         |
| <b>Services Sector</b>                    |      |                        |               |
| Rehab Karbala                             | HKAR | 0.800                  | 0.800         |
| Al-Nukhba for construction                | SNUC | 0.670                  | 0.700         |
| <b>Industry Sector</b>                    |      |                        |               |
| Modern Sewing                             | IMOS | 9.900                  | 10.000        |
| Al -Khazer Road for Construction Material | IKHC | 2.500                  | 2.500         |
| Iraqi Marketing Date                      | IIDP | 1.650                  | 1.650         |
| <b>Hotels Sector</b>                      |      |                        |               |
| Tourist Village of Mosul dam              | HTVM | 11.000                 | 11.000        |
| <b>Agriculture Sector</b>                 |      |                        |               |
| Modern for Animal Production              | AMAP | 0.530                  | 0.510         |
| Agricultural Products Meat                | AIPM | 4.750                  | 4.750         |
| Middle East for Production- Fish          | AMEF | 7.300                  | 7.300         |
| Al-Ahlyia agricultural production         | AAHP | 0.950                  | 0.950         |
| Company Names                             | Code | Previous Average Price | Closing Price |
| <b>Banks Sector</b>                       |      |                        |               |
| World Islamic Bank                        | BWOR | 1.000                  | 1.000         |
| Arabiya Islamic Bank                      | BAAI | 1.000                  | 1.000         |
| Zain Al-Iraq Islamic Bank                 | BZII | 0.340                  | 0.340         |
| Al-Qurtas Islamic Bank                    | BQUR | 1.000                  | 1.000         |
| Arabiya Islamic Bank                      | BAAI | 1.000                  | 1.000         |
| Al Janoob Islamic Bank Investment         | BJAB | 1.000                  | 1.000         |
| Ameen Al Iraq Islamic Bank                | BAME | 1.000                  | 1.000         |
| International Development Bank            | BIDB | 1.000                  | 1.000         |
| Al- Qabidh Islamic Bank                   | BQAB | 0.240                  | 0.240         |
| Al Anssari Islamic Bank                   | BANS | 1.000                  | 1.000         |
| Iraq Noor Islamic Bank                    | BINI | 1.050                  | 1.050         |
| Erbil Bank                                | BERI | 0.110                  | 0.110         |
| Trust International Islamic Bank          | BTRU | 0.750                  | 0.750         |
| Trans Iraq Bank for Investment            | BTRI | 0.740                  | 0.740         |
| AL- Mashreq al-Arabi Islamic Bank         | BAMS | -                      | -             |
| Al Mustashar Bank                         | BMUI | 1.000                  | 1.000         |
| International Islamic Bank                | BINT | 0.270                  | 0.270         |
| Erbil Bank                                | BERI | 0.110                  | 0.110         |
| <b>Insurance Sector</b>                   |      |                        |               |
| Al -Hamraa Insurance                      | NHAM | 0.900                  | 1.000         |
| Alahliya For Insurance                    | NAHF | 0.330                  | 0.330         |
| <b>Investment Sector</b>                  |      |                        |               |
| Al-Zawraa for Financial Investment        | VZAF | 0.180                  | 0.180         |
| AL-Wiaam for Financial Investment         | VWIF | 0.310                  | 0.350         |
|   |      | 1.000                  | 1.000         |
| Bain Al-Nahrain Financial Investment      | VMES | 0.900                  | 0.900         |



| Services Sector                  |      |                        |               |
|----------------------------------|------|------------------------|---------------|
| Ibdaa Al-Sharq Al-Awsat          | SIBD | 1.000                  | 1.000         |
| Industry Sector                  |      |                        |               |
| National Furniture Industries    | IHFI | 2.450                  | 2.450         |
| Modern chemical industries       | IMCI | 100.000                | 100.000       |
| Hotels Sector                    |      |                        |               |
| Ashour Hotel                     | HASH | 17.500                 | 17.500        |
| Agriculture Sector               |      |                        |               |
| Al-Ribas for Poultry and Fodder  | AREB | -                      | -             |
| Company Names                    | Code | Previous Average Price | Closing Price |
| Banks Sector                     |      |                        |               |
| Babylon Bank                     | BBAY | 0.070                  | 0.070         |
| IndustrySector                   |      |                        |               |
| Modern Construction Materials    | IMCM | 0.620                  | 0.620         |
| Investment Sector                |      |                        |               |
| AL- Batek Investment             | VBAT | 0.380                  | 0.380         |
| Alkhair for financial Investment | VKHF | 0.200                  | 0.200         |
| Hotels Sector                    |      |                        |               |
| Al-Sadeer Hotel                  | HSAD | 27.000                 | 27.000        |

### Iraq Stock Exchange Suspended Companies

|                              |            |   |
|------------------------------|------------|---|
| Al-Rajih Islamic Bank (BRAJ) | 9/19/2021  | The trading suspended for not produce the Annual disclosure for 2020 at closing price (1.000) ID. |
| North Bank (BNOR)            | 31/10/2022 | The trading suspended by ISC decision at closing price (0.070) ID.                                |

## Iraq Stock Exchange News of listed companies Monday 13/5/2024

### Companies News

|  |  |
|--|--|
| Bank of Baghdad (BBOB)                 | General Assembly Meeting will be hold on Saturday 18/5/2024 at the Dijla Town to discuss financial statement of 2023 , cash dividend , increasing in company capital from 250 billion to 325 billion according to 55/ second . Trading has been suspend on Tuesday 14/5/2024 .                           |
| Al -Mansour Bank (BMNS)                | General Assembly Meeting will be hold on Tuesday 21/5/2024 at the Al Alwiya Club to discuss financial statement of 2023 , cash dividend , increasing in company capital from 300 billion to 350 billion according to 55/First& second . Trading has been suspend on Thursday 16/5/2024 .                 |
| Al-Ameen for Financial Investment (    | General Assembly Meeting will be hold on Tuesday 28/5/2024 at the company to discuss financial statement of 2023 , discuss the deficit . Trading has been suspend on Thursday 23/5/2024 .  |
| out of trading                         |  |
| Babil Animal&vegetable Products (ABAP) | General Assembly Meeting will be hold on Monday 11/12/2023 at theAl Jadriya to discuss financial statement of 2021,2022 , cash dividend , discuss the deficit Trading has been suspend on Thursday 7/12/2023 .   |
| Iraqi Land Transport (SILT)            | General Assembly Meeting will be hold on Wednesday 6/3/2024 at the Trade Ministry VIP Hall to resign the current board of Administration and elect new five board of Administration .Trading has been suspend on Sunday 3/3/2024.  |
| Iraqi Agricultural Products (AIRP)     | General Assembly Meeting will be hold on Monday 13/5/2024 at the company to discuss financial statement of 2021 , cash dividend . Trading has been suspend on Tuesday 30/4/2024 .  |
| Region Trade Bank (BRTB)               | General Assembly Meeting will be hold on Wednesday 8/5/2024 at the company in erbil to discuss financial statement of 2023 , cash dividend , increasing in company capital from 300 billion to 350 billion when the bank will be get the approval of GAM . Trading has been suspend on Sunday 5/5/2024 . |
| Iraqi Islamic Bank (BIIB)              | General Assembly Meeting will be hold on Saturday 11/5/2024 at the Iraqi Hunting Club to discuss financial statement of 2023 , cash dividend , increasing in company capital from 300 billion to 400 billion according to 55/ second . Trading has been suspend on Tuesday 7/5/2024 .                    |