

Iraq Stock Exchange



Trading Session Wednesday 12/6/2024 -

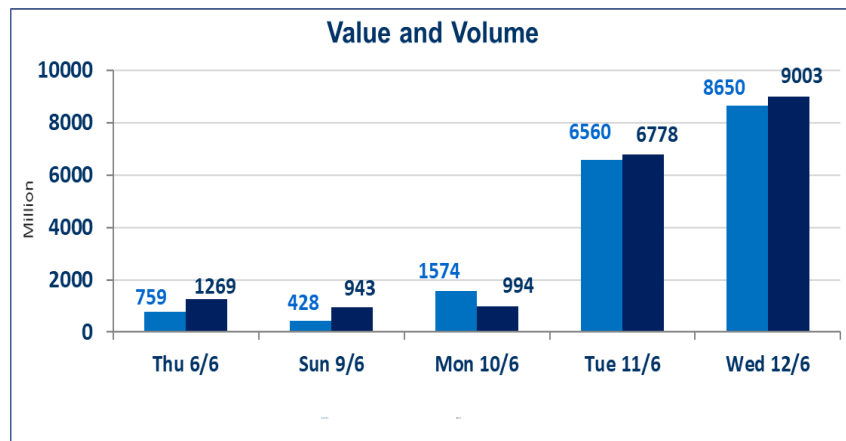
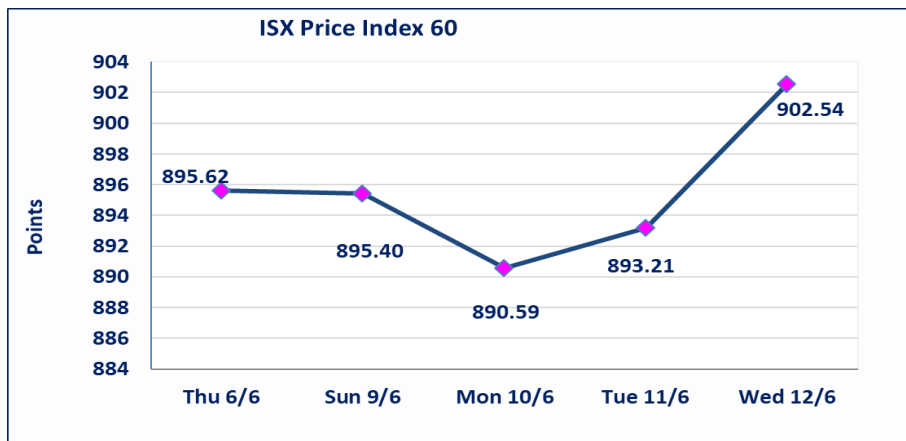
| | |
|----------------------|---------------|
| Traded Volume | 8,650,608,216 |
| ISX Index 60 | 902.54 |
| Previous ISX Index60 | 893.21 |
| Change % | 1.04 |
| Change | 9.33 |

| | |
|----------------------|-----|
| Listed Companies | 103 |
| Traded Companies | 51 |
| General Assembly Co. | 7 |
| Suspended Co. | 2 |

Bulletin No (111) of 2024

| | | |
|----------------------|---------------|-------------|
| Traded Value | 9,003,179,902 | Traders 772 |
| ISX Index 15 | 1009.70 | |
| Previous ISX Index15 | 1011.67 | |
| Change % | -0.19 | |
| Change | -1.97 | |

| | |
|-------------------------|----|
| Non Traded Co. | 43 |
| High Companies | 13 |
| Low Companies | 14 |
| Un Listed Companies OTC | 2 |



Special Orders

Al Elaf brokerage Firms (Buy) & (Sell) executed International Cross to Al Mustashar Bank with volume (7,000,000,000) share and value (7,000,000,000) IQD, on an additional session time after 12 o'clock .

Gainers

| Company Name | Closing Price | Change (%) | Traded Volume |
|--------------------|---------------|------------|---------------|
| United Bank | 0.090 | 12.50 | 110,000,000 |
| Elaf Islamic Bank | 0.440 | 10.00 | 21,912 |
| Ashour Hotel | 18.000 | 5.88 | 12,260 |
| Ready Made Clothes | 3.970 | 5.87 | 24,342 |
| Iraqi Islamic Bank | 1.100 | 3.77 | 30,908,340 |

Losers

| Company Name | Closing Price | Change (%) | Traded Volume |
|----------------------------------|---------------|------------|---------------|
| Al -Khazer Road for Construction | 2.100 | -6.67 | 100,000 |
| International Islamic Bank | 0.330 | -5.71 | 442,050,000 |
| Mosul Bank For Investment | 0.190 | -5.00 | 25,510,000 |
| Ishtar Hotel | 10.000 | -3.85 | 3,576,363 |
| Economy Bank | 0.260 | -3.70 | 155,546,286 |

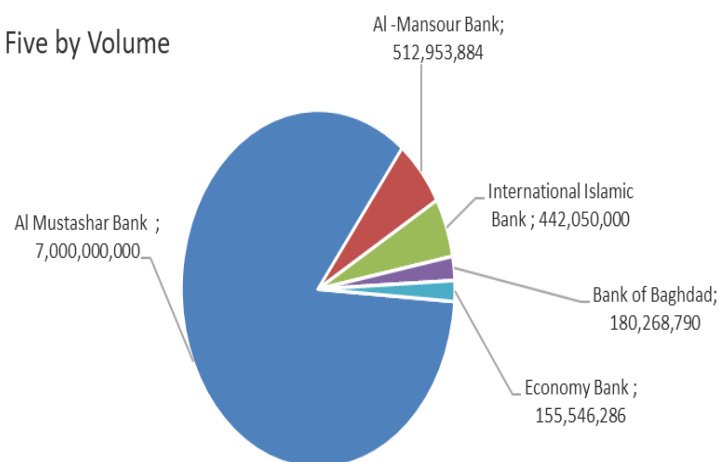
Traded Volume

| Company Name | Closing Price | Change (%) | Traded Volume |
|----------------------------|---------------|------------|---------------|
| Al Mustashar Bank | 1.000 | 0.00 | 7,000,000,000 |
| Al -Mansour Bank | 1.340 | 2.29 | 512,953,884 |
| International Islamic Bank | 0.330 | -5.71 | 442,050,000 |
| Bank of Baghdad | 3.200 | 3.56 | 180,268,790 |
| Economy Bank | 0.260 | -3.70 | 155,546,286 |

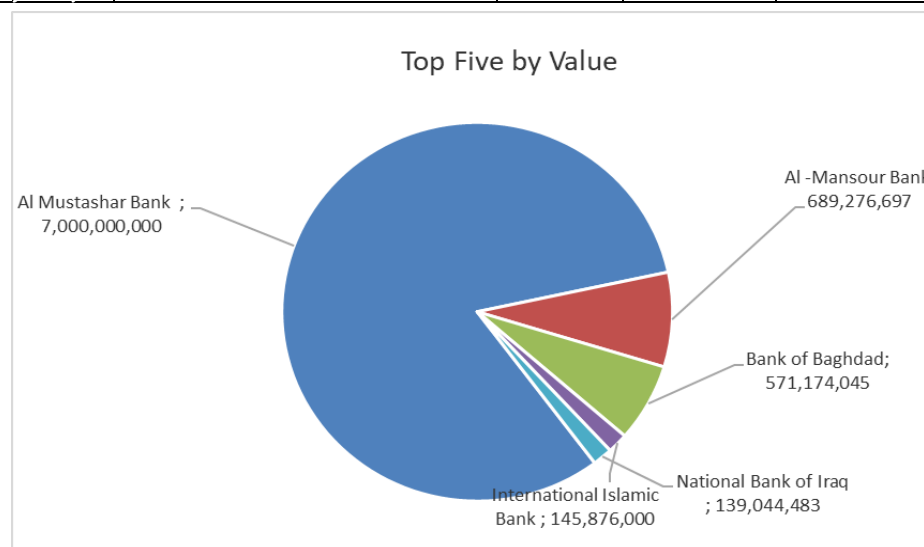
Traded Value

| Company Name | Closing Price | Change (%) | Traded Value |
|----------------------------|---------------|------------|---------------|
| Al Mustashar Bank | 1.000 | 0.00 | 7,000,000,000 |
| Al -Mansour Bank | 1.340 | 2.29 | 689,276,697 |
| Bank of Baghdad | 3.200 | 3.56 | 571,174,045 |
| International Islamic Bank | 0.330 | -5.71 | 145,876,000 |
| National Bank of Iraq | 2.820 | 0.71 | 139,044,483 |

Top Five by Volume



Top Five by Value



Regular Market Bulletin No (111)



| Company Name | Code | opening Price | highest price | lowest price | Average price | Prev Average price | Closing Price | prev closing price | change (%) | No.of Trades | Traded Volume | Traded Value |
|-----------------------------------|------|---------------|---------------|--------------|---------------|--------------------|---------------|--------------------|------------|--------------|----------------------|----------------------|
| Banks Sector | | | | | | | | | | | | |
| Bank of Baghdad | BBOB | 3.080 | 3.220 | 3.080 | 3.170 | 3.060 | 3.200 | 3.090 | 3.56 | 103 | 180,268,790 | 571,174,045 |
| Commercial Bank of Iraq | BCOI | 0.860 | 0.860 | 0.860 | 0.860 | 0.860 | 0.860 | 0.860 | 0.00 | 11 | 11,880,000 | 10,216,800 |
| Economy Bank | BEFI | 0.270 | 0.270 | 0.260 | 0.260 | 0.270 | 0.260 | 0.270 | -3.70 | 34 | 155,546,286 | 40,464,398 |
| Elaf Islamic Bank | BELF | 0.440 | 0.440 | 0.440 | 0.440 | 0.400 | 0.440 | 0.400 | 10.00 | 1 | 21,912 | 9,641 |
| Investment Bank of Iraq | BIBI | 0.370 | 0.370 | 0.370 | 0.370 | 0.370 | 0.370 | 0.370 | 0.00 | 21 | 24,139,409 | 8,931,581 |
| Iraqi Islamic Bank | BIIB | 1.070 | 1.100 | 1.070 | 1.090 | 1.060 | 1.100 | 1.060 | 3.77 | 47 | 30,908,340 | 33,576,091 |
| Middle East Bank | BIME | 0.110 | 0.110 | 0.110 | 0.110 | 0.110 | 0.110 | 0.110 | 0.00 | 7 | 40,010,000 | 4,401,100 |
| Mosul Bank For Investment | BMFI | 0.200 | 0.200 | 0.190 | 0.190 | 0.200 | 0.190 | 0.200 | -5.00 | 10 | 25,510,000 | 4,899,000 |
| Al -Mansour Bank | BMNS | 1.320 | 1.360 | 1.320 | 1.340 | 1.310 | 1.340 | 1.310 | 2.29 | 125 | 512,953,884 | 689,276,697 |
| National Bank of Iraq | BNOI | 2.800 | 2.830 | 2.800 | 2.820 | 2.790 | 2.820 | 2.800 | 0.71 | 39 | 49,252,781 | 139,044,483 |
| Sumer Commerical Bank | BSUC | 0.100 | 0.100 | 0.100 | 0.100 | 0.100 | 0.100 | 0.100 | 0.00 | 1 | 10,000 | 1,000 |
| Al-Taif Islamic Bank | BTIB | 0.750 | 0.750 | 0.750 | 0.750 | 0.750 | 0.750 | 0.750 | 0.00 | 2 | 140,000 | 105,000 |
| United Bank | BUND | 0.080 | 0.090 | 0.080 | 0.090 | 0.080 | 0.090 | 0.080 | 12.50 | 4 | 110,000,000 | 9,891,818 |
| Total Of Banks Sector | | | | | | | | | | 405 | 1,140,641,402 | 1,511,991,654 |
| Telecommunication Sector | | | | | | | | | | | | |
| Asia Cell Telecommunication | TASC | 9.300 | 9.310 | 9.260 | 9.300 | 9.270 | 9.260 | 9.250 | 0.11 | 59 | 11,130,990 | 103,469,531 |
| Total Of Telecommunication | | | | | | | | | | 59 | 11,130,990 | 103,469,531 |
| Insurance Sector | | | | | | | | | | | | |
| Gulf Insurance | NGIR | 0.420 | 0.420 | 0.420 | 0.420 | 0.420 | 0.420 | 0.420 | 0.00 | 1 | 1,100,000 | 462,000 |
| Total Of Insurance Sector | | | | | | | | | | 1 | 1,100,000 | 462,000 |
| Services Sector | | | | | | | | | | | | |
| Baghdad -Iraq Transportatio | SBPT | 39.400 | 40.000 | 39.400 | 39.860 | 39.120 | 40.000 | 39.250 | 1.91 | 11 | 493,605 | 19,676,450 |
| Mamoura Realestate Invest | SMRI | 6.650 | 6.650 | 6.600 | 6.600 | 6.750 | 6.600 | 6.750 | -2.22 | 10 | 1,121,434 | 7,403,494 |
| Rehab Karbala | HKAR | 0.800 | 0.800 | 0.800 | 0.800 | 0.800 | 0.800 | 0.800 | 0.00 | 1 | 5,000 | 4,000 |
| Total Of Services Sector | | | | | | | | | | 22 | 1,620,039 | 27,083,944 |
| Industry Sector | | | | | | | | | | | | |
| Baghdad Soft Drinks | IBSD | 4.140 | 4.170 | 4.120 | 4.140 | 4.120 | 4.120 | 4.120 | 0.00 | 31 | 13,289,976 | 55,075,420 |
| Iraqi For Tufted Carpets | IITC | 16.500 | 16.500 | 16.500 | 16.500 | 16.500 | 16.500 | 16.500 | 0.00 | 2 | 138,000 | 2,277,000 |
| Al -Khazer Road for Constr | IKHC | 2.100 | 2.100 | 2.100 | 2.100 | 2.250 | 2.100 | 2.250 | -6.67 | 1 | 100,000 | 210,000 |
| Al-Kindi of Veterinary Vaccin | IKLV | 1.620 | 1.620 | 1.620 | 1.620 | 1.620 | 1.620 | 1.620 | 0.00 | 2 | 3,305,000 | 5,354,100 |
| Al-Mansour Pharmaceutical | IMAP | 1.860 | 1.860 | 1.850 | 1.850 | 1.860 | 1.850 | 1.860 | -0.54 | 8 | 1,866,032 | 3,452,320 |
| Metallic Industries and Bicy | IMIB | 2.000 | 2.000 | 2.000 | 2.000 | 2.000 | 2.000 | 2.000 | 0.00 | 1 | 150,000 | 300,000 |
| Modern Sewing | IMOS | 9.500 | 9.500 | 9.500 | 9.500 | 9.510 | 9.500 | 9.500 | 0.00 | 5 | 236,272 | 2,244,584 |
| National Chemical &Plastic | INCP | 1.800 | 1.800 | 1.800 | 1.800 | 1.800 | 1.800 | 1.800 | 0.00 | 6 | 505,430 | 909,774 |
| Ready Made Clothes | IRMC | 3.970 | 3.970 | 3.970 | 3.970 | 3.710 | 3.970 | 3.750 | 5.87 | 1 | 24,342 | 96,638 |
| Total Of Industry Sector | | | | | | | | | | 57 | 19,615,052 | 69,919,835 |
| Hotels Sector | | | | | | | | | | | | |
| Baghdad Hotel | HBAG | 10.600 | 10.600 | 10.600 | 10.600 | 10.540 | 10.600 | 10.600 | 0.00 | 1 | 520 | 5,512 |
| Babylon Hotel | HBAY | 105.010 | 105.010 | 105.010 | 105.010 | 105.070 | 105.010 | 109.000 | -3.66 | 1 | 24,545 | 2,577,470 |
| Ishtar Hotel | HISH | 10.400 | 10.400 | 10.000 | 10.030 | 10.470 | 10.000 | 10.400 | -3.85 | 66 | 3,576,363 | 35,887,464 |
| National for Tourist Investm | HNTI | 10.990 | 10.990 | 10.850 | 10.890 | 11.000 | 10.850 | 11.000 | -1.36 | 17 | 278,410 | 3,033,126 |
| Total Of Hotels Sector | | | | | | | | | | 85 | 3,879,838 | 41,503,572 |
| Agriculture Sector | | | | | | | | | | | | |

| | | | | | | | | | | | | |
|-----------------------------|------|--------|--------|--------|--------|--------|--------|--------|-------|-----|---------------|---------------|
| Agricultural Products Meat | AIPM | 5.100 | 5.300 | 4.750 | 5.170 | 5.100 | 5.000 | 5.100 | -1.96 | 19 | 1,210,000 | 6,257,779 |
| Iraqi Agricultural Products | AIRP | 22.000 | 22.000 | 22.000 | 22.000 | 22.000 | 22.000 | 22.000 | 0.00 | 1 | 3,846 | 84,612 |
| Iraqi for Seed Production | AISP | 8.000 | 8.000 | 7.900 | 7.920 | 7.930 | 7.900 | 7.920 | -0.25 | 55 | 7,138,000 | 56,541,641 |
| Middle East for Production- | AMEF | 7.400 | 7.400 | 7.400 | 7.400 | 7.400 | 7.400 | 7.400 | 0.00 | 3 | 2,126,048 | 15,732,755 |
| Total Of Agriculture Sector | | | | | | | | | | 78 | 10,477,894 | 78,616,787 |
| Total Of Regular | | | | | | | | | | 707 | 1,188,465,215 | 1,833,047,324 |

Non Regular Market Bulletin No (110)

| Company Name | Code | opening Price | highest price | lowest price | Average price | Prev Average price | Closing Price | prev closing price | change (%) | No.of Trades | Traded Volume | Traded Value |
|-------------------------------|------|---------------|---------------|--------------|---------------|--------------------|---------------|--------------------|------------|--------------|---------------|---------------|
| Banks Sector | | | | | | | | | | | | |
| International Islamic Bank | BINT | 0.320 | 0.330 | 0.320 | 0.330 | 0.360 | 0.330 | 0.350 | -5.71 | 5 | 442,050,000 | 145,876,000 |
| Al Attaa Islamic Bank | BLAD | 0.140 | 0.140 | 0.140 | 0.140 | 0.140 | 0.140 | 0.140 | 0.00 | 1 | 4,000,000 | 560,000 |
| Al Mustashar Bank | BMUI | 1.000 | 1.000 | 1.000 | 1.000 | 1.000 | 1.000 | 1.000 | 0.00 | 1 | 7,000,000,000 | 7,000,000,000 |
| Credit Bank | BROI | 0.930 | 0.930 | 0.930 | 0.930 | 0.910 | 0.930 | 0.910 | 2.20 | 1 | 50,000 | 46,500 |
| Total Of Banks Sector | | | | | | | | | | 8 | 7,446,100,000 | 7,146,482,500 |
| Investment Sector | | | | | | | | | | | | |
| Al-Ameen for Financial Invest | VAMF | 1.000 | 1.000 | 1.000 | 1.000 | 1.000 | 1.000 | 1.000 | 0.00 | 1 | 13,718 | 13,718 |
| Total Of Investment Sector | | | | | | | | | | 1 | 13,718 | 13,718 |
| Services Sector | | | | | | | | | | | | |
| Al-Ameen Estate Investment | SAEI | 2.500 | 2.500 | 2.420 | 2.450 | 2.550 | 2.480 | 2.540 | -2.36 | 6 | 1,280,000 | 3,140,700 |
| Total Of Services Sector | | | | | | | | | | 6 | 1,280,000 | 3,140,700 |
| Industry Sector | | | | | | | | | | | | |
| Baghdad for Packing Materi | IBPM | 2.800 | 2.800 | 2.800 | 2.800 | 2.800 | 2.800 | 2.800 | 0.00 | 4 | 150,646 | 421,809 |
| Fallujah for construction Ma | IFCM | 3.530 | 3.590 | 3.530 | 3.570 | 3.500 | 3.590 | 3.500 | 2.57 | 12 | 3,310,370 | 11,830,603 |
| National Furniture Industrie | IHFI | 2.300 | 2.300 | 2.300 | 2.300 | 2.300 | 2.300 | 2.300 | 0.00 | 1 | 19,515 | 44,885 |
| Total Of Industry Sector | | | | | | | | | | 17 | 3,480,531 | 12,297,297 |
| Hotels Sector | | | | | | | | | | | | |
| Ashour Hotel | HASH | 18.000 | 18.000 | 18.000 | 18.000 | 17.000 | 18.000 | 17.000 | 5.88 | 4 | 12,260 | 220,680 |
| Total Of Hotels Sector | | | | | | | | | | 4 | 12,260 | 220,680 |
| Total of Non Regular | | | | | | | | | | 36 | 7,450,886,509 | 7,162,154,895 |

Undisclosed Platform Companies Bulletin (111)

| Company Name | Code | opening Price | highest price | lowest price | Average price | Prev Average price | Closing Price | prev closing price | change (%) | No.of Trades | Traded Volume | Traded Value |
|----------------------------|------|---------------|---------------|--------------|---------------|--------------------|---------------|--------------------|------------|--------------|---------------|---------------|
| Banks Sector | | | | | | | | | | | | |
| Babylon Bank | BBAY | 0.070 | 0.070 | 0.070 | 0.070 | 0.070 | 0.070 | 0.070 | 0.00 | 4 | 720,025 | 50,402 |
| Total Of Banks Sector | | | | | | | | | | 4 | 720,025 | 50,402 |
| Services Sector | | | | | | | | | | | | |
| AL-Badia for General Trans | SBAG | 0.600 | 0.600 | 0.600 | 0.600 | 0.600 | 0.600 | 0.600 | 0.00 | 2 | 356,868 | 214,121 |
| Total Of Services Sector | | | | | | | | | | 2 | 356,868 | 214,121 |
| Industry Sector | | | | | | | | | | | | |
| Electronic Industries | IELI | 0.770 | 0.770 | 0.770 | 0.770 | 0.770 | 0.770 | 0.770 | 0.00 | 1 | 5,000 | 3,850 |
| Al-Hilal Industries | IHLI | 1.100 | 1.100 | 1.080 | 1.080 | 1.100 | 1.080 | 1.100 | -1.82 | 3 | 1,005,000 | 1,085,500 |
| Iraqi Carton Manufacturies | IICM | 1.400 | 1.450 | 1.400 | 1.410 | 1.420 | 1.400 | 1.420 | -1.41 | 4 | 169,599 | 238,811 |
| The Light Industries | ITLI | 0.700 | 0.710 | 0.700 | 0.710 | 0.700 | 0.710 | 0.700 | 1.43 | 15 | 9,000,000 | 6,385,000 |
| Total Of Industry Sector | | | | | | | | | | 23 | 10,179,599 | 7,713,161 |
| Total of un disclosed | | | | | | | | | | 29 | 11,256,492 | 7,977,683 |
| Grand Total | | | | | | | | | | 772 | 8,650,608,216 | 9,003,179,902 |

Iraq Stock Exchange
Non Iraqis' Bulletin Wednesday June 12 2024
Regular Market



Non Iraqi Trading of Regular Market (Sell)

| Company Names | Code | No.of trades | Traded Shares | Trading Volume |
|--------------------------|------|--------------|-------------------|--------------------|
| Banks Sector | | | | |
| Bank Of Baghdad | BBOB | 16 | 45,000,000 | 142,840,000 |
| National Bank Of Iraq | BNOI | 2 | 3,000,000 | 8,400,000 |
| Total Bank sector | | 18 | 48,000,000 | 151,240,000 |
| Grand Total | | 18 | 48,000,000 | 151,240,000 |

Iraq Stock Exchange



Trading Session Wednesday 12/6/2024

Not Trading OTC

| Company Name | Code | Previous Average price |
|------------------|------|------------------------|
| Rabee Securities | FRSE | — |
| Karmal Brokerage | FKSX | 10.000 |



Not Trading Bonds Bulletin

| Bond type | Publish type | Code | last trading price | immortilize date |
|---------------------------|--------------|------|--------------------|------------------|
| Banaa Bonds / million ID | First | CB10 | 1030000 | 12/10/2025 |
| Banaa Bonds / million ID | second | CB20 | 964981 | 19/12/2025 |
| Amara Bonds /500 thousand | First | CB25 | — | 10/09/2025 |
| Amara Bonds /Million ID | First | CB30 | 984000 | 10/09/2027 |
| Amara Bonds /500 thousand | Second | CB35 | — | — |
| Amara Bonds /Million ID | Second | CB40 | — | — |
| Amara Bonds /500 thousand | Third | CB45 | — | — |
| Amara Bonds /Million ID | Third | CB50 | — | — |

Iraq Stock Exchange non trading companies on Tuesday 11/6/2024

| Company Names | Code | Previous Average Price | Closing Price |
|--------------------------------------|------|------------------------|---------------|
| Banking Sector | | | |
| Asia Al Iraq Islamic Bank | BAIB | 0.900 | 0.900 |
| Cihan Islamic Bank | BCIH | 2.200 | 2.200 |
| Union Bank of Iraq | BUOI | 0.220 | 0.220 |
| Kurdistan International Bank | BKUI | 0.900 | 0.900 |
| Telecommunication Sector | | | |
| Al-Khatem Telecoms | TZNI | 2.700 | 2.700 |
| Insurance Sector | | | |
| Dar Al-Salam for Insurance | NDSA | 0.840 | 0.840 |
| Al-Ameen for Insurance | NAME | 0.650 | 0.650 |
| Services Sector | | | |
| Kharkh Tour Amuzement City | SKTA | 4.350 | 4.350 |
| Al-Nukhba for construction | SNUC | 0.650 | 0.650 |
| Al-Mosul for funfairs | SMOF | 8.500 | 8.500 |
| Industry Sector | | | |
| Iraqi Engineering Works | IIEW | 3.850 | 3.850 |
| Iraqi Marketing Date | IIDP | 1.610 | 1.610 |
| Hotels Sector | | | |
| Tourist Village of Mosul dam | HTVM | 11.000 | 11.000 |
| Al-Mansour Hotel | HMAN | 44.160 | 44.000 |
| Agriculture Sector | | | |
| Modern for Animal Production | AMAP | 0.470 | 0.470 |
| Al-Ahlyia agricultural production | AAHP | 0.900 | 0.900 |
| Company Names | Code | Previous Average Price | Closing Price |
| Banks Sector | | | |
| World Islamic Bank | BWOR | 1.000 | 1.000 |
| Arabiya Islamic Bank | BAAI | 1.000 | 1.000 |
| Zain Al-Iraq Islamic Bank | BZII | 0.340 | 0.340 |
| Al-Qurtas Islamic Bank | BQUR | 1.000 | 1.000 |
| Arabiya Islamic Bank | BAAI | 1.000 | 1.000 |
| Ameen Al Iraq Islamic Bank | BAME | 1.000 | 1.000 |
| Al- Qabidh Islamic Bank | BQAB | 0.240 | 0.240 |
| Al Anssari Islamic Bank | BANS | 1.000 | 1.000 |
| Iraq Noor Islamic Bank | BINI | 1.050 | 1.050 |
| Erbil Bank | BERI | 0.110 | 0.110 |
| Trans Iraq Bank for Investment | BTRI | 0.740 | 0.740 |
| AL- Mashreq al-Arabi Islamic Bank | BAMS | - | - |
| Region Trade Bank | BRTB | 1.000 | 1.000 |
| Erbil Bank | BERI | 0.110 | 0.110 |
| Trust International Islamic Bank | BTRU | 0.750 | 0.750 |
| Al Janoob Islamic Bank Investment | BJAB | 1.000 | 1.000 |
| Insurance Sector | | | |
| Al -Hamraa Insurance | NHAM | 0.950 | 0.950 |
| Alahliya For Insurance | NAHF | 0.310 | 0.310 |
| Investment Sector | | | |
| Al-Zawraa for Finanical Investment | VZAF | 0.180 | 0.180 |
| AL-Wiaam for Financial Investment | VWIF | 0.350 | |
| Bain Al-Nahrain Financial Investment | VMES | 0.900 | 0.900 |
| Industry Sector | | | |
| Modern chemical industries | IMCI | 100.000 | 100.000 |
| Agriculture Sector | | | |
| Al-Ribas for Poultry and Fodder | AREB | - | - |

| Company Names | Code | Previous Average Price | Closing Price |
|---|-------------|------------------------|---------------|
| IndustrySector | | | |
| Modern Construction Materials | IMCM | 0.530 | 0.530 |
| Services Sector | | | |
| General Transportation | SIGT | 0.990 | 0.990 |
| Investment Sector | | | |
| AL- Batek Investment | VBAT | 0.380 | 0.380 |
| Alkhair for financial Investment | VKHF | 0.200 | 0.200 |
| Hotels Sector | | | |
| Palestine Hotel | HPAL | 21.520 | 21.500 |
| Al-Sadeer Hotel | HSAD | 29.000 | 29.000 |

Iraq Stock Exchange Suspended Companies

| | | |
|------------------------------|------------|---|
| Al-Rajih Islamic Bank (BRAJ) | 19/09/2021 | The trading suspended for not produce the Annual disclosure for 2020 at closing price (1.000) ID. |
| North Bank (BNOR) | 31/10/2022 | The trading suspended by ISC decision at closing price (0.070) ID. |

Iraq Stock Exchange News of listed companies Wednesday 12/6/2024

Companies News

| | |
|-------------------------------------|---|
| Tourist Village of Mosul dam (HTVM) | General Assembly Meeting will be hold on Friday 28/6/2024 at Al Mousil Modern Plaza Hall to discuss financial statement of 2023. Trading has been suspend on Monday 24/6/2024 . |
| Gulf Insurance(NGIR) | General Assembly Meeting will be hold on Sunday 30/6/2024 at AlHunting Club to discuss reduce the board of Council Administration from seven to five and election new five . Trading has been suspend on Monday 24/6/2024 . |
| Alahliya For Insurance(NAHF) | General Assembly Meeting will be hold on Tuesday 2/7/2024 at the company to discuss financial statement of 2022 , discuss the deficit, elect five members of Administration council, increasingin company capital from 7 billion to 15 billion according to (55/first) . Trading has been suspend on Thursday 27/6/2024 . |
| Region Trade Bank(BRTB) | General Assembly Meeting will be hold on Thursday 4/7/2024 at Athe company to elect new seven board of Council Administration . Trading has been suspend on Wednesday 3/7/2024 . |

out of trading

| | |
|--|--|
| Babil Animal&vegetable Products (ABAP) | General Assembly Meeting will be hold on Sunday 19/5/2024 at theAl Jadriya to discuss financial statement of 2021,2022 , cash dividend , discuss the deficit Trading has been suspend on Thursday 7/12/2023 . |
| Iraqi Land Transport (SILT) | General Assembly Meeting will be hold on Wednesday 6/3/2024 at the Trade Ministry VIP Hall to resign the current board of Administration and elect new five board of Administration .Trading has been suspend on Sunday 3/3/2024. |
| Ashur International Bank (BASH) | General Assembly Meeting will be hold on Wednesday 29/5/2024 at the Alriyada Station to discuss financial statement of 2022 , cash dividend, elect seven members of Administration council . Trading has been suspend on Sunday 26/5/2024 . |
| International Development Bank(BI) | General Assembly Meeting will be hold on Tuesday 4/6/2024 at the company Al Mansour Branch to discuss financial statement of 2023 ,cash dividend , increasing in company capital from 300 billion to 400 billion according to 56/ Fourth. Trading has been suspend on Tuesday 4/6/2024 . |
| Gulf Commercial Bank (BGUC) | General Assembly Meeting will be hold on Friday 7/6/2024 at Erbil / Armada Hotel to discuss financial statement of 2023 . Trading has been suspend on Tuesday 4/6/2024 . |
| National Islamic Bank (BNAI) | General Assembly Meeting will be hold on Saturday 8/6/2024 at the company to discuss financial statement of 2023 , increasing in company capital from 301 billion to 351 billion according to 55/ First &second. Trading has been suspend on Tuesday 4/6/2024 . |
| Ibdaa Al-Sharq Al-Awsat (SIBD) | General Assembly Meeting will be hold on Tuesday 11/6/2024 at the Iraqi Middle East Bank to resign the Auditors and elect new one . Trading has been suspend onThursday 6/6/2024 . |