

Iraq Stock Exchange



Trading Session Wednesday 10/7/2024

-

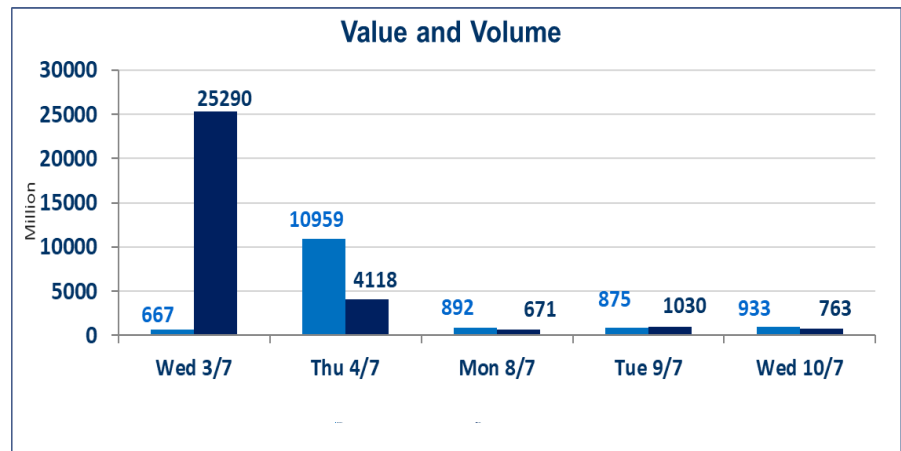
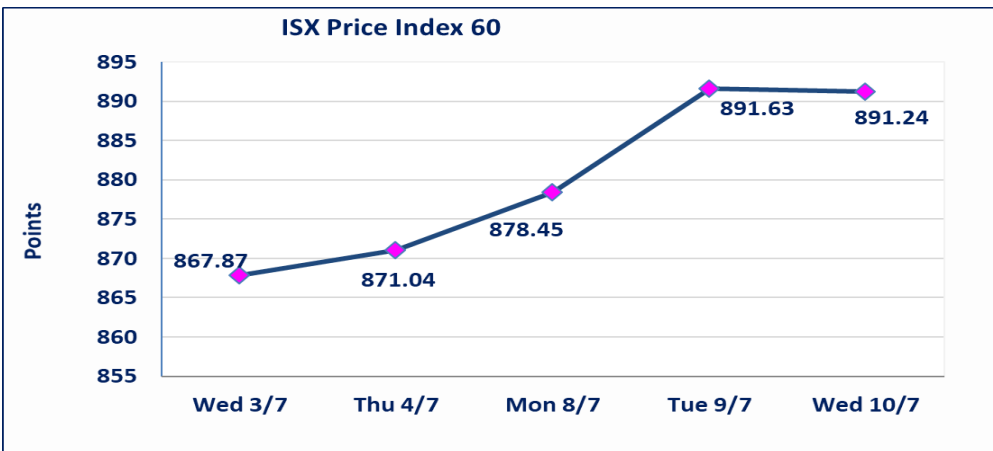
| | |
|----------------------|-------------|
| Traded Volume | 933,121,020 |
| ISX Index 60 | 891.24 |
| Previous ISX Index60 | 891.63 |
| Change % | -0.04 |
| Change | -0.39 |

| | |
|----------------------|-----|
| Listed Companies | 103 |
| Traded Companies | 33 |
| General Assembly Co. | 6 |
| Suspended Co. | 2 |

Bulletin No (124) of 2024

| | | |
|----------------------|-------------|-------------|
| Traded Value | 763,211,337 | Traders 525 |
| ISX Index 15 | 1012.62 | |
| Previous ISX Index15 | 1009.67 | |
| Change % | 0.29 | |
| Change | 2.95 | |

| | |
|-------------------------|----|
| Non Traded Co. | 62 |
| High Companies | 4 |
| Low Companies | 17 |
| Un Listed Companies OTC | 2 |



Gainers

| Company Name | Closing Price | Change (%) | Traded Volume |
|-------------------------------|---------------|------------|---------------|
| Mamoura Realestate Investment | 6.450 | 14.16 | 5,911,993 |
| Iraqi for Seed Production | 9.550 | 4.95 | 16,332,561 |
| National Chemical &Plastic | 1.770 | 1.14 | 550,000 |
| Ishtar Hotel | 9.750 | 0.31 | 370,000 |

Losers

| Company Name | Closing Price | Change (%) | Traded Volume |
|----------------------------|---------------|------------|---------------|
| Al Attaa Islamic Bank | 0.140 | -6.67 | 11,500,000 |
| Credit Bank | 0.850 | -5.56 | 1,000,000 |
| Mosul Bank For Investment | 0.190 | -5.00 | 58,615,883 |
| Iraqi Marketing Date | 1.480 | -4.52 | 1,124,177 |
| Al-Mansour Pharmaceuticals | 1.900 | -4.04 | 2,227,459 |

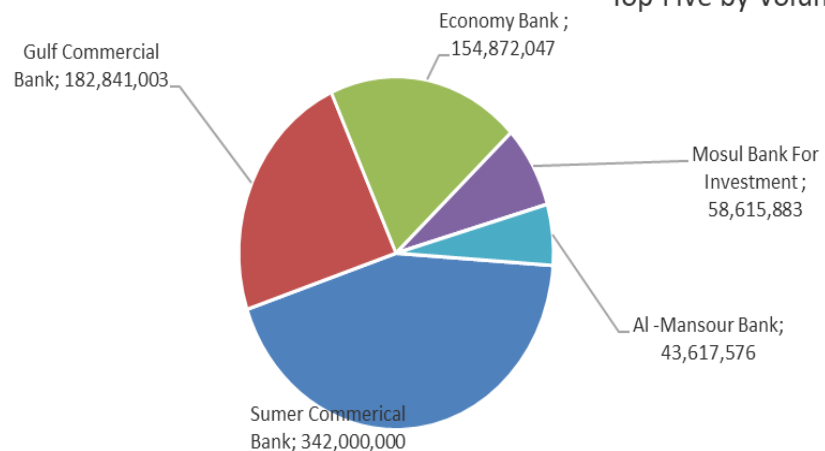
Traded Volume

| Company Name | Closing Price | Change (%) | Traded Volume |
|---------------------------|---------------|------------|---------------|
| Sumer Commerical Bank | 0.090 | 0.00 | 342,000,000 |
| Gulf Commercial Bank | 0.340 | -2.86 | 182,841,003 |
| Economy Bank | 0.230 | 0.00 | 154,872,047 |
| Mosul Bank For Investment | 0.190 | -5.00 | 58,615,883 |
| Al -Mansour Bank | 1.360 | 0.00 | 43,617,576 |

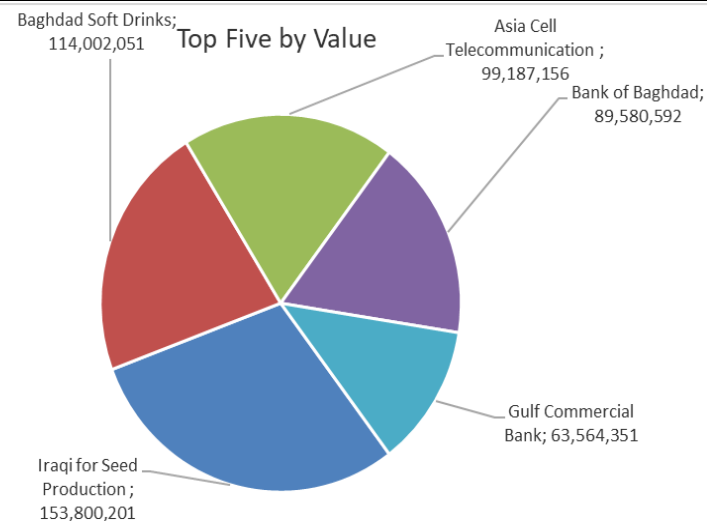
Traded Value

| Company Name | Closing Price | Change (%) | Traded Value |
|-----------------------------|---------------|------------|--------------|
| Iraqi for Seed Production | 9.550 | 4.95 | 153,800,201 |
| Baghdad Soft Drinks | 4.230 | -0.47 | 114,002,051 |
| Asia Cell Telecommunication | 9.200 | -0.22 | 99,187,156 |
| Bank of Baghdad | 3.000 | -0.33 | 89,580,592 |
| Gulf Commercial Bank | 0.340 | -2.86 | 63,564,351 |

Top Five by Volume



Top Five by Value



Regular Market Bulletin No (124)



| Company Name | Code | opening Price | highest price | lowest price | Average price | Prev Average price | Closing Price | prev closing price | change (%) | No.of Trades | Traded Volume | Traded Value |
|------------------------------------|------|---------------|---------------|--------------|---------------|--------------------|---------------|--------------------|------------|--------------|--------------------|--------------------|
| Banks Sector | | | | | | | | | | | | |
| Ashur International Bank | BASH | 0.300 | 0.300 | 0.300 | 0.300 | 0.270 | 0.300 | 0.300 | 0.00 | 6 | 5,410,000 | 1,623,000 |
| Bank of Baghdad | BBOB | 3.000 | 3.020 | 2.990 | 3.000 | 2.990 | 3.000 | 3.010 | -0.33 | 46 | 29,825,564 | 89,580,592 |
| Commercial Bank of Iraq | BCOI | 0.810 | 0.810 | 0.810 | 0.810 | 0.810 | 0.810 | 0.820 | -1.22 | 12 | 7,680,000 | 6,220,800 |
| Economy Bank | BEFI | 0.230 | 0.240 | 0.230 | 0.230 | 0.230 | 0.230 | 0.230 | 0.00 | 19 | 154,872,047 | 36,069,071 |
| Gulf Commercial Bank | BGUC | 0.350 | 0.350 | 0.340 | 0.350 | 0.350 | 0.340 | 0.350 | -2.86 | 74 | 182,841,003 | 63,564,351 |
| Investment Bank of Iraq | BIBI | 0.350 | 0.360 | 0.350 | 0.350 | 0.340 | 0.360 | 0.360 | 0.00 | 11 | 14,799,990 | 5,196,130 |
| Iraqi Islamic Bank | BIIB | 1.090 | 1.090 | 1.070 | 1.070 | 1.090 | 1.070 | 1.080 | -0.93 | 8 | 2,542,786 | 2,728,009 |
| Middle East Bank | BIME | 0.100 | 0.100 | 0.100 | 0.100 | 0.100 | 0.100 | 0.100 | 0.00 | 2 | 1,000,000 | 100,000 |
| Mosul Bank For Investment | BMFI | 0.190 | 0.190 | 0.190 | 0.190 | 0.200 | 0.190 | 0.200 | -5.00 | 15 | 58,615,883 | 11,137,018 |
| Al -Mansour Bank | BMNS | 1.360 | 1.370 | 1.350 | 1.360 | 1.360 | 1.360 | 1.360 | 0.00 | 19 | 43,617,576 | 59,120,003 |
| National Bank of Iraq | BNOI | 2.720 | 2.720 | 2.690 | 2.700 | 2.700 | 2.700 | 2.720 | -0.74 | 13 | 3,628,714 | 9,781,470 |
| Sumer Commerical Bank | BSUC | 0.090 | 0.090 | 0.090 | 0.090 | 0.090 | 0.090 | 0.090 | 0.00 | 5 | 342,000,000 | 30,780,000 |
| Total Of Banks Sector | | | | | | | | | | 230 | 846,833,563 | 315,900,444 |
| Telecommunication Sector | | | | | | | | | | | | |
| Asia Cell Telecommunication | TASC | 9.220 | 9.220 | 9.120 | 9.170 | 9.210 | 9.200 | 9.220 | -0.22 | 60 | 10,819,301 | 99,187,156 |
| Total Of Telecommunication | | | | | | | | | | 60 | 10,819,301 | 99,187,156 |
| Services Sector | | | | | | | | | | | | |
| Baghdad -Iraq Transportatio | SBPT | 42.500 | 42.500 | 42.000 | 42.000 | 44.250 | 42.000 | 43.500 | -3.45 | 4 | 126,000 | 5,292,500 |
| Mamoura Realestate Invest | SMRI | 5.600 | 6.450 | 5.600 | 6.140 | 5.620 | 6.450 | 5.650 | 14.16 | 26 | 5,911,993 | 36,320,759 |
| Total Of Services Sector | | | | | | | | | | 30 | 6,037,993 | 41,613,259 |
| Industry Sector | | | | | | | | | | | | |
| Baghdad Soft Drinks | IBSD | 4.210 | 4.280 | 4.200 | 4.220 | 4.280 | 4.230 | 4.250 | -0.47 | 42 | 26,991,521 | 114,002,051 |
| Iraqi Marketing Date | IIDP | 1.500 | 1.500 | 1.480 | 1.500 | 1.510 | 1.480 | 1.550 | -4.52 | 2 | 1,124,177 | 1,683,782 |
| Al-Mansour Pharmaceutical | IMAP | 1.860 | 1.900 | 1.860 | 1.860 | 1.850 | 1.900 | 1.980 | -4.04 | 11 | 2,227,459 | 4,143,855 |
| Modern Sewing | IMOS | 9.250 | 9.250 | 9.250 | 9.250 | 9.300 | 9.250 | 9.300 | -0.54 | 4 | 300,000 | 2,775,000 |
| National Chemical &Plastic | INCP | 1.800 | 1.800 | 1.770 | 1.770 | 1.750 | 1.770 | 1.750 | 1.14 | 2 | 550,000 | 975,000 |
| Ready Made Clothes | IRMC | 3.550 | 3.550 | 3.500 | 3.500 | 3.540 | 3.500 | 3.550 | -1.41 | 6 | 619,000 | 2,169,000 |
| Total Of Industry Sector | | | | | | | | | | 67 | 31,812,157 | 125,748,688 |
| Hotels Sector | | | | | | | | | | | | |
| Baghdad Hotel | HBAG | 10.850 | 10.850 | 10.850 | 10.850 | 10.850 | 10.850 | 10.850 | 0.00 | 2 | 500,000 | 5,425,000 |
| Babylon Hotel | HBAY | 105.030 | 105.030 | 105.000 | 105.020 | 105.030 | 105.000 | 105.030 | -0.03 | 4 | 5,824 | 611,648 |
| Ishtar Hotel | HISH | 9.750 | 9.750 | 9.750 | 9.750 | 9.710 | 9.750 | 9.720 | 0.31 | 4 | 370,000 | 3,607,500 |
| Total Of Hotels Sector | | | | | | | | | | 10 | 875,824 | 9,644,148 |
| Agriculture Sector | | | | | | | | | | | | |
| Agricultural Products Meat | AIPM | 5.400 | 5.400 | 5.400 | 5.400 | 5.400 | 5.400 | 5.400 | 0.00 | 1 | 250,000 | 1,350,000 |
| Iraqi for Seed Production | AISP | 9.080 | 9.700 | 9.000 | 9.420 | 8.710 | 9.550 | 9.100 | 4.95 | 105 | 16,332,561 | 153,800,201 |
| Total Of Agriculture Sector | | | | | | | | | | 106 | 16,582,561 | 155,150,201 |
| Total Of Regular | | | | | | | | | | 503 | 912,961,399 | 747,243,895 |

Non Regular Market Bulletin No (123)

| Company Name | Code | opening Price | highest price | lowest price | Average price | Prev Average price | Closing Price | prev closing price | change (%) | No.of Trades | Traded Volume | Traded Value |
|-----------------------------------|------|---------------|---------------|--------------|---------------|--------------------|---------------|--------------------|------------|--------------|---------------|--------------|
| Banks Sector | | | | | | | | | | | | |
| Al Attaa Islamic Bank | BLAD | 0.140 | 0.140 | 0.140 | 0.140 | 0.150 | 0.140 | 0.150 | -6.67 | 3 | 11,500,000 | 1,610,000 |
| Credit Bank | BROI | 0.850 | 0.850 | 0.850 | 0.850 | 0.900 | 0.850 | 0.900 | -5.56 | 1 | 1,000,000 | 850,000 |
| Total Of Banks Sector | | | | | | | | | | 4 | 12,500,000 | 2,460,000 |
| Investment Sector | | | | | | | | | | | | |
| Al-Ameen for Financial Invest | VAMF | 1.000 | 1.000 | 1.000 | 1.000 | 1.000 | 1.000 | 1.000 | 0.00 | 1 | 2,023,153 | 2,023,153 |
| Total Of Investment Sector | | | | | | | | | | 1 | 2,023,153 | 2,023,153 |
| Industry Sector | | | | | | | | | | | | |
| Fallujah for construction Ma | IFCM | 3.400 | 3.450 | 3.400 | 3.430 | 3.410 | 3.410 | 3.420 | -0.29 | 7 | 2,129,024 | 7,306,907 |
| Total Of Industry Sector | | | | | | | | | | 7 | 2,129,024 | 7,306,907 |
| Hotels Sector | | | | | | | | | | | | |
| Ashour Hotel | HASH | 19.000 | 19.000 | 19.000 | 19.000 | 19.000 | 19.000 | 19.000 | 0.000 | 3 | 30,000 | 570,000 |
| Total Of Hotels Sector | | | | | | | | | | 3 | 30,000 | 570,000 |
| Total of Non Regular | | | | | | | | | | 15 | 16,682,177 | 12,360,060 |

Undisclosed Platform Companies Bulletin (124)

| Company Name | Code | opening Price | highest price | lowest price | Average price | Prev Average price | Closing Price | prev closing price | change (%) | No.of Trades | Traded Volume | Traded Value |
|---------------------------------|------|---------------|---------------|--------------|---------------|--------------------|---------------|--------------------|------------|--------------|---------------|--------------|
| Industry Sector | | | | | | | | | | | | |
| Electronic Industries | IELI | 0.700 | 0.700 | 0.700 | 0.700 | 0.700 | 0.700 | 0.700 | 0.00 | 2 | 1,800,000 | 1,260,000 |
| Iraqi Carton Manufactories | IICM | 1.370 | 1.400 | 1.370 | 1.400 | 1.380 | 1.400 | 1.400 | 0.00 | 5 | 1,677,444 | 2,347,382 |
| Total Of Industry Sector | | | | | | | | | | 7 | 3,477,444 | 3,607,382 |
| Total of un disclosed | | | | | | | | | | 7 | 3,477,444 | 3,607,382 |
| Grand Total | | | | | | | | | | 525 | 933,121,020 | 763,211,337 |

Iraq Stock Exchange
Non Iraqis' Bulletin Wednesday July 10 2024
Regular Market



Non Iraqi Trading of Regular Market (Buy)

| Company Names | Code | No.of trades | Traded Shares | Trading Volume |
|--------------------------|------|--------------|------------------|------------------|
| Banks Sector | | | | |
| Bank Of Baghdad | BBOB | 2 | 300,000 | 900,000 |
| Al-Mansour Bank | BMNS | 1 | 880,000 | 1,196,800 |
| Total Bank sector | | 3 | 1,180,000 | 2,096,800 |
| Grand Total | | 3 | 1,180,000 | 2,096,800 |

Non Iraqi Trading of Regular Market (Sell)

| Company Names | Code | No.of trades | Traded Shares | Trading Volume |
|-----------------------------------|------|--------------|------------------|-------------------|
| Banks Sector | | | | |
| Bank Of Baghdad | BBOB | 4 | 6,000,000 | 18,040,000 |
| Iraqi Middle East Investment Bank | BIME | 2 | 1,000,000 | 100,000 |
| National Bank Of Iraq | BNOI | 1 | 317 | 862 |
| Total Bank sector | | 7 | 7,000,317 | 18,140,862 |
| Grand Total | | 7 | 7,000,317 | 18,140,862 |

Iraq Stock Exchange

Wednesday 10/7/2024



Not Trading OTC

| Company Name | Code | Previous Average price |
|------------------|------|------------------------|
| Rabee Securities | FRSE | — |
| Karmal Brokerage | FKSX | 10.000 |



Not Trading Bonds Bulletin

| Bond type | Publish type | Code | last trading price | immortilize date |
|---------------------------|--------------|------|--------------------|------------------|
| Banaa Bonds / million ID | First | CB10 | 1030000 | 12/10/2025 |
| Banaa Bonds / million ID | second | CB20 | 964981 | 19/12/2025 |
| Amara Bonds /500 thousand | First | CB25 | — | 10/09/2025 |
| Amara Bonds /Million ID | First | CB30 | 984000 | 10/09/2027 |
| Amara Bonds /500 thousand | Second | CB35 | — | — |
| Amara Bonds /Million ID | Second | CB40 | — | — |
| Amara Bonds /500 thousand | Third | CB45 | — | — |
| Amara Bonds /Million ID | Third | CB50 | — | — |

Iraq Stock Exchange non trading companies on Wednesday 10/7/2024

| Company Names | Code | Previous Average Price | Closing Price |
|---|------|------------------------|---------------|
| Banking Sector | | | |
| Asia Al Iraq Islamic Bank | BAIB | 0.900 | 0.900 |
| Cihan Islamic Bank | BCIH | 2.200 | 2.200 |
| National Islamic Bank | BNAI | 0.620 | 0.620 |
| Elaf Islamic Bank | BELF | 0.440 | 0.440 |
| Al-Taif Islamic Bank | BTIB | 0.690 | 0.690 |
| Kurdistan International Bank | BKUI | 1.000 | 1.000 |
| Union Bank of Iraq | BUOI | 0.220 | 0.220 |
| United Bank | BUND | 0.080 | 0.080 |
| Telecommunication Sector | | | |
| Al-Khatem Telecoms | TZNI | 2.540 | 2.540 |
| Insurance Sector | | | |
| Al-Ameen for Insurance | NAME | 0.650 | 0.650 |
| Dar Al-Salam for Insurance | NDSA | 0.780 | 0.780 |
| Gulf Insurance | NGIR | 0.430 | 0.420 |
| Services Sector | | | |
| Al-Nukhba for construction | SNUC | 0.650 | 0.650 |
| Rehab Karbala | HKAR | 0.700 | 0.700 |
| Kharkh Tour Amuzement City | SKTA | 4.400 | 4.400 |
| Al-Mosul for funfairs | SMOF | 8.600 | 8.600 |
| Industry Sector | | | |
| | | 1.750 | 1.750 |
| Iraqi Engineering Works | IIEW | 3.980 | 4.000 |
| Al -Khazer Road for Construction Material | IKHC | 2.100 | 2.100 |
| Metallic Industries and Bicycles | IMIB | 2.000 | 2.000 |
| Hotels Sector | | | |
| National for Tourist Investment | HNTI | 11.500 | 11.500 |
| Tourist Village of Mosul dam | HTVM | 11.000 | 11.000 |
| Al-Mansour Hotel | HMAN | 45.000 | 45.000 |
| Agriculture Sector | | | |
| Babil Animal&vegetable Products | ABAP | - | - |
| Modern for Animal Production | AMAP | 0.500 | 0.500 |
| Iraqi Agricultural Products | AIRP | 24.000 | 24.000 |
| Middle East for Production- Fish | AMEF | 7.500 | 7.500 |
| Al-Ahlyia agricultural production | AAHP | 0.900 | 0.900 |
| Company Names | Code | Previous Average Price | Closing Price |
| Banks Sector | | | |
| World Islamic Bank | BWOR | 1.000 | 1.000 |
| Arabiya Islamic Bank | BAAI | 1.000 | 1.000 |
| Al-Qurtas Islamic Bank | BQUR | 1.000 | 1.000 |
| Arabiya Islamic Bank | BAAI | 1.000 | 1.000 |
| Ameen Al Iraq Islamic Bank | BAME | 1.000 | 1.000 |
| Al- Qabidh Islamic Bank | BQAB | 0.240 | 0.240 |
| Al Anssari Islamic Bank | BANS | 1.000 | 1.000 |
| Erbil Bank | BERI | 0.110 | 0.110 |
| AL- Mashreq al-Arabi Islamic Bank | BAMS | - | - |
| Erbil Bank | BERI | 0.110 | 0.110 |
| Trust International Islamic Bank | BTRU | 0.750 | 0.750 |
| Al Janoob Islamic Bank Investment | BJAB | 1.000 | 1.000 |
| Al Mustashar Bank | BMUI | 1.000 | 1.000 |
| Region Trade Bank | BRTB | 1.000 | 1.000 |
| Trans Iraq Bank for Investment | BTRI | 0.700 | 0.700 |
| Zain Al-Iraq Islamic Bank | BZII | 0.340 | 0.340 |
| Region Trade Bank | BRTB | 1.000 | 1.000 |
| Iraq Noor Islamic Bank | BINI | 0.940 | 0.940 |
| International Islamic Bank | BINT | 0.350 | 0.350 |

| Insurance Sector | | | |
|--------------------------------------|------|------------------------|---------------|
| Al -Hamraa Insurance | NHAM | 0.900 | 0.900 |
| Investment Sector | | | |
| Al-Zawraa for Financial Investment | VZAF | 0.180 | 0.180 |
| AL-Wiaam for Financial Investment | VWIF | 0.350 | 0.350 |
| Bain Al-Nahrain Financial Investment | VMES | 0.900 | 0.900 |
| Services Sector | | | |
| Al-Ameen Estate Investment | SAEI | 2.800 | 2.800 |
| Industry Sector | | | |
| Modern chemical industries | IMCI | 100.000 | 100.000 |
| Baghdad for Packing Materials | IBPM | 2.800 | |
| National Furniture Industries | IHFI | 2.300 | 2.300 |
| Agriculture Sector | | | |
| Al-Ribas for Poultry and Fodder | AREB | - | - |
| Company Names | Code | Previous Average Price | Closing Price |
| Banks Sector | | | |
| Babylon Bank | BBAY | 0.070 | 0.070 |
| Investment Sector | | | |
| AL- Batek Investment | VBAT | 0.380 | 0.380 |
| Alkhair for financial Investment | VKHF | 0.200 | 0.200 |
| Services Sector | | | |
| AL-Badia for General Trans | SBAG | 0.600 | 0.600 |
| General Transportation | SIGT | 0.970 | 0.970 |
| Industry Sector | | | |
| Modern Construction Materials | IMCM | 0.520 | 0.520 |
| Al-Hilal Industries | IHLI | 1.080 | 1.070 |
| The Light Industries | ITLI | 0.700 | 0.700 |
| Hotels Sector | | | |
| Palestine Hotel | HPAL | 21.000 | 21.000 |
| Al-Sadeer Hotel | HSAD | 28.750 | 28.750 |

Iraq Stock Exchange Suspended Companies

| | | |
|------------------------------|------------|---|
| Al-Rajih Islamic Bank (BRAJ) | 19/09/2021 | The trading suspended for not produce the Annual disclosure for 2020 at closing price (1.000) ID. |
| North Bank (BNOR) | 31/10/2022 | The trading suspended by ISC decision at closing price (0.070) ID. |

Iraq Stock Exchange News of listed companies Wednesday 10/7/2024

Companies News

| | |
|---------------------------------------|---|
| National Chemical & Plastic (INCP) | General Assembly Meeting will be hold on Tuesday 23/7/2024 at the Iraqi Economic Union to discuss financial statement of 2022, discuss the deficit . Trading has been suspend on Wednesday 17/7/2024 . |
| Al -Hamraa Insurance (NHAM) | General Assembly Meeting will be hold on Wednesday 24/7/2024 at the the company to discuss financial statement of 2022, elect new board . Trading has been suspend on Sunday 21/7/2024 . |
| Al-Taif Islamic Bank(BTIB) | General Assembly Meeting will be hold on Sunday 28/7/2024 at the company to discuss financial statement of 2023, discuss the cash dividend . Trading has been suspend on Tuesday 23/7/2024 . |
| Trans Iraq Bank for Investment(BTRI) | General Assembly Meeting will be hold on Monday 29/7/2024 at the company o discuss financial statement of 2023, discuss the cash dividend .Trading has been suspend on Wednesday 24/7/2024 . |
| Karmal Brokerage (FKSX) | General Assembly Meeting will be hold on Tuesday 30/7/2024 at the company to discuss financial statement of 2023, discuss the cash dividend , increasing in company capital from (260,000,000) ID to (600,000,000) ID according to (second /55) . last session will be on Monday 29/7/2024 .and re trading will be on Wednesday session 31/7/2024 . |
| out of trading | |
| Iraqi Land Transport (SILT) | General Assembly Meeting will be hold on Wednesday 6/3/2024 at the Trade Ministry VIP Hall to resign the current board of Administration and elect new five board of Administration .Trading has been suspend on Sunday 3/3/2024. |
| International Development Bank(EDB) | General Assembly Meeting will be hold on Tuesday 4/6/2024 at the company Al Mansour Branch to discuss financial statement of 2023 ,cash dividend , increasing in company capital from 300 billion to 400 billion according to 56/ Fourth. Trading has been suspend on Tuesday 4/6/2024 . |
| Ibdaa Al-Sharq Al-Awsat (SIBD) | General Assembly Meeting will be hold on Tuesday 11/6/2024 at the Iraqi Middle East Bank to resign the Auditors and elect new one . Trading has been suspend onThursday 6/6/2024 . |
| Alahliya For Insurance(NAHF) | General Assembly Meeting will be hold on Tuesday 2/7/2024 at the company to discuss financial statement of 2022 , discuss the deficit, elect five members of Administration council, increasingin company capital from 7 billion to 15 billion according to (55/first) . Trading has been suspend on Thursday 27/6/2024 . |
| Al-Kindi of Veterinary Vaccines(IKLV) | General Assembly Meeting will be hold on Wednesday 3/7/2024 at Athe company to elect new five board of Council Administration . Trading has been suspend on Sunday 30/6/2024 . |
| Iraqi For Tufted Carpets(IITC) | General Assembly Meeting will be hold on Sunday 14/7/2024 at the Iraqi Economic Union to discuss financial statement of 2023 . Trading has been suspend on Tuesday 9/7/2024 . |