

## Iraq Stock Exchange

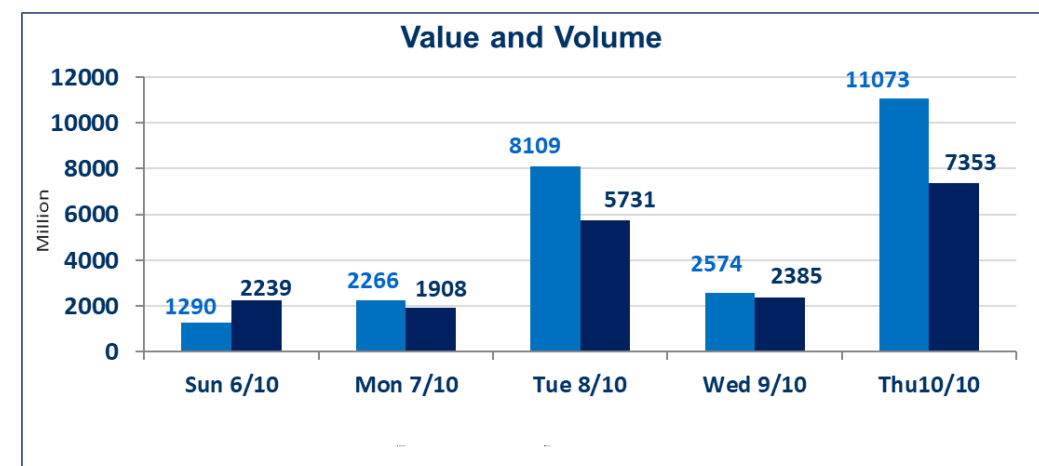
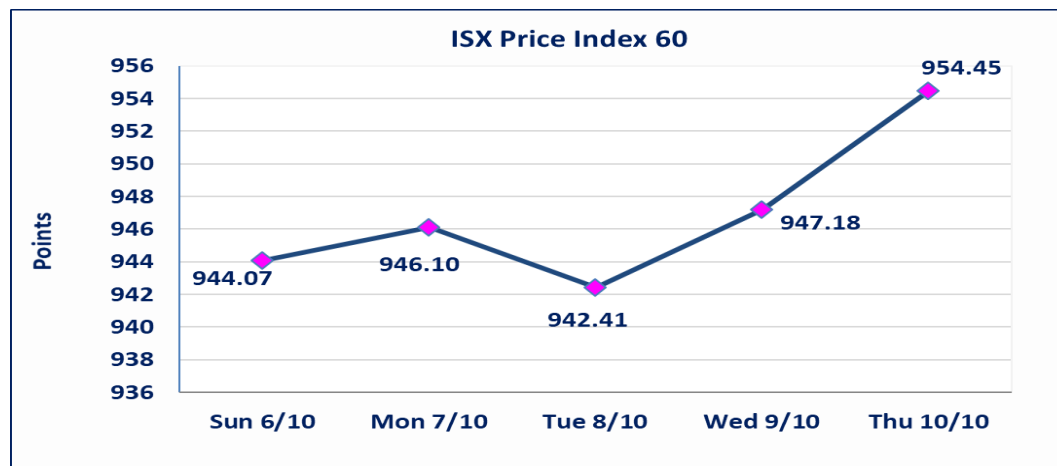
Trading Session Thursday 10/10/2024 -

|                      |                |
|----------------------|----------------|
| Traded Volume        | 11,073,536,071 |
| ISX Index 60         | 954.45         |
| Previous ISX Index60 | 947.18         |
| Change %             | 0.77           |
| Change               | 7.27           |
| Listed Companies     | 103            |
| Traded Companies     | 39             |
| General Assembly Co. | 8              |
| Suspended Co.        | 7              |



Bulletin No (186) of 2024

|                         |               |             |
|-------------------------|---------------|-------------|
| Traded Value            | 7,353,618,519 | Traders 880 |
| ISX Index 15            | 1056.01       |             |
| Previous ISX Index15    | 1051.80       |             |
| Change %                | 0.4           |             |
| Change                  | 4.21          |             |
| Non Traded Co.          | 49            |             |
| High Companies          | 11            |             |
| Low Companies           | 11            |             |
| Un Listed Companies OTC | 4             |             |



Special Orders

Alhikma brokerage Firms (Buy) & AlAthmar brokerage Firms (Sell) executed private Cross to Trans Iraq Bank for Investment with volume (1,600,000,000) share and value (784,000,000) IQD, on an additional session time after 12 o'clock .

Special Orders

Alhikma brokerage Firms (Buy) & (Sell) executed International Cross to Trans Iraq Bank for Investment with volume (8,600,000,000) share and value (4,214,000,000) IQD, on an additional session time after 12 o'clock .

### Gainers

| Company Name               | Closing Price | Change (%) | Traded Volume |
|----------------------------|---------------|------------|---------------|
| Al-Mansour Pharmaceuticals | 2.240         | 7.69       | 26,955,065    |
| Ashur International Bank   | 0.300         | 3.45       | 100,000       |
| Iraqi Islamic Bank         | 1.560         | 1.96       | 102,558,979   |
| National Bank of Iraq      | 2.880         | 1.77       | 39,282,683    |
| Commercial Bank of Iraq    | 0.860         | 1.18       | 94,251,761    |

### Losers

| Company Name                    | Closing Price | Change (%) | Traded Volume |
|---------------------------------|---------------|------------|---------------|
| Al-Nukhba for construction      | 0.640         | -5.88      | 1,176,213     |
| Kurdistan International Bank    | 0.900         | -5.26      | 4,800,000     |
| National Chemical & Plastic     | 1.830         | -3.68      | 45,000        |
| Kharkh Tour Amuzement City      | 4.100         | -2.38      | 990,000       |
| National for Tourist Investment | 9.000         | -2.17      | 720,630       |

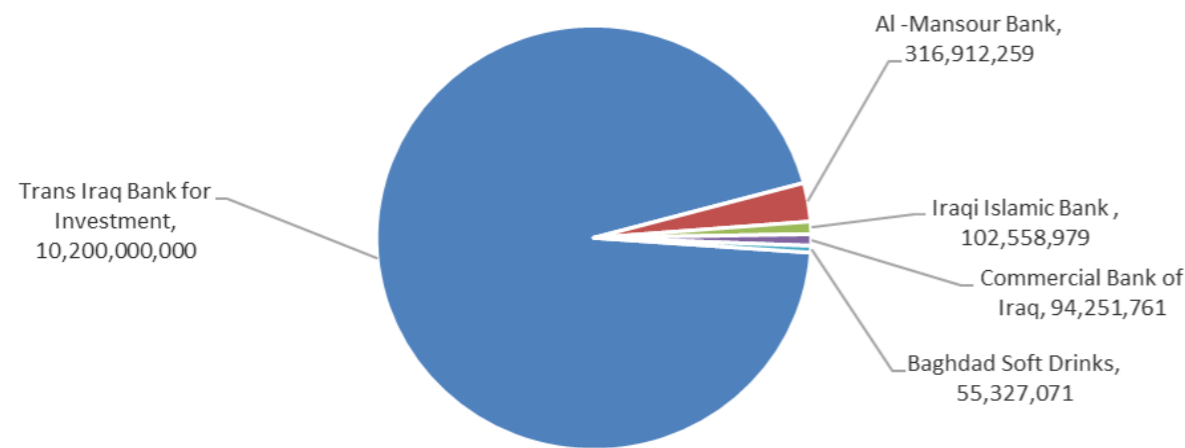
### Traded Volume

| Company Name                   | Closing Price | Change (%) | Traded Volume  |
|--------------------------------|---------------|------------|----------------|
| Trans Iraq Bank for Investment | 0.490         | 0.00       | 10,200,000,000 |
| Al -Mansour Bank               | 1.860         | 1.09       | 316,912,259    |
| Iraqi Islamic Bank             | 1.560         | 1.96       | 102,558,979    |
| Commercial Bank of Iraq        | 0.860         | 1.18       | 94,251,761     |
| Baghdad Soft Drinks            | 4.170         | 0.97       | 55,327,071     |

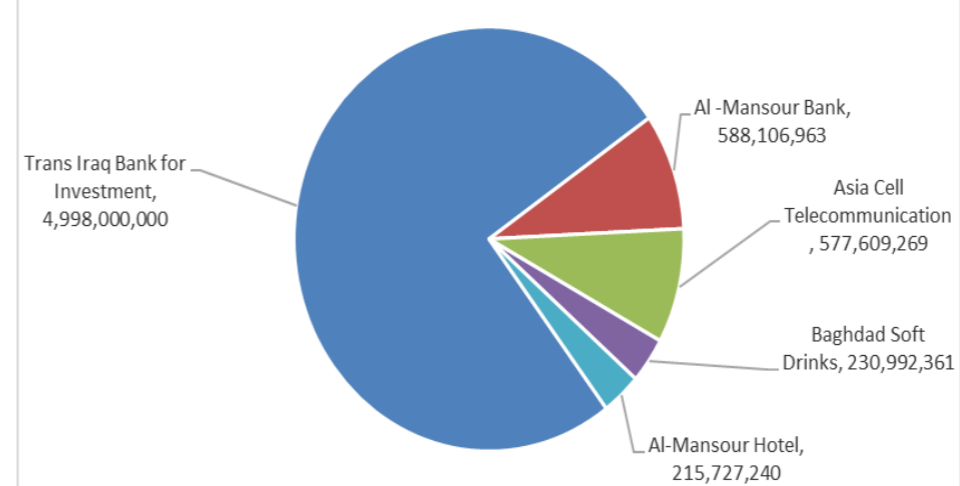
### Traded Value

| Company Name                   | Closing Price | Change (%) | Traded Value  |
|--------------------------------|---------------|------------|---------------|
| Trans Iraq Bank for Investment | 0.490         | 0.00       | 4,998,000,000 |
| Al -Mansour Bank               | 1.860         | 1.09       | 588,106,963   |
| Asia Cell Telecommunication    | 11.300        | 0.00       | 577,609,269   |
| Baghdad Soft Drinks            | 4.170         | 0.97       | 230,992,361   |
| Al-Mansour Hotel               | 40.000        | 0.00       | 215,727,240   |

Top Five by Volume



Top Five by Value



## Regular Market Bulletin No (186)



| Company Name                       | Code | opening Price | highest price | lowest price | Average price | Prev Average price | Closing Price | prev closing price | change (%) | No.of Trades | Traded Volume      | Traded Value         |
|------------------------------------|------|---------------|---------------|--------------|---------------|--------------------|---------------|--------------------|------------|--------------|--------------------|----------------------|
| <b>Banks Sector</b>                |      |               |               |              |               |                    |               |                    |            |              |                    |                      |
| Ashur International Bank           | BASH | 0.300         | 0.300         | 0.300        | 0.300         | 0.290              | 0.300         | 0.290              | 3.45       | 1            | 100,000            | 30,000               |
| Bank of Baghdad                    | BBOB | 3.060         | 3.090         | 3.050        | 3.070         | 3.050              | 3.080         | 3.060              | 0.65       | 68           | 49,405,036         | 151,575,852          |
| Cihan Islamic Bank                 | BCIH | 2.030         | 2.030         | 2.030        | 2.030         | 2.030              | 2.030         | 2.030              | 0.00       | 1            | 500,000            | 1,015,000            |
| Commercial Bank of Iraq            | BCOI | 0.850         | 0.860         | 0.850        | 0.850         | 0.850              | 0.860         | 0.850              | 1.18       | 49           | 94,251,761         | 80,543,997           |
| Economy Bank                       | BEFI | 0.260         | 0.260         | 0.260        | 0.260         | 0.260              | 0.260         | 0.260              | 0.00       | 6            | 16,000,000         | 4,160,000            |
| Gulf Commercial Bank               | BGUC | 0.330         | 0.330         | 0.330        | 0.330         | 0.330              | 0.330         | 0.330              | 0.00       | 5            | 8,731,770          | 2,881,484            |
| Investment Bank of Iraq            | BIBI | 0.310         | 0.310         | 0.310        | 0.310         | 0.310              | 0.310         | 0.310              | 0.00       | 1            | 3,019,541          | 936,058              |
| Iraqi Islamic Bank                 | BIIB | 1.530         | 1.560         | 1.530        | 1.550         | 1.510              | 1.560         | 1.530              | 1.96       | 136          | 102,558,979        | 158,472,628          |
| Middle East Bank                   | BIME | 0.070         | 0.070         | 0.070        | 0.070         | 0.070              | 0.070         | 0.070              | 0.00       | 14           | 52,700,000         | 3,689,000            |
| Kurdistan International Bank       | BKUI | 0.930         | 0.930         | 0.900        | 0.910         | 0.950              | 0.900         | 0.950              | -5.26      | 2            | 4,800,000          | 4,350,000            |
| Al -Mansour Bank                   | BMNS | 1.840         | 1.860         | 1.840        | 1.860         | 1.840              | 1.860         | 1.840              | 1.09       | 121          | 316,912,259        | 588,106,963          |
| National Bank of Iraq              | BNOI | 2.800         | 2.900         | 2.800        | 2.880         | 2.830              | 2.880         | 2.830              | 1.77       | 68           | 39,282,683         | 112,987,052          |
| <b>Total Of Banks Sector</b>       |      |               |               |              |               |                    |               |                    |            | <b>472</b>   | <b>688,262,029</b> | <b>1,108,748,034</b> |
| <b>Telecommunication Sector</b>    |      |               |               |              |               |                    |               |                    |            |              |                    |                      |
| Asia Cell Telecommunication        | TASC | 11.300        | 11.310        | 11.300       | 11.300        | 11.310             | 11.300        | 11.300             | 0.00       | 117          | 51,115,776         | 577,609,269          |
| <b>Total Of Telecommunication</b>  |      |               |               |              |               |                    |               |                    |            | <b>117</b>   | <b>51,115,776</b>  | <b>577,609,269</b>   |
| <b>Services Sector</b>             |      |               |               |              |               |                    |               |                    |            |              |                    |                      |
| Baghdad -Iraq Transportatio        | SBPT | 57.000        | 57.000        | 55.000       | 56.340        | 57.000             | 57.000        | 57.000             | 0.00       | 14           | 996,000            | 56,114,750           |
| Kharkh Tour Amuzement Cit          | SKTA | 4.110         | 4.150         | 4.100        | 4.110         | 4.110              | 4.100         | 4.200              | -2.38      | 13           | 990,000            | 4,072,500            |
| Mamoura Realestate Invest          | SMRI | 5.250         | 5.250         | 5.100        | 5.140         | 5.350              | 5.250         | 5.350              | -1.87      | 7            | 914,228            | 4,699,697            |
| Al-Nukhba for construction         | SNUC | 0.640         | 0.640         | 0.640        | 0.640         | 0.680              | 0.640         | 0.680              | -5.88      | 17           | 1,176,213          | 752,776              |
| Rehab Karbala                      | HKAR | 0.400         | 0.400         | 0.400        | 0.400         | 0.400              | 0.400         | 0.400              | 0.00       | 2            | 1,100,000          | 440,000              |
| <b>Total Of Services Sector</b>    |      |               |               |              |               |                    |               |                    |            | <b>53</b>    | <b>5,176,441</b>   | <b>66,079,723</b>    |
| <b>Industry Sector</b>             |      |               |               |              |               |                    |               |                    |            |              |                    |                      |
| Baghdad Soft Drinks                | IBSD | 4.120         | 4.210         | 4.100        | 4.180         | 4.070              | 4.170         | 4.130              | 0.97       | 68           | 55,327,071         | 230,992,361          |
| Iraqi Engineering Works            | IIEW | 9.300         | 9.300         | 9.300        | 9.300         | 9.400              | 9.300         | 9.400              | -1.06      | 1            | 10,000             | 93,000               |
| Al-Mansour Pharmaceutical          | IMAP | 2.080         | 2.260         | 2.080        | 2.210         | 2.080              | 2.240         | 2.080              | 7.69       | 35           | 26,955,065         | 59,614,196           |
| Modern Sewing                      | IMOS | 8.520         | 8.600         | 8.520        | 8.550         | 8.580              | 8.550         | 8.600              | -0.58      | 5            | 125,384            | 1,072,592            |
| Ready Made Clothes                 | IRMC | 3.420         | 3.420         | 3.390        | 3.400         | 3.410              | 3.390         | 3.420              | -0.88      | 6            | 233,517            | 793,890              |
| <b>Total Of Industry Sector</b>    |      |               |               |              |               |                    |               |                    |            | <b>115</b>   | <b>82,651,037</b>  | <b>292,566,038</b>   |
| <b>Hotels Sector</b>               |      |               |               |              |               |                    |               |                    |            |              |                    |                      |
| Baghdad Hotel                      | HBAG | 11.000        | 11.000        | 11.000       | 11.000        | 11.050             | 11.000        | 11.050             | -0.45      | 2            | 100,000            | 1,100,000            |
| Al-Mansour Hotel                   | HMAN | 40.000        | 40.000        | 40.000       | 40.000        | 40.000             | 40.000        | 40.000             | 0.00       | 46           | 5,393,181          | 215,727,240          |
| National for Tourist Investm       | HNTI | 9.200         | 9.200         | 9.000        | 9.040         | 9.200              | 9.000         | 9.200              | -2.17      | 9            | 720,630            | 6,516,670            |
| <b>Total Of Hotels Sector</b>      |      |               |               |              |               |                    |               |                    |            | <b>57</b>    | <b>6,213,811</b>   | <b>223,343,910</b>   |
| <b>Agriculture Sector</b>          |      |               |               |              |               |                    |               |                    |            |              |                    |                      |
| Iraqi for Seed Production          | AISP | 8.320         | 8.350         | 8.320        | 8.340         | 8.330              | 8.350         | 8.320              | 0.36       | 32           | 5,851,736          | 48,807,534           |
| <b>Total Of Agriculture Sector</b> |      |               |               |              |               |                    |               |                    |            | <b>32</b>    | <b>5,851,736</b>   | <b>48,807,534</b>    |
| <b>Total Of Regular</b>            |      |               |               |              |               |                    |               |                    |            | <b>846</b>   | <b>839,270,830</b> | <b>2,317,154,508</b> |

## Non Regular Market Bulletin No (185)

| Company Name                        | Code | opening Price | highest price | lowest price | Average price | Prev Average price | Closing Price | prev closing price | change (%) | No.of Trades | Traded Volume         | Traded Value         |
|-------------------------------------|------|---------------|---------------|--------------|---------------|--------------------|---------------|--------------------|------------|--------------|-----------------------|----------------------|
| <b>Banks Sector</b>                 |      |               |               |              |               |                    |               |                    |            |              |                       |                      |
| International Islamic Bank          | BINT | 0.250         | 0.250         | 0.250        | 0.250         | 0.250              | 0.250         | 0.250              | 0.00       | 2            | 250,000               | 62,500               |
| Credit Bank                         | BROI | 0.890         | 0.890         | 0.890        | 0.890         | 0.890              | 0.890         | 0.890              | 0.00       | 3            | 2,546,600             | 2,266,474            |
| Trans Iraq Bank for Investment      | BTRI | 0.490         | 0.490         | 0.490        | 0.490         | 0.490              | 0.490         | 0.490              | 0.00       | 2            | 10,200,000,000        | 4,998,000,000        |
| <b>Total Of Banks Sector</b>        |      |               |               |              |               |                    |               |                    |            | <b>7</b>     | <b>10,202,796,600</b> | <b>5,000,328,974</b> |
| <b>Industry Sector</b>              |      |               |               |              |               |                    |               |                    |            |              |                       |                      |
| Fallujah for construction Materials | IFCM | 3.320         | 3.320         | 3.320        | 3.320         | 3.310              | 3.320         | 3.310              | 0.30       | 1            | 1,500,000             | 4,980,000            |
| National Furniture Industries       | IHFI | 1.460         | 1.460         | 1.460        | 1.460         | 1.470              | 1.460         | 1.470              | -0.68      | 1            | 30,000                | 43,800               |
| <b>Total Of Industry Sector</b>     |      |               |               |              |               |                    |               |                    |            | <b>2</b>     | <b>1,530,000</b>      | <b>5,023,800</b>     |
| <b>Hotels Sector</b>                |      |               |               |              |               |                    |               |                    |            |              |                       |                      |
| Ashour Hotel                        | HASH | 28.000        | 28.000        | 26.000       | 26.360        | 25.330             | 26.000        | 26.000             | 0.00       | 2            | 12,160                | 320,480              |
| <b>Total Of Hotels Sector</b>       |      |               |               |              |               |                    |               |                    |            | <b>2</b>     | <b>12,160</b>         | <b>320,480</b>       |
| <b>Total of Non Regular</b>         |      |               |               |              |               |                    |               |                    |            | <b>11</b>    | <b>10,204,338,760</b> | <b>5,005,673,254</b> |

## Undisclosed Platform Companies Bulletin (186)

| Company Name                    | Code | opening Price | highest price | lowest price | Average price | Prev Average price | Closing Price | prev closing price | change (%) | No.of Trades | Traded Volume         | Traded Value         |
|---------------------------------|------|---------------|---------------|--------------|---------------|--------------------|---------------|--------------------|------------|--------------|-----------------------|----------------------|
| <b>Banks Sector</b>             |      |               |               |              |               |                    |               |                    |            |              |                       |                      |
| United Bank                     | BUND | 0.070         | 0.070         | 0.070        | 0.070         | 0.070              | 0.070         | 0.070              | 0.00       | 1            | 400,000               | 28,000               |
| <b>Total Of Banks Sector</b>    |      |               |               |              |               |                    |               |                    |            | <b>1</b>     | <b>400,000</b>        | <b>28,000</b>        |
| <b>Services Sector</b>          |      |               |               |              |               |                    |               |                    |            |              |                       |                      |
| General Transportation          | SIGT | 0.950         | 0.950         | 0.950        | 0.950         | 0.950              | 0.950         | 0.950              | 0.00       | 1            | 78,476                | 74,552               |
| <b>Total Of Services Sector</b> |      |               |               |              |               |                    |               |                    |            | <b>1</b>     | <b>78,476</b>         | <b>74,552</b>        |
| <b>Industry Sector</b>          |      |               |               |              |               |                    |               |                    |            |              |                       |                      |
| Electronic Industries           | IELI | 1.000         | 1.000         | 1.000        | 1.000         | 0.990              | 1.000         | 0.990              | 1.01       | 8            | 23,633,005            | 23,633,005           |
| Al-Hilal Industries             | IHLI | 1.150         | 1.150         | 1.150        | 1.150         | 1.150              | 1.150         | 1.150              | 0.00       | 10           | 5,750,000             | 6,612,500            |
| National Chemical &Plastic      | INCP | 1.900         | 1.900         | 1.830        | 1.840         | 1.900              | 1.830         | 1.900              | -3.68      | 2            | 45,000                | 82,700               |
| <b>Total Of Industry Sector</b> |      |               |               |              |               |                    |               |                    |            | <b>20</b>    | <b>29,428,005</b>     | <b>30,328,205</b>    |
| <b>Hotels Sector</b>            |      |               |               |              |               |                    |               |                    |            |              |                       |                      |
| Palestine Hotel                 | HPAL | 18.000        | 18.000        | 18.000       | 18.000        | 18.000             | 18.000        | 18.000             | 0.00       | 1            | 20,000                | 360,000              |
| <b>Total Of Hotels Sector</b>   |      |               |               |              |               |                    |               |                    |            | <b>1</b>     | <b>20,000</b>         | <b>360,000</b>       |
| <b>Total of Undisclosed</b>     |      |               |               |              |               |                    |               |                    |            | <b>23</b>    | <b>29,926,481</b>     | <b>30,790,757</b>    |
| <b>Grand Total</b>              |      |               |               |              |               |                    |               |                    |            | <b>880</b>   | <b>11,073,536,071</b> | <b>7,353,618,519</b> |

Iraq Stock Exchange

Thursday 10/10/2024

Iraq Stock Exchange



### OTC Trading Bulletin

| Company Name          | Code | highest price | lowest price | Average price | No.of Trades | Traded Volume | Traded Value |
|-----------------------|------|---------------|--------------|---------------|--------------|---------------|--------------|
| Banks Sector          |      |               |              |               |              |               |              |
| Al-Warka Bank         | BWAI | 0.290         | 0.270        | 0.270         | 31           | 42,249,459    | 11,606,093   |
| Total Of Banks Sector |      |               |              |               | 31           | 42,249,459    | 11,606,093   |
| Total                 |      |               |              |               | 31           | 42,249,459    | 11,606,093   |

### Not Trading OTC

| Company Name     | Code | Previous Average price |
|------------------|------|------------------------|
| Rabee Securities | FRSE | —                      |
| Karmal Brokerage | FKSX | 10.000                 |

## Iraq Stock Exchange non trading companies on Thursday 10/10/2024

| Company Names                              | Code | Previous Average Price | Closing Price |
|--|------|------------------------|---------------|
| <b>Banking Sector</b>                      |      |                        |               |
| Asia Al Iraq Islamic Bank                  | BAIB | 0.900                  | 0.900         |
| Mosul Bank For Investment                  | BMFI | 0.170                  | 0.170         |
| National Islamic Bank                      | BNAI | 0.570                  | 0.570         |
| Elaf Islamic Bank                          | BELF | 0.460                  | 0.460         |
| Al-Taif Islamic Bank                       | BTIB | 0.780                  | 0.780         |
| <b>Telecommunication Sector</b>            |      |                        |               |
| Al-Khatem Telecoms                         | TZNI | 2.400                  | 2.400         |
| <b>Insurance Sector</b>                    |      |                        |               |
| Al-Ameen for Insurance                     | NAME | 0.610                  | 0.610         |
| Dar Al-Salam for Insurance                 | NDSA | 0.750                  | 0.750         |
| <b>Industry Sector</b>                     |      |                        |               |
| Al -Khazer Road for Construction Materials | IKHC | 2.500                  | 2.500         |
| Iraqi For Tufted Carpets                   | IITC | 15.220                 | 15.400        |
| Iraqi Marketing Date                       | IIDP | 3.000                  | 3.030         |
| Al-Kindi of Veterinary Vaccines            | IKLV | 2.500                  | 2.500         |
| Metallic Industries and Bicycles           | IMIB | 2.360                  | 2.500         |
| <b>Services Sector</b>                     |      |                        |               |
| Al-Mosul for funfairs                      | SMOF | 8.250                  | 8.250         |
| <b>Hotels Sector</b>                       |      |                        |               |
| Al-Sadeer Hotel                            | HSAD | 26.500                 | 26.500        |
| Babylon Hotel                              | HBAY | 102.000                | 102.000       |
| Ishtar Hotel                               | HISH | 9.510                  | 9.500         |
| Tourist Village of Mosul dam               | HTVM | 8.500                  | 8.500         |
| <b>Agriculture Sector</b>                  |      |                        |               |
| Al-Ahlyia agricultural production          | AAHP | 0.930                  | 0.930         |
| Iraqi Agricultural Products                | AIRP | 19.500                 | 19.500        |
| Middle East for Production- Fish           | AMEF | 7.500                  | 7.500         |
| Babil Animal&vegetable Products            | ABAP | 1.000                  | 1.000         |
| Company Names                              | Code | Previous Average Price | Closing Price |
| <b>Banks Sector</b>                        |      |                        |               |
| Al Anssari Islamic Bank                    | BANS | 1.000                  | 1.000         |
| World Islamic Bank                         | BWOR | 1.000                  | 1.000         |
| International Development Bank             | BIDB | 1.000                  | 1.000         |
| Al-Qurtas Islamic Bank                     | BQUR | 1.000                  | 1.000         |
| Arabiya Islamic Bank                       | BAAI | 1.000                  | 1.000         |
| Al- Qabidh Islamic Bank                    | BQAB | 0.240                  | 0.240         |
| AL- Mashreq al-Arabi Islamic Bank          | BAMS | -                      | -             |
| Trust International Islamic Bank           | BTRU | 0.750                  | 0.750         |
| Region Trade Bank                          | BRTB | 1.000                  | 1.000         |
| Erbil Bank                                 | BERI | 0.110                  | 0.110         |
| Al Attaa Islamic Bank                      | BLAD | 0.130                  | 0.130         |
| Al Janoob Islamic Bank Investment          | BJAB | 0.940                  | 0.940         |
| Iraq Noor Islamic Bank                     | BINI | 0.450                  | 0.450         |
| Al Mustashar Bank                          | BMUI | 1.000                  | 1.000         |
| <b>Insurance Sector</b>                    |      |                        |               |

|                                   |      |                        |               |
|-----------------------------------|------|------------------------|---------------|
| Alahliya For Insurance            | NAHF | 0.310                  | 0.310         |
| Al -Hamraa Insurance              | NHAM | 0.760                  | 0.760         |
| <b>Investment Sector</b>          |      |                        |               |
| Al-Ameen for Financial Investment | VAMF | 1.010                  | 1.010         |
| AL-Wiaam for Financial Investment | VWIF | 0.280                  | 0.280         |
| <b>Services Sector</b>            |      |                        |               |
| Ibdaa Al-Sharq Al-Awsat           | SIBD | 1.000                  | 1.000         |
| <b>Industry Sector</b>            |      |                        |               |
| Modern chemical industries        | IMCI | 100.000                | 100.000       |
| Baghdad for Packing Materials     | IBPM | 2.800                  | 2.800         |
| <b>Agriculture Sector</b>         |      |                        |               |
| Al-Ribas for Poultry and Fodder   | AREB | -                      | -             |
| Company Names                     | Code | Previous Average Price | Closing Price |
| <b>Services Sector</b>            |      |                        |               |
| AL-Badia for General Trans        | SBAG | 0.560                  | 0.560         |
| <b>Investment Sector</b>          |      |                        |               |
| AL- Batek Investment              | VBAT | 0.390                  | 0.390         |
| <b>Industry Sector</b>            |      |                        |               |
| Modern Construction Materials     | IMCM | 0.500                  | 0.500         |
| Iraqi Carton Manufacturies        | IICM | 2.250                  | 2.250         |
| <b>Agriculture Sector</b>         |      |                        |               |
| Modern for Animal Production      | AMAP | 0.500                  | 0.500         |

Iraq Stock Exchange  
Non Iraqis' Bulletin Thursday Oct 10 2024  
Regular Market



Non Iraqi Trading of Regular Market (Buy)

| Company Names                         | Code | No.of trades | Traded Shares      | Trading Volume     |
|---------------------------------------|------|--------------|--------------------|--------------------|
| <b>Banks Sector</b>                   |      |              |                    |                    |
| Bank Of Baghdad                       | BBOB | 3            | 1,100,000          | 3,396,000          |
| National Bank Of Iraq                 | BNOI | 2            | 1,728,222          | 4,959,997          |
| Ashur International Bank              | BASH | 1            | 100,000            | 30,000             |
| Al-Mansour Bank                       | BMNS | 30           | 150,000,000        | 278,362,979        |
| <b>Total Bank sector</b>              |      | <b>36</b>    | <b>152,928,222</b> | <b>286,748,976</b> |
| <b>Telecommunication Sector</b>       |      |              |                    |                    |
| Asia cell                             | TASC | 90           | 43,000,000         | 485,900,000        |
| <b>Total Telecommunication sector</b> |      | <b>90</b>    | <b>43,000,000</b>  | <b>485,900,000</b> |
| <b>Grand Total</b>                    |      | <b>126</b>   | <b>195928222</b>   | <b>772648976</b>   |

Non Iraqi Trading of Regular Market (Sell)

| Company Names            | Code | No.of trades | Traded Shares      | Trading Volume     |
|--------------------------|------|--------------|--------------------|--------------------|
| <b>Banks Sector</b>      |      |              |                    |                    |
| Bank Of Baghdad          | BBOB | 6            | 6,000,011          | 18,365,034         |
| National Bank Of Iraq    | BNOI | 6            | 2,030,000          | 5,830,800          |
| Al-Mansour Bank          | BMNS | 35           | 100,000,000        | 185,341,113        |
| <b>Total Bank sector</b> |      | <b>47</b>    | <b>108,030,011</b> | <b>209,536,946</b> |
| <b>Grand Total</b>       |      | <b>47</b>    | <b>108030011</b>   | <b>209536946</b>   |

Non Iraqi Trading of Undisclosed Platform (BUY)

| Company Names            | Code | No.of trades | Traded Shares  | Trading Volume |
|--------------------------|------|--------------|----------------|----------------|
| <b>Banks Sector</b>      |      |              |                |                |
| United Bank              | BUND | 1            | 400,000        | 28,000         |
| <b>Total Bank sector</b> |      | <b>1</b>     | <b>400,000</b> | <b>28,000</b>  |
| <b>Grand Total</b>       |      | <b>1</b>     | <b>400000</b>  | <b>28000</b>   |





## Not Trading Bonds Bulletin

| Bond type                 | Publish type | Code | last trading price | immortilize date |
|---------------------------|--------------|------|--------------------|------------------|
| Banaa Bonds / million ID  | First        | CB10 | 1030000            | 10/12/2025       |
| Banaa Bonds / million ID  | second       | CB20 | 964981             | 19/12/2025       |
| Amara Bonds /500 thousand | First        | CB25 | —                  | 9/10/2025        |
| Amara Bonds /Million ID   | First        | CB30 | 984000             | 9/10/2027        |
| Amara Bonds /500 thousand | Second       | CB35 | —                  | —                |
| Amara Bonds /Million ID   | Second       | CB40 | —                  | —                |
| Amara Bonds /500 thousand | Third        | CB45 | —                  | —                |
| Amara Bonds /Million ID   | Third        | CB50 | —                  | —                |

## Iraq Stock Exchange Suspended Companies

|  |            |  |
|--|------------|--|
| Al-Rajih Islamic Bank (BRAJ)             | 9/19/2021  | The trading suspended for not produce the Annual disclosure for 2020 at closing price (1.000) ID.      |
| North Bank (BNOR)                        | 31/10/2022 | The trading suspended by ISC decision at closing price (0.070) ID.                                     |
| Zain Al-Iraq Islamic Bank                | 8/11/2024  | The trading suspended by ISC decision at closing price (0.340) ID. Because the bank under guardianship |
| Bain Al-Nahrain Financial Investment     | 8/26/2024  | The trading suspended by ISC decision at closing price (0.900) ID.                                     |
| Al-Zawraa for Finanical Investment(VKHF) | 8/26/2024  | The trading suspended by ISC decision at closing price (0.180) ID.                                     |
| Alkhair for financial Investment(VKHF)   | 8/26/2024  | The trading suspended by ISC decision at closing price (0.220) ID.                                     |
| Babylon Bank (BBAY)                      | 9/25/2024  | The trading suspended by ISC decision at closing price (0.060) ID.                                     |

## Iraq Stock Exchange News of listed companies Thursday 10/10/2024

| Companies News                           |  |
|--|--|
| Trans Iraq Bank for Investment (BTRI)    | General Assembly Meeting will be hold on Wednesday 16/10/2024 at the company to elect one original member and 3 reserve board members . Trading has been suspend on Sunday 13/10/2024 .  |
| Arabiya Islamic Bank (BAAI)              | General Assembly Meeting will be hold on Saturday 19/10/2024 at the Erbil, Erbil International Hotel to discuss financial statement of 2023 , discuss the deficit . Trading has been suspend on Tuesday 15/10/2024 .   |
| Asia Cell Telecommunication (TASC)       | General Assembly Meeting will be hold on Saturday 19/10/2024 at the Grand Milliumium Hotel to discuss financial statement of 2023 , cash dividend . Trading has been suspend on Tuesday 15/10/2024 .   |
| Rehab Karbala (HKAR)                     | General Assembly Meeting will be hold on Sunday 20/10/2024 at the AlAtta Islamic Bank hall to discuss financial statement of 2023 , treat the deficit . Trading has been suspend on Tuesday 15/10/2024 .   |
| Mamoura Realestate Investment (SMI)      | General Assembly Meeting will be hold on Sunday 27/10/2024 at the Bloom Hotel to elect 7 new members of Administration council . Trading has been suspend on Tuesday 22/10/2024 .  |
| National Chemical &Plastic (INCP)        | General Assembly Meeting will be hold on Sunday 3/11/2024 at the company to elect 4 new members of Administration council . Trading has been suspend on Tuesday 29/10/2024 .   |
| Al-Taif Islamic Bank (BTIB)              | General Assembly Meeting will be hold on Tuesday 12/11/2024 at the company to discuss increasing in bank capital from (250) billion to (300) billion according to subscription . Trading has been suspend on Thursday 7/11/2024 .  |
| Ibdaa Al-Sharq Al-Awsat (SIBD)           | General Assembly Meeting will be hold on Wednesday 20/11/2024 at the Iraqi Middle East Bank to discuss financial statement of 2023 , cash dividend . Trading has been suspend on Tuesday 17/11/2024 .  |
| Al-Nukhba for construction(SNUC)         | General Assembly Meeting will be hold on Sunday 24/11/2024 at the oil cultural center to discuss financial statement of 2023 ,discuss the surplus and immortalize the deficit (139.952.933) , elect new board of Administration . Trading has been suspend on Tuesday 17/11/2024 . |
| Al-Ahlyia agricultural production (AAAP) | General Assembly Meeting will be hold on Monday 25/11/2024 at the company to discuss financial statement of 2024 , discuss the deficit . Trading has been suspend on Monday 18/11/2024 .   |
| Asia Al Iraq Islamic Bank (BAIB)         | General Assembly Meeting will be hold on Tuesday 26/11/2024 at the company to discuss financial statement of 2023 , cash dividend . Trading has been suspend on Tuesday 19/11/2024 .   |
| Electronic Industries (IELI)             | General Assembly Meeting will be hold on Thursday 28/11/2024 at the oil cultural center to discuss financial statement of 2017,2018,2019 , treat the deficit ,elect 4 new members of Administration council . Trading has been suspend on Monday 25/11/2024 .                      |
| Al-Mansour Pharmaceuticals (IMAP)        | General Assembly Meeting will be hold on Monday 2/12/2024 at the Company to discuss financial statement of 2023, increasing in company capital from (16) billion to (20) billion according to subscription . Trading has been suspend on Wednesday 27/11/2024 .                    |
| Kharkh Tour Amuzement City (SKTA)        | General Assembly Meeting will be hold on Sunday 8/12/2024 at the Company to discuss financial statement of 2023, increasing in company capital according to fourth /55, cash dividend . Trading has been suspend on Tuesday 3/12/2024 .  |
| out of trading                           |  |
| Iraqi Land Transport (SILT)              | General Assembly Meeting will be hold on Wednesday 6/3/2024 at the Trade Ministry VIP Hall to resign the current board of Administration and elect new five board of Administration .Trading has been suspend on Sunday 3/3/2024.  |
| Gulf Insurance (NGIR)                    | General Assembly Meeting will be hold on Tuesday 1/10/2024 at the oil cultural center to discuss financial statement of 2023 . Trading has been suspend on Thursday 26/9/2024 .  |

|                                   |   |
|-----------------------------------|---|
| Al-Ameen Estate Investment(SAEI)  | General Assembly Meeting will be hold on Tuesday 8/10/2024 at the Al yarmook , Alyarmook Al yarmook Hotel to discuss financial statement of 2023 , elect new five board of Administration ,surplus for distrbution . Trading has been suspend on Thursday 26/9/2024 . |
| Union Bank of Iraq (BUOI)         | General Assembly Meeting will be hold on Satruday 5/10/2024 at the National working community to discuss financial statement of 2023 , cash dividend . Trading has been suspend on Tuesday 1/10/2024 .  |
| The Light Industries (ITLI)       | General Assembly Meeting will be hold on Thursday 10/10/2024 at the company to discuss financial statement of 2017,2018 ,elect new four board of Administration . Trading has been suspend on Monday 7/10/2024 .  |
| Sumer Commerical Bank (BSUC)      | General Assembly Meeting will be hold on Friday 11/10/2024 at the company to discuss financial statement of 2023 , discuss the deficit . Trading has been suspend on Tuesday 8/10/2024 .  |
| Agricultural Products Meat (AIPM) | General Assembly Meeting will be hold on Monday 14/10/2024 at the Iraqi Economic Community hall to elect new four board of Administration . Trading has been suspend on Wednesday 9/10/2024 .   |
| Ameen Al Iraq Islamic Bank (BAME) | General Assembly Meeting will be hold on Tuesday 15/10/2024 at the companyl to discuss financial statement of 2023 , cash dividend , increasing in company capital according to subscription . Trading has been suspend on Thursday 10/10/2024 .                      |