

# Iraq Stock Exchange

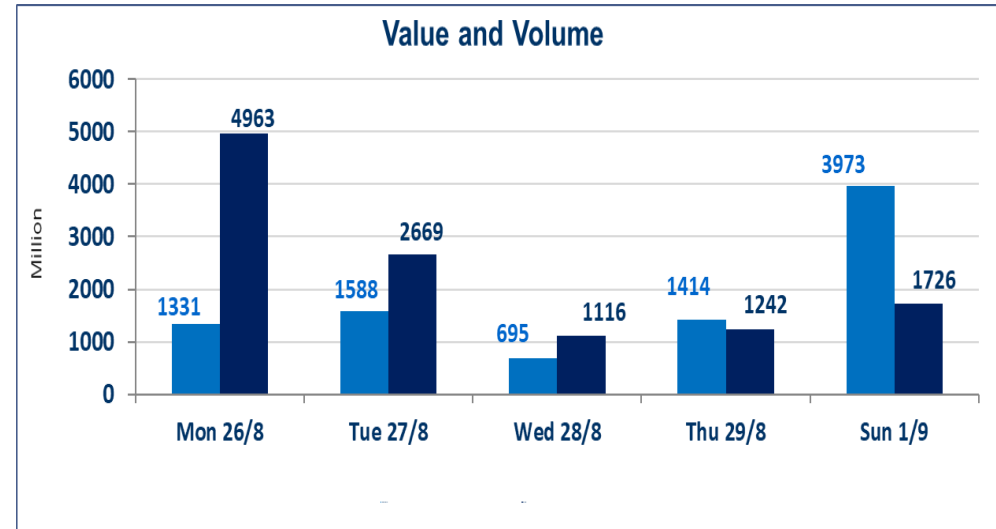
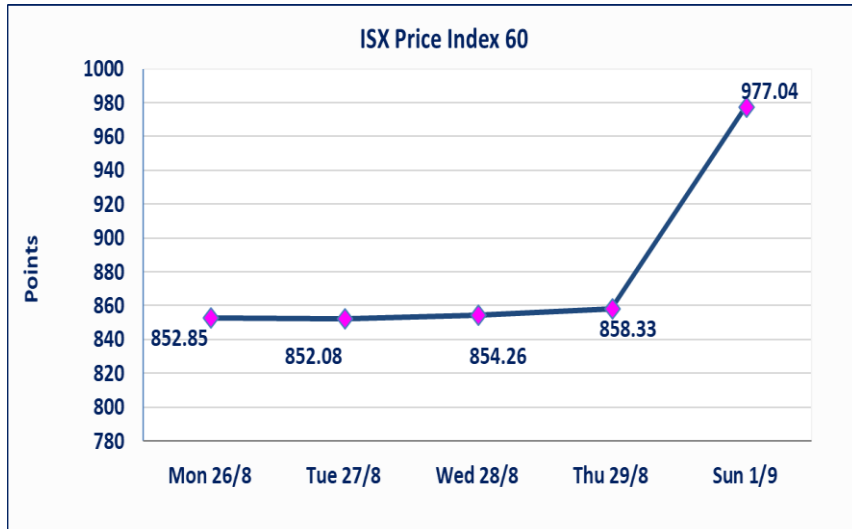
Trading Session Sunday 1/9/2024 -

Traded Volume	3,973,577,701
ISX Index 60	874.68
Previous ISX Index60	858.33
Change %	1.9
Change	16.35
Listed Companies	103
Traded Companies	37
General Assembly Co.	2
Suspended Co.	6



Bulletin No (159) of 2024

Traded Value	1,726,498,218	Traders 647
ISX Index 15	977.04	
Previous ISX Index15	969.30	
Change %	0.8	
Change	7.74	
Non Traded Co.	58	
High Companies	23	
Low Companies	4	
Un Listed Companies O	4	



Special Orders

AlFurat brokerage Firms (Buy) & (Sell) executed International Cross to International Islamic Bank with volume (3,030,000,000) share and value (999,900,000) IQD, on an additional session time after 12 o'clock .

### Gainers

Company Name	Closing Price	Change (%)	Traded Volume
Economy Bank	0.240	14.29	318,848,942
Sumer Commerical Bank	0.090	12.50	116,008,903
Ashur International Bank	0.300	11.11	16,349,827
Al-Ameen Estate Investment	2.060	8.99	482
Al Attaa Islamic Bank	0.130	8.33	2,100,000

### Traded Volume

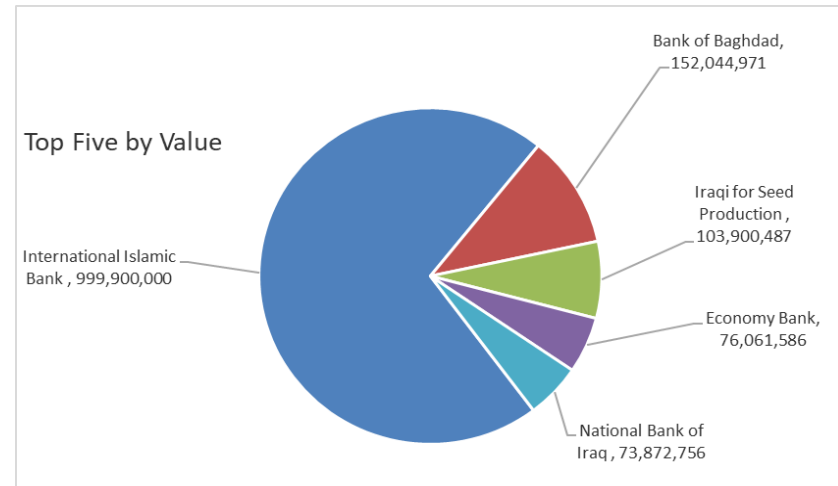
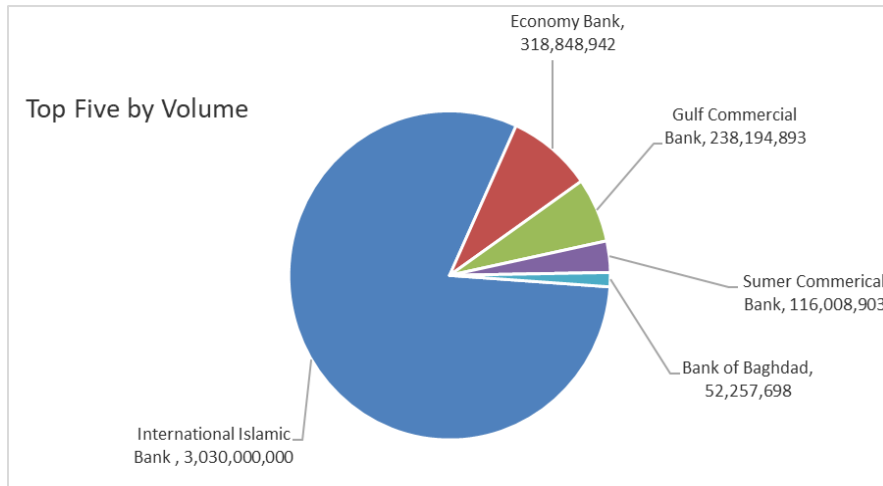
Company Name	Closing Price	Change (%)	Traded Volume
International Islamic Bank	0.330	0.00	3,030,000,000
Economy Bank	0.240	14.29	318,848,942
Gulf Commercial Bank	0.310	6.90	238,194,893
Sumer Commerical Bank	0.090	12.50	116,008,903
Bank of Baghdad	2.930	1.38	52,257,698

### Losers

Company Name	Closing Price	Change (%)	Traded Volume
Electronic Industries	0.830	-1.19	6,012,100
General Transportation	0.950	-1.04	743,194
Baghdad -Iraq Transportation	46.250	-0.54	60,000
Iraqi for Seed Production	9.360	-0.43	11,051,105

### Traded Value

Company Name	Closing Price	Change (%)	Traded Value
International Islamic Bank	0.330	0.00	999,900,000
Bank of Baghdad	2.930	1.38	152,044,971
Iraqi for Seed Production	9.360	-0.43	103,900,487
Economy Bank	0.240	14.29	76,061,586
National Bank of Iraq	2.400	5.26	73,872,756



## Regular Market Bulletin No (159)



Company Name	Code	opening Price	highest price	lowest price	Average price	Prev Average price	Closing Price	prev closing price	change (%)	No.of Trades	Traded Volume	Traded Value
<b>Banks Sector</b>												
Ashur International Bank	BASH	0.290	0.300	0.280	0.290	0.270	0.300	0.270	11.11	6	16,349,827	4,743,950
Bank of Baghdad	BBOB	2.890	2.930	2.890	2.910	2.870	2.930	2.890	1.38	74	52,257,698	152,044,971
Commercial Bank of Iraq	BCOI	0.830	0.840	0.830	0.840	0.820	0.840	0.820	2.44	11	8,955,000	7,509,650
Economy Bank	BEFI	0.220	0.240	0.220	0.240	0.210	0.240	0.210	14.29	46	318,848,942	76,061,586
Gulf Commercial Bank	BGUC	0.300	0.310	0.300	0.310	0.290	0.310	0.290	6.90	40	238,194,893	73,773,352
Investment Bank of Iraq	BIBI	0.340	0.340	0.340	0.340	0.330	0.340	0.330	3.03	1	500,000	170,000
Iraqi Islamic Bank	BIIB	1.080	1.140	1.080	1.110	1.080	1.130	1.080	4.63	132	40,384,403	44,911,615
Middle East Bank	BIME	0.090	0.090	0.090	0.090	0.090	0.090	0.090	0.00	1	22,026	1,982
Mosul Bank For Investment	BMFI	0.180	0.180	0.180	0.180	0.180	0.180	0.180	0.00	3	12,000,000	2,160,000
Al -Mansour Bank	BMNS	1.350	1.370	1.350	1.360	1.340	1.370	1.340	2.24	33	23,458,097	31,890,482
National Bank of Iraq	BNOI	2.280	2.440	2.280	2.350	2.250	2.400	2.280	5.26	73	31,410,258	73,872,756
Sumer Commercial Bank	BSUC	0.090	0.090	0.090	0.090	0.080	0.090	0.080	12.50	6	116,008,903	10,440,801
United Bank	BUND	0.070	0.070	0.070	0.070	0.070	0.070	0.070	0.00	1	49,649	3,475
<b>Total Of Banks Sector</b>										<b>427</b>	<b>858,439,696</b>	<b>477,584,622</b>
<b>Telecommunication Sector</b>												
Asia Cell Telecommunication	TASC	9.400	9.400	9.380	9.400	9.370	9.400	9.400	0.00	11	640,105	6,016,789
<b>Total Of Telecommunication</b>										<b>11</b>	<b>640,105</b>	<b>6,016,789</b>
<b>Insurance Sector</b>												
Dar Al-Salam for Insurance	NDSA	0.780	0.780	0.780	0.780	0.750	0.780	0.750	4.00	1	2,000,000	1,560,000
<b>Total Of Insurance Sector</b>										<b>1</b>	<b>2,000,000</b>	<b>1,560,000</b>
<b>Services Sector</b>												
Baghdad -Iraq Transportati	SBPT	46.250	46.250	46.250	46.250	46.710	46.250	46.500	-0.54	2	60,000	2,775,000
Al-Mosul for funfairs	SMOF	8.500	8.500	8.500	8.500	8.440	8.500	8.500	0.00	1	10,000	85,000
<b>Total Of Services Sector</b>										<b>3</b>	<b>70,000</b>	<b>2,860,000</b>
<b>Industry Sector</b>												
Baghdad Soft Drinks	IBSD	4.100	4.130	4.100	4.110	4.060	4.120	4.090	0.73	46	10,512,627	43,244,508
Iraqi Marketing Date	IIDP	2.550	2.630	2.500	2.580	2.600	2.570	2.550	0.78	31	18,170,223	46,832,330
Al-Mansour Pharmaceutical	IMAP	1.870	1.870	1.870	1.870	1.860	1.870	1.850	1.08	3	69,012	129,052
National Chemical &Plastic	INCP	1.800	1.800	1.800	1.800	1.800	1.800	1.800	0.00	1	150,000	270,000
Ready Made Clothes	IRMC	3.310	3.310	3.310	3.310	3.270	3.310	3.270	1.22	2	203,003	671,940
<b>Total Of Industry Sector</b>										<b>83</b>	<b>29,104,865</b>	<b>91,147,830</b>
<b>Hotels Sector</b>												
Ishtar Hotel	HISH	9.210	9.230	9.210	9.210	9.210	9.230	9.200	0.33	2	125,000	1,151,750
Al-Mansour Hotel	HMAN	40.000	40.000	40.000	40.000	40.000	40.000	40.000	0.00	1	6,000	240,000
National for Tourist Invest	HNTI	9.750	9.900	9.750	9.850	9.750	9.900	9.750	1.54	3	364,954	3,595,802
<b>Total Of Hotels Sector</b>										<b>6</b>	<b>495,954</b>	<b>4,987,552</b>
<b>Agriculture Sector</b>												
Al-Ahlyia agricultural prod	AAHP	0.930	0.930	0.930	0.930	0.930	0.930	0.930	0.00	1	14,474	13,461
Iraqi for Seed Production	AISP	9.480	9.490	9.350	9.400	9.390	9.360	9.400	-0.43	61	11,051,105	103,900,487
<b>Total Of Agriculture Sector</b>										<b>62</b>	<b>11,065,579</b>	<b>103,913,948</b>
<b>Total Of Regular</b>										<b>593</b>	<b>901,816,199</b>	<b>688,070,740</b>

## Non Regular Market Bulletin No (158)

Company Name	Code	opening Price	highest price	lowest price	Average price	Prev Average price	Closing Price	prev closing price	change (%)	No.of Trades	Traded Volume	Traded Value
<b>Banks Sector</b>												
International Islamic Bank	BINT	0.330	0.330	0.330	0.330	0.330	0.330	0.330	0.00	1	3,030,000,000	999,900,000
Al Attaa Islamic Bank	BLAD	0.130	0.130	0.130	0.130	0.120	0.130	0.120	8.33	3	2,100,000	273,000
Credit Bank	BROI	0.850	0.850	0.850	0.850	0.800	0.850	0.810	4.94	3	410,000	348,500
<b>Total Of Banks Sector</b>										7	3,032,510,000	1,000,521,500
<b>Services Sector</b>												
Al-Ameen Estate Investme	SAEI	2.060	2.060	2.060	2.060	1.900	2.060	1.890	8.99	1	482	993
<b>Total Of Services Sector</b>										1	482	993
<b>Industry Sector</b>												
Fallujah for construction M	IFCM	3.350	3.350	3.350	3.350	3.350	3.350	3.350	0.000	7	550,000	1,842,500
<b>Total Of Industry Sector</b>										7	550,000	1,842,500
<b>Total of Non Regular</b>										15	3,033,060,482	1,002,364,993

## Undisclosed Platform Companies Bulletin (159)

Company Name	Code	opening Price	highest price	lowest price	Average price	Prev Average price	Closing Price	prev closing price	change (%)	No.of Trades	Traded Volume	Traded Value
<b>Services Sector</b>												
General Transportation	SIGT	0.950	0.950	0.950	0.950	0.960	0.950	0.960	-1.04	2	743,194	706,034
<b>Total Of Services Sector</b>										2	743,194	706,034
<b>Industry Sector</b>												
Electronic Industries	IELI	0.810	0.840	0.810	0.830	0.840	0.830	0.840	-1.19	8	6,012,100	4,989,343
Al-Hilal Industries	IHLI	1.000	1.010	1.000	1.000	1.000	1.010	1.000	1.00	15	21,225,000	21,277,500
Iraqi Carton Manufacturies	IICM	1.710	1.710	1.700	1.700	1.690	1.710	1.700	0.59	4	1,520,000	2,589,100
The Light Industries	ITLI	0.720	0.720	0.700	0.710	0.700	0.700	0.690	1.45	10	9,200,726	6,500,508
<b>Total Of Industry Sector</b>										37	37,957,826	35,356,451
<b>Total of Undisclosed</b>										39	38,701,020	36,062,486
<b>Grand Total</b>										647	3,973,577,701	1,726,498,218

## Iraq Stock Exchange non trading companies on Sunday 1/9/2024

Company Names	Code	Previous Average Price	Closing Price
<b>Banking Sector</b>			
Asia Al Iraq Islamic Bank	BAIB	0.900	0.900
National Islamic Bank	BNAI	0.570	0.570
Al-Taif Islamic Bank	BTIB	0.780	0.780
Elaf Islamic Bank	BELF	0.400	0.400
Cihan Islamic Bank	BCIH	2.030	2.030
Kurdistan International Bank	BKUI	1.000	1.000
Union Bank of Iraq	BUOI	0.310	0.310
<b>Telecommunication Sector</b>			
Al-Khatem Telecoms	TZNI	2.460	2.460
<b>Insurance Sector</b>			
Al-Ameen for Insurance	NAME	0.620	0.620
Gulf Insurance	NGIR	0.380	0.380
<b>Industry Sector</b>			
Al -Khazer Road for Construction Mater	IKHC	2.100	2.100
Iraqi Engineering Works	IIEW	3.500	3.500
Al-Kindi of Veterinary Vaccines	IKLV	1.660	1.660
Metallic Industries and Bicycles	IMIB	1.850	1.850
Iraqi For Tufted Carpets	IITC	14.610	14.610
Modern Sewing	IMOS	8.740	8.740
<b>Services Sector</b>			
Al-Nukhba for construction	SNUC	0.750	0.750
Kharkh Tour Amuzement City	SKTA	4.100	4.100
Mamoura Realestate Investment	SMRI	5.630	5.630
Rehab Karbala	HKAR	0.550	
<b>Hotels Sector</b>			
Tourist Village of Mosul dam	HTVM	11.000	11.000
Babylon Hotel	HBAY	101.000	101.000
Baghdad Hotel	HBAG	10.700	10.700
Al-Sadeer Hotel	HSAD	28.750	28.750
<b>Agriculture Sector</b>			
Agricultural Products Meat	AIPM	5.000	5.000
Iraqi Agricultural Products	AIRP	20.000	20.000
Middle East for Production- Fish	AMEF	7.500	7.500
Babil Animal&vegetable Products	ABAP	1.000	1.000
Company Names	Code	Previous Average Price	Closing Price
<b>Banks Sector</b>			
World Islamic Bank	BWOR	1.000	1.000
International Development Bank	BIDB	1.000	1.000
Al-Qurtas Islamic Bank	BQUR	1.000	1.000
Arabiya Islamic Bank	BAAI	1.000	1.000

Al- Qabidh Islamic Bank	BQAB	0.240	0.240
AL- Mashreq al-Arabi Islamic Bank	BAMS	—	—
Trust International Islamic Bank	BTRU	0.750	0.750
Al Janoob Islamic Bank Investment	BJAB	1.000	1.000
Region Trade Bank	BRTB	1.000	1.000
Ameen Al Iraq Islamic Bank	BAME	1.000	1.000
Al Anssari Islamic Bank	BANS	1.000	1.000
Trans Iraq Bank for Investment	BTRI	0.550	0.550
Al Mustashar Bank	BMUI	1.000	1.000
Iraq Noor Islamic Bank	BINI	0.500	0.500
Erbil Bank	BERI	0.110	0.110
<b>Insurance Sector</b>			
Al -Hamraa Insurance	NHAM	0.750	0.750
<b>Investment Sector</b>			
Al-Ameen for Financial Investment	VAMF	1.000	1.000
AL-Wiaam for Financial Investment	VWIF	0.280	0.280
<b>Services Sector</b>			
Ibdaa Al-Sharq Al-Awsat	SIBD	1.000	1.000
		1.900	1.890
<b>Industry Sector</b>			
Modern chemical industries	IMCI	100.000	100.000
Baghdad for Packing Materials	IBPM	2.800	2.800
		3.350	3.350
National Furniture Industries	IHFI	2.000	2.000
<b>Hotels Sector</b>			
Ashour Hotel	HASH	23.500	23.500
<b>Agriculture Sector</b>			
Al-Ribas for Poultry and Fodder	AREB	—	—
Company Names	Code	Previous Average Price	Closing Price
<b>Banks Sector</b>			
Babylon Bank	BBAY	0.060	0.060
<b>Investment Sector</b>			
AL- Batek Investment	VBAT	0.390	0.390
<b>Industry Sector</b>			
Modern Construction Materials	IMCM	0.490	0.490
<b>Services Sector</b>			
AL-Badia for General Trans	SBAG	0.560	0.560
<b>Hotels Sector</b>			
Palestine Hotel	HPAL	18.500	18.500
<b>Agriculture Sector</b>			
Modern for Animal Production	AMAP	0.500	0.500

Iraq Stock Exchange  
Non Iraqis' Bulletin Sunday September 1 2024  
Regular Market



**Non Iraqi Trading of Regular Market (Sell)**

Company Names	Code	No.of trades	Traded Shares	Trading
<b>Banks Sector</b>				
Bank Of Baghdad	BBOB	18	11,000,000	31,940,000
National Bank Of Iraq	BNOI	20	10,000,000	23,500,000
Al-Mansour Bank	BMNS	9	10,000,000	13,650,000
Total Bank sector		47	31,000,000	69,090,000
Grand Total		47	31,000,000	69,090,000



## Not Trading Bonds Bulletin

Bond type	Publish type	Code	last trading price	immortilize date
Banaa Bonds / million ID	First	CB10	1030000	12/10/2025
Banaa Bonds / million ID	second	CB20	964981	19/12/2025
Amara Bonds /500 thousand	First	CB25	————	10/09/2025
Amara Bonds /Million ID	First	CB30	984000	10/09/2027
Amara Bonds /500 thousand	Second	CB35	————	————
Amara Bonds /Million ID	Second	CB40	————	————
Amara Bonds /500 thousand	Third	CB45	————	————
Amara Bonds /Million ID	Third	CB50	————	————



# Iraq Stock Exchange

Sunday 1/9/2024



## Not Trading OTC

Company Name	Code	Previous Average price
Rabee Securities	FRSE	—
Karmal Brokerage	FKSX	—

## Iraq Stock Exchange Suspended Companies

<b>Al-Rajih Islamic Bank (BRAJ)</b>	<b>19/09/2021</b>	<b>The trading suspended for not produce the Annual disclosure for 2020 at closing price (1.000) ID.</b>
<b>North Bank (BNOR)</b>	<b>31/10/2022</b>	<b>The trading suspended by ISC decision at closing price (0.070) ID.</b>
<b>Zain Al-Iraq Islamic Bank</b>	<b>11/08/2024</b>	<b>The trading suspended by ISC decision at closing price (0.340) ID. Because the bank under guardianship</b>
<b>Bain Al-Nahrain Financial Investmer</b>	<b>26/08/2024</b>	<b>The trading suspended by ISC decision at closing price (0.900) ID.</b>
<b>Al-Zawraa for Finanical Investment(</b>	<b>26/08/2024</b>	<b>The trading suspended by ISC decision at closing price (0.180) ID.</b>
<b>Alkhair for financial Investment(VKH</b>	<b>26/08/2024</b>	<b>The trading suspended by ISC decision at closing price (0.220) ID.</b>

## Iraq Stock Exchange News of listed companies Sunday 1/9/2024

### Companies News

Dar Al-Salam for Insurance (NDSA)	General Assembly Meeting will be hold on Sunday 8/9/2024 at the company to discuss financial statement of 2023 , cash dividend . Trading has been suspend on Tuesday 3/9/2024 .
Al Attaa Islamic Bank (BLAD)	General Assembly Meeting will be hold on Tuesday 10/9/2024 at the company to discuss financial statement of 2023 , cash dividend and the deficit . Trading has been suspend on Thursday 5/9/2024 .
Baghdad Soft Drinks (IBSD)	General Assembly Meeting will be hold on Thursday 12/9/2024 at the Babylon Hotel to discuss financial statement of 2023 , cash dividend . Trading has been suspend on Monday 9/9/2024 .
Iraqi for Seed Production (AISP)	General Assembly Meeting will be hold on Saturday 14/9/2024 at the Baghdad Hall , Al Yarmook club to increasing in company capital from (20) billion to (26) billion according to spilt shares . Trading has been suspend on Tuesday 10/9/2024 .
Modern Sewing (IMOS)	General Assembly Meeting will be hold on Tuesday 24/9/2024 at the company to discuss financial statement of 2023 , cash dividend . Trading has been suspend on Thursday 19/9/2024 .
Al-Zawraa for Finanical Investment(V	General Assembly Meeting will be hold on Monday 7/10/2024 at the company to discuss financial statement of 2023 , discuss the deficit . The company suspended by the ISC decision in 26/8/2024 .
Ameen Al Iraq Islamic Bank (BAME)	General Assembly Meeting will be hold on Tuesday 15/10/2024 at the companyl to discuss financial statement of 2023 , cash dividend , increasing in company capital according to subscription . Trading has been suspend on Thursday 10/10/2024 .
Rehab Karbala (HKAR)	General Assembly Meeting will be hold on Sunday 20/10/2024 at the AIAtta Islamic Bank hall to discuss financial statement of 2023 , treat the deficit . Trading has been suspend on Tuesday 15/10/2024 .
Al-Taif Islamic Bank (BTIB)	General Assembly Meeting will be hold on Tuesday 12/11/2024 at the company to discuss increasing in bank capital from (250) billion to (300) billion according to subscription . Trading has been suspend on Thursday 7/11/2024 .
out of trading	
Iraqi Land Transport (SILT)	General Assembly Meeting will be hold on Wednesday 6/3/2024 at the Trade Ministry VIP Hall to resign the current board of Administration and elect new five board of Administration .Trading has been suspend on Sunday 3/3/2024.
Alahliya For Insurance(NAHF)	General Assembly Meeting will be hold on Thursday 29/8/2024 at the company to discuss financial statement of 2023 , cash dividend . Trading has been suspend on Monday 26/8/2024 .