

# Iraq Stock Exchange

Trading Session Thursday 1/8/2024 -

Traded Volume 5,009,056,966

ISX Index 60 894.18

Previous ISX Index60 896.25

Change % -0.23

Change -2.07

Listed Companies 103

Traded Companies 41

General Assembly Co. 3

Suspended Co. 4



Bulletin No (139) of 2024

Traded Value 2,073,751,975 Traders 503

ISX Index 15 1007.48

Previous ISX Index15 1008.30

Change % -0.08

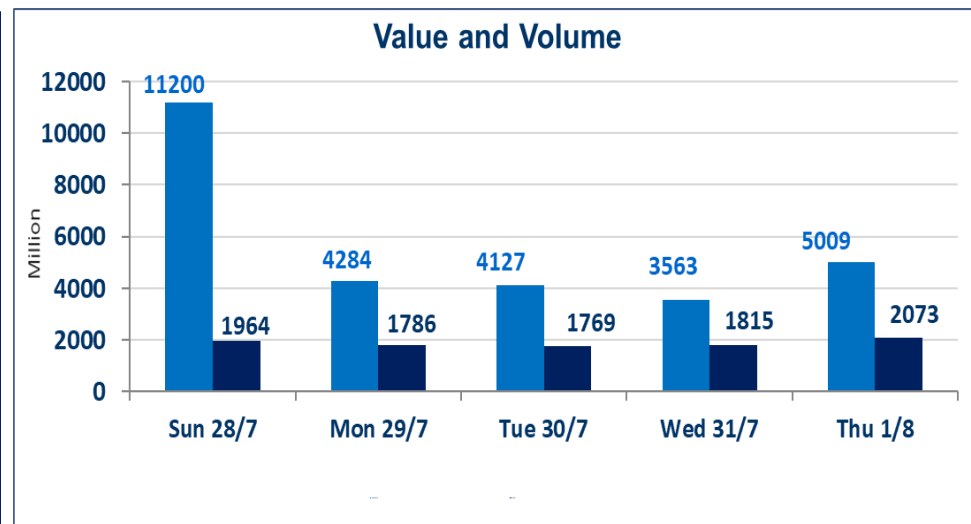
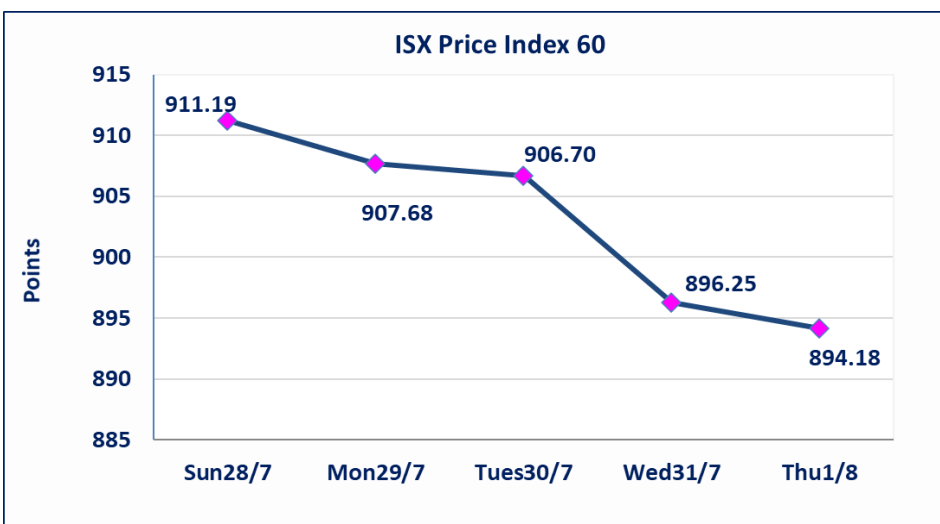
Change -0.82

Non Traded Co. 55

High Companies 8

Low Companies 14

Un Listed Companies OTC 2



## Special Orders

Al Furat brokerage Firms (Buy) & (Sell) executed International Cross to International Islamic Bank with volume (3,100,000,000) share and value (1,085,000,000) IQD, on an additional session time after 12 o'clock .



### Gainers

Company Name	Closing Price	Change (%)	Traded Volume
Baghdad -Iraq Transportation	43.750	4.17	281,604
Electronic Industries	0.780	4.00	1,630,000
Iraqi Carton Manufacturies	1.680	1.82	2,070,596
Kurdistan International Bank	1.260	0.80	25,500,000
Iraqi For Tufted Carpets	14.600	0.69	38,452

### Losers

Company Name	Closing Price	Change (%)	Traded Volume
Economy Bank	0.200	-9.09	1,501,567,760
The Light Industries	0.660	-4.35	323,052
Rehab Karbala	0.670	-4.29	105,000
Modern Construction Materials	0.500	-3.85	1,750,000
Al-Hilal Industries	1.150	-3.36	9,841,545

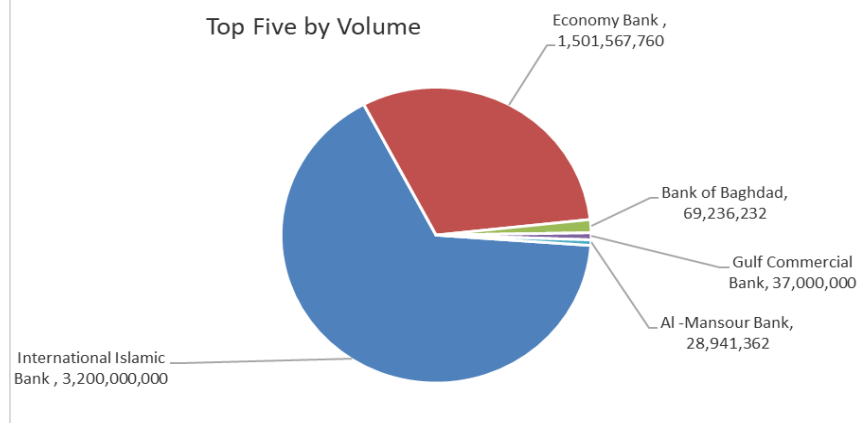
### Traded Volume

Company Name	Closing Price	Change (%)	Traded Volume
International Islamic Bank	0.350	0.00	3,200,000,000
Economy Bank	0.200	-9.09	1,501,567,760
Bank of Baghdad	2.920	-0.34	69,236,232
Gulf Commercial Bank	0.330	-2.94	37,000,000
Al -Mansour Bank	1.380	0.00	28,941,362

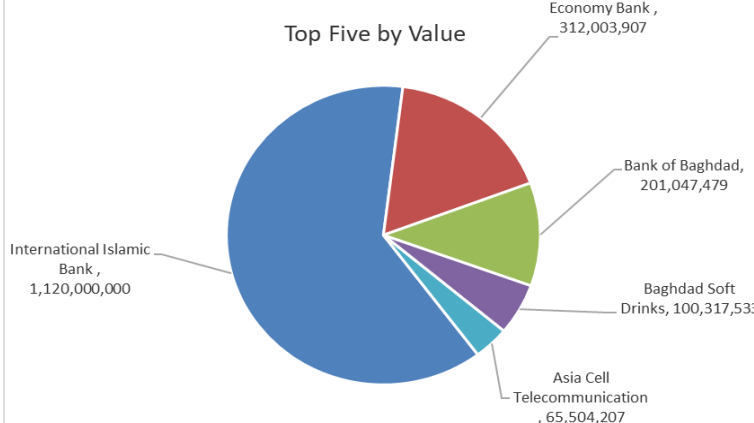
### Traded Value

Company Name	Closing Price	Change (%)	Traded Value
International Islamic Bank	0.350	0.00	1,120,000,000
Economy Bank	0.200	-9.09	312,003,907
Bank of Baghdad	2.920	-0.34	201,047,479
Baghdad Soft Drinks	4.550	0.44	100,317,533
Asia Cell Telecommunication	9.410	-0.63	65,504,207

Top Five by Volume



Top Five by Value



## Regular Market Bulletin No (139)



Company Name	Code	opening Price	highest price	lowest price	Average price	Prev Average price	Closing Price	prev closing price	change (%)	No.of Trades	Traded Volume	Traded Value
<b>Banks Sector</b>												
Ashur International Bank	BASH	0.280	0.280	0.280	0.280	0.280	0.280	0.280	0.00	6	10,020,000	2,805,600
Bank of Baghdad	BBOB	2.920	2.920	2.870	2.900	2.940	2.920	2.930	-0.34	80	69,236,232	201,047,479
Commercial Bank of Iraq	BCOI	0.820	0.820	0.820	0.820	0.830	0.820	0.820	0.00	3	303,004	248,463
Economy Bank	BEFI	0.220	0.220	0.200	0.210	0.220	0.200	0.220	-9.09	106	1,501,567,760	312,003,907
Gulf Commercial Bank	BGUC	0.340	0.340	0.330	0.330	0.340	0.330	0.340	-2.94	3	37,000,000	12,280,000
Investment Bank of Iraq	BIBI	0.340	0.340	0.340	0.340	0.340	0.340	0.340	0.00	1	15,990	5,437
Iraqi Islamic Bank	BIIB	1.130	1.130	1.120	1.120	1.130	1.120	1.140	-1.75	18	26,000,000	29,143,787
Middle East Bank	BIME	0.100	0.100	0.100	0.100	0.100	0.100	0.100	0.00	2	875,000	87,500
Kurdistan International Bank	BKUI	1.260	1.260	1.260	1.260	1.250	1.260	1.250	0.80	6	25,500,000	32,130,000
Mosul Bank For Investment	BMFI	0.180	0.180	0.180	0.180	0.190	0.180	0.180	0.00	2	260,000	46,800
Al -Mansour Bank	BMNS	1.390	1.390	1.380	1.380	1.390	1.380	1.380	0.00	20	28,941,362	39,947,188
National Bank of Iraq	BNOI	2.530	2.530	2.500	2.510	2.530	2.530	2.530	0.00	34	13,970,617	35,031,942
Sumer Commerical Bank	BSUC	0.100	0.100	0.100	0.100	0.100	0.100	0.100	0.00	11	18,000,000	1,800,000
<b>Total Of Banks Sector</b>										<b>292</b>	<b>1,731,689,965</b>	<b>666,578,104</b>
<b>Telecommunication Sector</b>												
Asia Cell Telecommunication	TASC	9.470	9.500	9.410	9.440	9.430	9.410	9.470	-0.63	41	6,936,872	65,504,207
<b>Total Of Telecommunication</b>										<b>41</b>	<b>6,936,872</b>	<b>65,504,207</b>
<b>Total Of Insurance Sector</b>												
Al-Ameen for Insurance	NAME	0.630	0.630	0.630	0.630	0.640	0.630	0.650	-3.08	1	10,000	6,300
<b>Total Of Insurance Sector</b>										<b>1</b>	<b>10,000</b>	<b>6,300</b>
<b>Services Sector</b>												
Baghdad -Iraq Transportatio	SBPT	43.000	43.750	43.000	43.170	41.760	43.750	42.000	4.17	10	281,604	12,157,722
Kharkh Tour Amuzement Cit	SKTA	4.050	4.050	4.000	4.050	4.000	4.000	4.000	0.00	5	548,024	2,217,017
Al-Mosul for funfairs	SMOF	8.100	8.100	8.100	8.100	8.100	8.100	8.100	0.00	1	165,000	1,336,500
Mamoura Realestate Investr	SMRI	5.850	5.850	5.820	5.830	5.850	5.830	5.800	0.52	10	1,585,104	9,237,656
Al-Nukhba for construction	SNUC	0.640	0.640	0.640	0.640	0.650	0.640	0.650	-1.54	1	100,000	64,000
Rehab Karbala	HKAR	0.670	0.670	0.670	0.670	0.700	0.670	0.700	-4.29	2	105,000	70,350
<b>Total Of Services Sector</b>										<b>29</b>	<b>2,784,732</b>	<b>25,083,245</b>
<b>Industry Sector</b>												
Baghdad Soft Drinks	IBSD	4.530	4.550	4.530	4.550	4.510	4.550	4.530	0.44	37	22,047,819	100,317,533
Iraqi Marketing Date	IIDP	1.400	1.410	1.400	1.400	1.400	1.400	1.400	0.00	11	13,311,332	18,639,365
Iraqi For Tufted Carpets	IITC	14.600	14.600	14.600	14.600	14.500	14.600	14.500	0.69	4	38,452	561,399
Al-Kindi of Veterinary Vaccin	IKLV	1.580	1.580	1.580	1.580	1.580	1.580	1.580	0.00	3	7,162,422	11,316,627
Al-Mansour Pharmaceuticals	IMAP	1.890	1.890	1.890	1.890	1.890	1.890	1.890	0.00	15	3,108,047	5,874,209
Modern Sewing	IMOS	8.850	8.850	8.800	8.800	8.850	8.800	8.850	-0.56	6	369,168	3,248,817
National Chemical &Plastic	INCP	1.750	1.750	1.720	1.730	1.750	1.720	1.750	-1.71	3	1,250,000	2,159,000
<b>Total Of Industry Sector</b>										<b>79</b>	<b>47,287,240</b>	<b>142,116,949</b>
<b>Hotels Sector</b>												
Baghdad Hotel	HBAG	10.750	10.750	10.750	10.750	10.850	10.750	10.900	-1.38	3	200,000	2,150,000
Ishtar Hotel	HISH	9.750	9.750	9.750	9.750	9.750	9.750	9.750	0.00	1	30,769	299,998
National for Tourist Investm	HNTI	11.500	11.500	11.500	11.500	11.500	11.500	11.500	0.00	1	32,817	377,396
<b>Total Of Hotels Sector</b>										<b>5</b>	<b>263,586</b>	<b>2,827,393</b>
<b>Agriculture Sector</b>												
Iraqi Agricultural Products	AIRP	20.250	20.250	20.250	20.250	20.250	20.250	20.250	0.00	3	3,900	78,975
Iraqi for Seed Production	AISP	9.320	9.380	9.310	9.320	9.350	9.380	9.320	0.64	17	3,565,478	33,244,897

Total Of Agriculture Sector		20	3,569,378	33,323,872
Total Of Regular		467	1,792,541,773	935,440,071

### Non Regular Market Bulletin No (138)

Company Name	Code	opening Price	highest price	lowest price	Average price	Prev Average price	Closing Price	prev closing price	change (%)	No.of Trades	Traded Volume	Traded Value
<b>Banks Sector</b>												
International Islamic Bank	BINT	0.350	0.350	0.350	0.350	0.350	0.350	0.350	0.00	2	3,200,000,000	1,120,000,000
Al Attaa Islamic Bank	BLAD	0.140	0.140	0.140	0.140	0.140	0.140	0.140	0.00	2	500,000	70,000
Total Of Banks Sector										4	3,200,500,000	1,120,070,000
<b>Services Sector</b>												
Al-Ameen Estate Investment	SAEI	2.360	2.360	2.360	2.360	2.370	2.360	2.360	0.00	1	400,000	944,000
Total Of Services Sector										1	400,000	944,000
Total of Non Regular										5	3,200,900,000	1,121,014,000

### Undisclosed Platform Companies Bulletin (139)

Company Name	Code	opening Price	highest price	lowest price	Average price	Prev Average price	Closing Price	prev closing price	change (%)	No.of Trades	Traded Volume	Traded Value
<b>Industry Sector</b>												
Electronic Industries	IELI	0.740	0.780	0.740	0.780	0.750	0.780	0.750	4.00	8	1,630,000	1,264,450
Al-Hilal Industries	IHLI	1.190	1.190	1.150	1.180	1.180	1.150	1.190	-3.36	12	9,841,545	11,586,439
Iraqi Carton Manufacturies	IICM	1.600	1.680	1.600	1.620	1.660	1.680	1.650	1.82	4	2,070,596	3,358,601
Modern Construction Mater	IMCM	0.500	0.500	0.500	0.500	0.500	0.500	0.520	-3.85	4	1,750,000	875,000
The Light Industries	ITLI	0.680	0.680	0.660	0.660	0.690	0.660	0.690	-4.35	3	323,052	213,414
Total Of Industry Sector										31	15,615,193	17,297,904
Total of										31	15,615,193	17,297,904
Grand Total										503	5,009,056,966	2,073,751,975



## Iraq Stock Exchange non trading companies on Thursday 1/8/2024

Company Names	Code	Previous Average Price	Closing Price
<b>Banking Sector</b>			
Asia Al Iraq Islamic Bank	BAIB	0.900	0.900
Cihan Islamic Bank	BCIH	2.200	2.200
United Bank	BUND	0.080	0.080
Al-Taif Islamic Bank	BTIB	0.840	0.850
National Islamic Bank	BNAI	0.570	0.570
Elaf Islamic Bank	BELF	0.440	0.440
Union Bank of Iraq	BUOI	0.220	0.220
<b>Telecommunication Sector</b>			
Al-Khatem Telecoms	TZNI	2.440	0.630
<b>Insurance Sector</b>			
Dar Al-Salam for Insurance	NDSA	0.830	0.830
<b>Industry Sector</b>			
Al -Khazer Road for Construction Material	IKHC	2.100	2.100
Iraqi Engineering Works	IIEW	4.200	4.200
Metallic Industries and Bicycles	IMIB	2.000	2.000
Ready Made Clothes	IRMC	3.450	3.450
<b>Hotels Sector</b>			
Tourist Village of Mosul dam	HTVM	11.000	11.000
Babylon Hotel	HBAY	105.000	105.000
Al-Mansour Hotel	HMAN	42.000	42.000
<b>Agriculture Sector</b>			
Al-Ahlyia agricultural production	AAHP	0.930	0.930
Babil Animal&vegetable Products	ABAP	1.000	1.000
Agricultural Products Meat	AIPM	5.450	5.450
Middle East for Production- Fish	AMEF	7.500	7.500
Company Names	Code	Previous Average Price	Closing Price
<b>Banks Sector</b>			
World Islamic Bank	BWOR	1.000	1.000
Al-Qurtas Islamic Bank	BQUR	1.000	1.000
Arabiya Islamic Bank	BAAI	1.000	1.000
Al- Qabidh Islamic Bank	BQAB	0.240	0.240
AL- Mashreq al-Arabi Islamic Bank	BAMS	-	-
Trust International Islamic Bank	BTRU	0.750	0.750
Al Janoob Islamic Bank Investment	BJAB	1.000	1.000
Al Mustashar Bank	BMUI	1.000	1.000
Region Trade Bank	BRTB	1.000	1.000
Iraq Noor Islamic Bank	BINI	0.700	0.700
Zain Al-Iraq Islamic Bank	BZII	0.340	0.340
Ameen Al Iraq Islamic Bank	BAME	1.000	1.000
Al Anssari Islamic Bank	BANS	1.000	1.000
Erbil Bank	BERI	0.110	0.110
Credit Bank	BROI	0.880	0.880
Company Names	Code	Previous Average Price	Closing Price
<b>Insurance Sector</b>			
Al -Hamraa Insurance	NHAM	0.900	0.900
Alahliya For Insurance	NAHF	0.310	0.310
<b>Investment Sector</b>			

Al-Zawraa for Financial Investment	VZAF	0.180	0.180
AL-Wiaam for Financial Investment	VWIF	0.350	0.350
Bain Al-Nahrain Financial Investment	VMES	0.900	0.900
Al-Ameen for Financial Investment	VAMF	1.000	1.000
<b>Services Sector</b>			
Ibdaa Al-Sharq Al-Awsat	SIBD	1.000	1.000
<b>Industry Sector</b>			
Modern chemical industries	IMCI	100.000	100.000
National Furniture Industries	IHFI	2.300	2.300
Baghdad for Packing Materials	IBPM	2.800	2.800
Fallujah for construction Materials	IFCM	3.500	3.500
<b>Agriculture Sector</b>			
Al-Ribas for Poultry and Fodder	AREB	-	-
<b>Hotels Sector</b>			
Ashour Hotel	HASH	20.290	21.000
Company Names	Code	Previous Average Price	Closing Price
<b>Banks Sector</b>			
Babylon Bank	BBAY	0.070	0.070
<b>Services Sector</b>			
AL-Badia for General Trans	SBAG	0.560	0.690
General Transportation	SIGT	0.970	0.970
<b>Investment Sector</b>			
AL- Batek Investment	VBAT	0.380	0.380
Alkhair for financial Investment	VKHF	0.240	0.240
<b>Hotels Sector</b>			
Al-Sadeer Hotel	HSAD	28.750	28.750
Palestine Hotel	HPAL	21.000	21.000







Iraq Stock Exchange  
 Non Iraqis' Bulletin Thursday Aug 1 2024  
 Regular Market



Non Iraqi Trading of Regular Market (Buy)

Company Names	Code	No.of trades	Traded Shares	Trading Volume
<b>Banks Sector</b>				
Al-Mansour Bank	BMNS	2	6,779,000	9,355,020
<b>Total Bank sector</b>		<b>2</b>	<b>6,779,000</b>	<b>9,355,020</b>
<b>Grand Total</b>		<b>2</b>	<b>6,779,000</b>	<b>9,355,020</b>

Non Iraqi Trading of Regular Market (Sell)

Company Names	Code	No.of trades	Traded Shares	Trading Volume
<b>Banks Sector</b>				
Bank Of Baghdad	BBOB	8	19,551,057	56,889,086
National Bank Of Iraq	BNOI	15	9,422,256	23,623,848
<b>Total Bank sector</b>		<b>23</b>	<b>28,973,313</b>	<b>80,512,934</b>
<b>Telecommunication Sector</b>				
Asia cell	TASC	10	2,226,116	21,027,335
<b>Total Telecommunication sector</b>		<b>10</b>	<b>2,226,116</b>	<b>21,027,335</b>
<b>Grand Total</b>		<b>33</b>	<b>31,199,429</b>	<b>101,540,269</b>





## Not Trading Bonds Bulletin

Bond type	Publish type	Code	last trading price	immortilize date
Banaa Bonds / million ID	First	CB10	1030000	12/10/2025
Banaa Bonds / million ID	second	CB20	964981	19/12/2025
Amara Bonds /500 thousand	First	CB25	—	10/09/2025
Amara Bonds /Million ID	First	CB30	984000	10/09/2027
Amara Bonds /500 thousand	Second	CB35	—	—
Amara Bonds /Million ID	Second	CB40	—	—
Amara Bonds /500 thousand	Third	CB45	—	—
Amara Bonds /Million ID	Third	CB50	—	—



# Iraq Stock Exchange

Thursday 1/8/2024



## Not Trading OTC

Company Name	Code	Previous Average price
Rabee Securities	FRSE	—





### Iraq Stock Exchange Suspended Companies

<b>Al-Rajih Islamic Bank (BRAJ)</b>	<b>19/09/2021</b>	The trading suspended for not produce the Annual disclosure for 2020 at closing price (1.000) ID.
<b>North Bank (BNOR)</b>	<b>31/10/2022</b>	The trading suspended by ISC decision at closing price (0.070) ID.
<b>Gulf Insurance (NGIR)</b>	<b>14/07/2024</b>	The trading suspended for not produce the quarterly disclosure for the first quarter of 2024 at closing price (0.420) ID.
<b>Modern for Animal Production (AMAF)</b>	<b>14/07/2024</b>	The trading suspended for not produce the quarterly disclosure for the first quarter of 2024 at closing price (0.500) ID.

## Iraq Stock Exchange News of listed companies Thursday 1/8/2024

Companies News	
Trans Iraq Bank for Investment(BTRI)	General Assembly Meeting will be hold on Monday 29/7/2024 at the company o discuss financial statement of 2023, discuss the cash dividend .Trading has been suspend on Wednesday 24/7/2024 .
Karmal Brokerage (FKSX)	General Assembly Meeting will be hold on Tuesday 30/7/2024 at the company to discuss financial statement of 2023, discuss the cash dividend , increasing in company capital from (260,000,000) ID to (600,000,000) ID according to (second /55) . last session will be on Monday 29/7/2024 .and re trading will be on Wednesday session 31/7/2024 .
Gulf Insurance (NGIR)	General Assembly Meeting will be hold on Saturday 3/8/2024 at the company to elect 7 new members of Administration council .the company suspended by ISC decision for not produce the quarterly disclosure for the first quarter of 2024 .
Iraqi Marketing Date(IIDP)	General Assembly Meeting will be hold on Wednesday 14/8/2024 at the company o discuss financial statement of 2020,2021, discuss the cash dividendand loses ,discuss the deficit,elect 6 new members of Administration council .Trading has been suspend on Sunday 11/8/2024 .
Alahliya For Insurance(NAHF)	General Assembly Meeting will be hold on Thursday 29/8/2024 at the company to discuss financial statement of 2023 , cash dividend . Trading has been suspend on Monday 26/8/2024 .
Dar Al-Salam for Insurance (NDSA)	General Assembly Meeting will be hold on Sunday 9/8/2024 at the company to discuss financial statement of 2023 , cash dividend . Trading has been suspend on Wednesday 3/9/2024 .
out of trading	
Iraqi Land Transport (SILT)	General Assembly Meeting will be hold on Wednesday 6/3/2024 at the Trade Ministry VIP Hall to resign the current board of Administration and elect new five board of Administration .Trading has been suspend on Sunday 3/3/2024.
International Development Bank(I	General Assembly Meeting will be hold on Tuesday 4/6/2024 at the company Al Mansour Branch to discuss financial statement of 2023 ,cash dividend , increasing in company capital from 300 billion to 400 billion according to 56/ Fourth. Trading has been suspend on Tuesday 4/6/2024 .

|