

# Iraq Stock Exchange



Trading Session Monday 1/7/2024 -

Traded Volume 822,173,863

ISX Index 60 872.80

Previous ISX Index60 882.03

Change % **-1.05**

Change **-9.23**

Listed Companies 103

Traded Companies 36

General Assembly Co. 9

Suspended Co. 2

Bulletin No (118) of 2024

Traded Value 974,742,786 Traders 464

ISX Index 15 996.17

Previous ISX Index15 1005.49

Change % **-0.93**

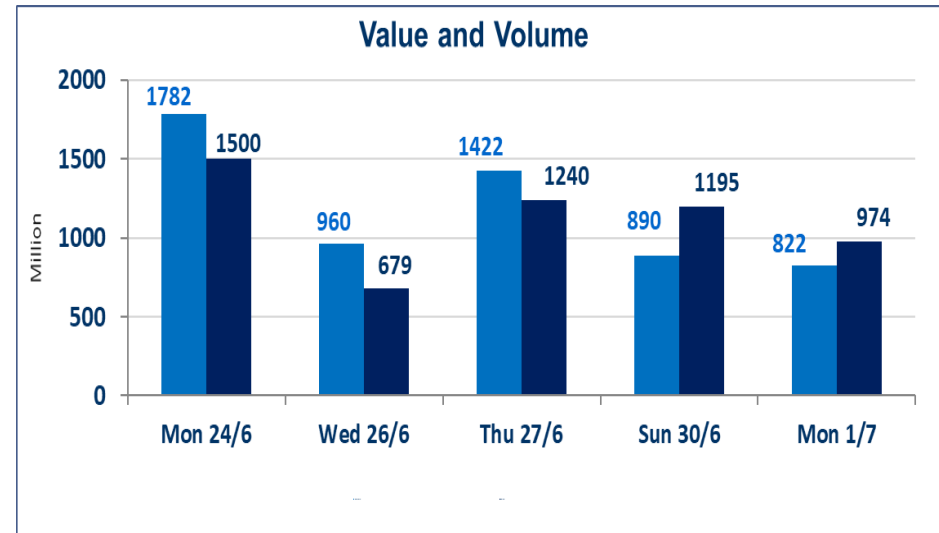
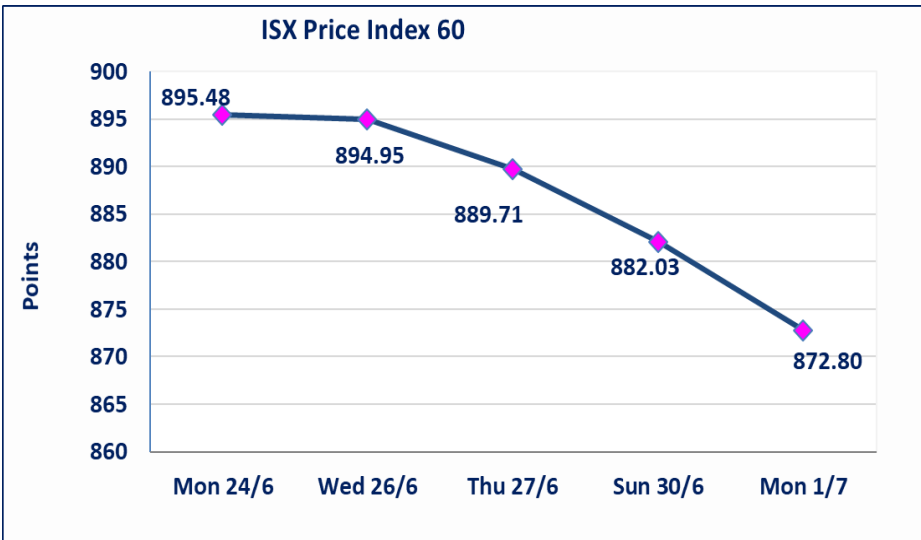
Change **-9.32**

Non Traded Co. 56

High Companies 7

Low Companies 18

Un Listed Companies OTC 2



### Gainers

Company Name	Closing Price	Change (%)	Traded Volume
Kharkh Tour Amuzement City	4.450	3.49	15,600
Ashur International Bank	0.300	3.45	3,884,288
Baghdad Soft Drinks	4.090	0.99	10,857,000
Iraqi Islamic Bank	1.080	0.93	2,799,284
National Chemical &Plastic	1.800	0.56	48,570

### Losers

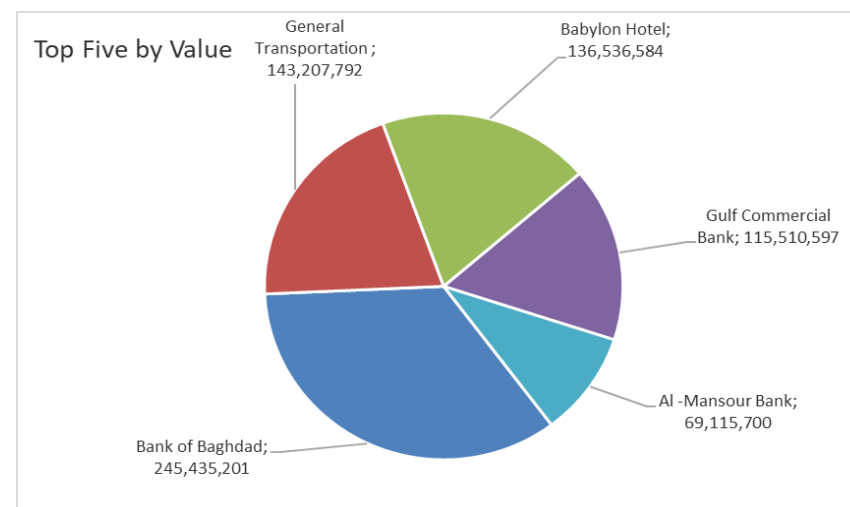
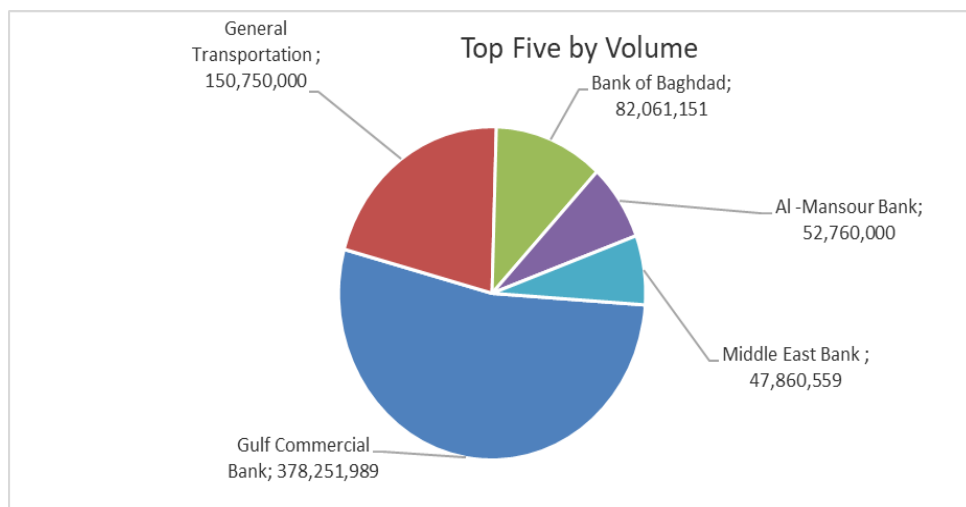
Company Name	Closing Price	Change (%)	Traded Volume
Agricultural Products Meat	5.490	-14.88	578,077
Ready Made Clothes	3.450	-13.10	3,946,250
Rehab Karbala	0.700	-12.50	1,000,000
Mamoura Realestate Investment	6.100	-9.63	2,762,144
Iraq Noor Islamic Bank	0.990	-5.71	2,000,000

### Traded Volume

Company Name	Closing Price	Change (%)	Traded Volume
Gulf Commercial Bank	0.310	-3.12	378,251,989
General Transportation	0.920	-3.16	150,750,000
Bank of Baghdad	2.990	-2.61	82,061,151
Al -Mansour Bank	1.310	0.00	52,760,000
Middle East Bank	0.100	0.00	47,860,559

### Traded Value

Company Name	Closing Price	Change (%)	Traded Value
Bank of Baghdad	2.990	-2.61	245,435,201
General Transportation	0.920	-3.16	143,207,792
Babylon Hotel	105.030	0.02	136,536,584
Gulf Commercial Bank	0.310	-3.12	115,510,597
Al -Mansour Bank	1.310	0.00	69,115,700



## Regular Market Bulletin No (118)



Company Name	Code	opening Price	highest price	lowest price	Average price	Prev Average price	Closing Price	prev closing price	change (%)	No.of Trades	Traded Volume	Traded Value
<b>Banks Sector</b>												
Ashur International Bank	BASH	0.300	0.300	0.300	0.300	0.300	0.300	0.290	3.45	14	3,884,288	1,165,286
Bank of Baghdad	BBOB	3.050	3.050	2.950	2.990	3.050	2.990	3.070	-2.61	89	82,061,151	245,435,201
Commercial Bank of Iraq	BCOI	0.780	0.780	0.780	0.780	0.800	0.780	0.800	-2.50	1	1,000,000	780,000
Economy Bank	BEFI	0.230	0.230	0.230	0.230	0.240	0.230	0.240	-4.17	4	14,000,000	3,220,000
Gulf Commercial Bank	BGUC	0.320	0.320	0.300	0.310	0.320	0.310	0.320	-3.12	86	378,251,989	115,510,597
Iraqi Islamic Bank	BIIB	1.070	1.080	1.070	1.070	1.070	1.080	1.070	0.93	6	2,799,284	2,999,310
Middle East Bank	BIME	0.100	0.100	0.100	0.100	0.100	0.100	0.100	0.00	10	47,860,559	4,786,056
Mosul Bank For Investment	BMFI	0.200	0.200	0.200	0.200	0.200	0.200	0.200	0.00	4	10,300,000	2,060,000
Al -Mansour Bank	BMNS	1.310	1.320	1.310	1.310	1.310	1.310	1.310	0.00	29	52,760,000	69,115,700
National Bank of Iraq	BNOI	2.740	2.740	2.700	2.710	2.750	2.720	2.740	-0.73	36	12,010,836	32,540,441
Sumer Commerical Bank	BSUC	0.090	0.090	0.090	0.090	0.090	0.090	0.090	0.00	1	1,000,000	90,000
<b>Total Of Banks Sector</b>										<b>280</b>	<b>605,928,107</b>	<b>477,702,591</b>
<b>Telecommunication Sector</b>												
Asia Cell Telecommunication	TASC	9.200	9.200	9.150	9.170	9.240	9.150	9.230	-0.87	29	4,667,913	42,804,137
<b>Total Of Telecommunication</b>										<b>29</b>	<b>4,667,913</b>	<b>42,804,137</b>
<b>Services Sector</b>												
Baghdad -Iraq Transportatio	SBPT	41.000	41.000	41.000	41.000	42.000	41.000	42.000	-2.38	6	348,000	14,268,000
Kharkh Tour Amuzement Cit	SKTA	4.300	4.450	4.300	4.410	4.300	4.450	4.300	3.49	3	15,600	68,761
Mamoura Realestate Invest	SMRI	5.990	6.100	5.740	5.890	6.400	6.100	6.750	-9.63	14	2,762,144	16,279,269
Rehab Karbala	HKAR	0.700	0.700	0.700	0.700	0.800	0.700	0.800	-12.50	1	1,000,000	700,000
<b>Total Of Services Sector</b>										<b>24</b>	<b>4,125,744</b>	<b>31,316,030</b>
<b>Industry Sector</b>												
Baghdad Soft Drinks	IBSD	4.050	4.090	4.050	4.080	4.040	4.090	4.050	0.99	30	10,857,000	44,242,350
Iraqi For Tufted Carpets	IITC	16.050	16.100	16.050	16.050	16.050	16.100	16.050	0.31	9	427,000	6,854,700
Al-Mansour Pharmaceutical	IMAP	1.830	1.830	1.830	1.830	1.830	1.830	1.830	0.00	1	50,000	91,500
National Chemical &Plastic	INCP	1.800	1.800	1.800	1.800	1.790	1.800	1.790	0.56	3	48,570	87,426
Ready Made Clothes	IRMC	3.600	3.600	3.450	3.480	3.910	3.450	3.970	-13.10	19	3,946,250	13,720,063
<b>Total Of Industry Sector</b>										<b>62</b>	<b>15,328,820</b>	<b>64,996,039</b>
<b>Hotels Sector</b>												
Babylon Hotel	HBAY	105.030	105.030	105.030	105.030	105.010	105.030	105.010	0.02	1	1,299,977	136,536,584
Ishtar Hotel	HISH	9.800	10.000	9.700	9.860	9.860	9.700	9.900	-2.02	14	1,770,000	17,455,000
Al-Mansour Hotel	HMAN	45.000	45.000	45.000	45.000	45.000	45.000	45.000	0.00	1	220,383	9,917,235
<b>Total Of Hotels Sector</b>										<b>16</b>	<b>3,290,360</b>	<b>163,908,819</b>
<b>Agriculture Sector</b>												
Agricultural Products Meat	AIPM	6.440	6.440	5.490	5.500	6.270	5.490	6.450	-14.88	8	578,077	3,176,566
Iraqi for Seed Production	AISP	8.200	8.390	8.200	8.280	8.240	8.200	8.200	0.00	25	3,365,293	27,853,832
<b>Total Of Agriculture Sector</b>										<b>33</b>	<b>3,943,370</b>	<b>31,030,398</b>
<b>Total Of Regular</b>										<b>444</b>	<b>637,284,314</b>	<b>811,758,015</b>

## Non Regular Market Bulletin No (117)

Company Name	Code	opening Price	highest price	lowest price	Average price	Prev Average price	Closing Price	prev closing price	change (%)	No.of Trades	Traded Volume	Traded Value
<b>Banks Sector</b>												
Iraq Noor Islamic Bank	BINI	0.990	0.990	0.990	0.990	1.050	0.990	1.050	-5.71	1	2,000,000	1,980,000
International Islamic Bank	BINT	0.380	0.380	0.360	0.360	0.360	0.360	0.360	0.00	4	2,170,000	783,200
Credit Bank	BROI	0.900	0.900	0.900	0.900	0.910	0.900	0.910	-1.10	3	1,600,000	1,440,000
Trans Iraq Bank for Investment	BTRI	0.700	0.700	0.700	0.700	0.740	0.700	0.740	-5.41	1	2,500,000	1,750,000
Zain Al-Iraq Islamic Bank	BZII	0.340	0.340	0.340	0.340	0.340	0.340	0.340	0.00	1	25,000,000	8,500,000
<b>Total Of Banks Sector</b>										<b>10</b>	<b>33,270,000</b>	<b>14,453,200</b>
<b>Industry Sector</b>												
Fallujah for construction Materials	IFCM	3.450	3.450	3.450	3.450	3.490	3.450	3.450	0.00	1	250,000	862,500
<b>Total Of Industry Sector</b>										<b>1</b>	<b>250,000</b>	<b>862,500</b>
<b>Total of Non Regular</b>										<b>11</b>	<b>33,520,000</b>	<b>15,315,700</b>

## Undisclosed Platform Companies Bulletin (118)

Company Name	Code	opening Price	highest price	lowest price	Average price	Prev Average price	Closing Price	prev closing price	change (%)	No.of Trades	Traded Volume	Traded Value
<b>Services Sector</b>												
General Transportation	SIGT	0.950	0.950	0.920	0.950	0.950	0.920	0.950	-3.16	5	150,750,000	143,207,792
<b>Total Of Banks Sector</b>										<b>5</b>	<b>150,750,000</b>	<b>143,207,792</b>
<b>Industry Sector</b>												
Electronic Industries	IELI	0.710	0.710	0.710	0.710	0.740	0.710	0.740	-4.05	1	225,000	159,750
Al-Hilal Industries	IHLI	1.080	1.080	1.080	1.080	1.080	1.080	1.090	-0.92	1	200,000	216,000
<b>Total Of Industry Sector</b>										<b>2</b>	<b>425,000</b>	<b>375,750</b>
<b>Hotels Sector</b>												
Palestine Hotel	HPAL	21.000	21.000	21.000	21.000	21.000	21.000	21.000	0.00	2	194,549	4,085,529
<b>Total Of Hotels Sector</b>										<b>2</b>	<b>194,549</b>	<b>4,085,529</b>
<b>Total of un disclosed</b>										<b>9</b>	<b>151,369,549</b>	<b>147,669,071</b>
<b>Grand Total</b>										<b>464</b>	<b>822,173,863</b>	<b>974,742,786</b>

Iraq Stock Exchange  
 Non Iraqis' Bulletin Monday July 1 2024  
 Regular Market



Non Iraqi Trading of Regular Market (Sell)

Company Names	Code	No.of trades	Traded Shares	Trading Volume
<b>Banks Sector</b>				
Bank Of Baghdad	BBOB	7	10,500,000	31,450,000
<b>Total Bank sector</b>		<b>7</b>	<b>10,500,000</b>	<b>31,450,000</b>
<b>Agricultural Sector</b>				
Iraqi for Seed Production	AISP	1	214,293	1,778,632
<b>Total Agricultural Sector</b>		<b>1</b>	<b>214,293</b>	<b>1,778,632</b>
<b>Grand Total</b>		<b>8</b>	<b>10,714,293</b>	<b>33,228,632</b>

Non Iraqi Trading of Second Market (BUY)

Company Names	Code	No. of trades	Traded Volume	Traded Value
<b>Banks Sector</b>				
Zain Al-Iraq Isiamic Bank	BZII	1	25,000,000	8,500,000
International Islamic Bank	BINT	1	100,000	38,000
<b>Total Bank sector</b>		<b>2</b>	<b>25,100,000</b>	<b>8,538,000</b>
<b>Grand Total</b>		<b>2</b>	<b>25,100,000</b>	<b>8,538,000</b>

# Iraq Stock Exchange

Monday 1/7/20244



## Not Trading OTC

Company Name	Code	Previous Average price
Rabee Securities	FRSE	—
Karmal Brokerage	FKSX	10.000



## Not Trading Bonds Bulletin

Bond type	Publish type	Code	last trading price	immortilize date
Banaa Bonds / million ID	First	CB10	1030000	12/10/2025
Banaa Bonds / million ID	second	CB20	964981	19/12/2025
Amara Bonds /500 thousand	First	CB25	—	10/09/2025
Amara Bonds /Million ID	First	CB30	984000	10/09/2027
Amara Bonds /500 thousand	Second	CB35	—	—
Amara Bonds /Million ID	Second	CB40	—	—
Amara Bonds /500 thousand	Third	CB45	—	—
Amara Bonds /Million ID	Third	CB50	—	—

## Iraq Stock Exchange non trading companies on Monday 1/7/2024

Company Names	Code	Previous Average Price	Closing Price
<b>Banking Sector</b>			
Asia Al Iraq Islamic Bank	BAIB	0.900	0.900
Cihan Islamic Bank	BCIH	2.200	2.200
National Islamic Bank	BNAI	0.620	0.620
Elaf Islamic Bank	BELF	0.440	0.440
Al-Taif Islamic Bank	BTIB	0.690	0.690
Investment Bank of Iraq	BIBI	0.350	0.350
Kurdistan International Bank	BKUI	1.000	1.000
United Bank	BUND	0.080	0.080
Union Bank of Iraq	BUOI	0.220	0.220
<b>Telecommunication Sector</b>			
Al-Khatem Telecoms	TZNI	2.700	2.700
<b>Insurance Sector</b>			
Al-Ameen for Insurance	NAME	0.650	0.650
Dar Al-Salam for Insurance	NDSA	0.930	0.750
<b>Services Sector</b>			
Al-Nukhba for construction	SNUC	0.650	0.650
Al-Mosul for funfairs	SMOF	8.600	8.600
<b>Industry Sector</b>			
Iraqi Marketing Date	IIDP	1.550	1.540
Iraqi Engineering Works	IIEW	3.980	4.000
Al -Khazer Road for Construction Material	IKHC	2.100	2.100
Modern Sewing	IMOS	9.390	9.390
Metallic Industries and Bicycles	IMIB	2.000	2.000
<b>Hotels Sector</b>			
Baghdad Hotel	HBAG	10.650	10.650
		45.000	45.000
National for Tourist Investment	HNTI	10.800	10.800
<b>Agriculture Sector</b>			
Middle East for Production- Fish	AMEF	7.400	7.400
Modern for Animal Production	AMAP	0.500	0.500
Iraqi Agricultural Products	AIRP	24.000	24.000
Al-Ahlyia agricultural production	AAHP	0.900	0.900
Company Names	Code	Previous Average Price	Closing Price
<b>Banks Sector</b>			
World Islamic Bank	BWOR	1.000	1.000
Arabiya Islamic Bank	BAAI	1.000	1.000
Al-Qurtas Islamic Bank	BQUR	1.000	1.000
Arabiya Islamic Bank	BAAI	1.000	1.000
Ameen Al Iraq Islamic Bank	BAME	1.000	1.000
Al- Qabidh Islamic Bank	BQAB	0.240	0.240
Al Anssari Islamic Bank	BANS	1.000	1.000
Erbil Bank	BERI	0.110	0.110
AL- Mashreq al-Arabi Islamic Bank	BAMS	-	-
Erbil Bank	BERI	0.110	0.110
Trust International Islamic Bank	BTRU	0.750	0.750
Al Janoob Islamic Bank Investment	BJAB	1.000	1.000
Al Mustashar Bank	BMUI	1.000	1.000
Region Trade Bank	BRTB	1.000	1.000
Al Attaa Islamic Bank	BLAD	0.130	0.130
<b>Insurance Sector</b>			
Al -Hamraa Insurance	NHAM	0.900	0.900
<b>Investment Sector</b>			
Al-Zawraa for Financial Investment	VZAF	0.180	0.180
Al-Ameen for Financial Investment	VAMF	1.000	1.000



<b>AL-Wiaam for Financial Investment</b>	<b>VWIF</b>	<b>0.350</b>	<b>0.350</b>
<b>Bain Al-Nahrain Financial Investment</b>	<b>VMES</b>	<b>0.900</b>	<b>0.900</b>
<b>Services Sector</b>			
<b>Al-Ameen Estate Investment</b>	<b>SAEI</b>	<b>2.450</b>	<b>2.450</b>
<b>Industry Sector</b>			
<b>Modern chemical industries</b>	<b>IMCI</b>	<b>100.000</b>	<b>100.000</b>
<b>National Furniture Industries</b>	<b>IHFI</b>	<b>2.300</b>	<b>2.300</b>
<b>Baghdad for Packing Materials</b>	<b>IBPM</b>	<b>2.800</b>	<b>2.800</b>
<b>Hotels Sector</b>			
<b>Ashour Hotel</b>	<b>HASH</b>	<b>20.000</b>	<b>20.000</b>
<b>Agriculture Sector</b>			
<b>Al-Ribas for Poultry and Fodder</b>	<b>AREB</b>	<b>-</b>	<b>-</b>
<b>Company Names</b>	<b>Code</b>	<b>Previous Average Price</b>	<b>Closing Price</b>
<b>Banks Sector</b>			
<b>Babylon Bank</b>	<b>BBAY</b>	<b>0.070</b>	<b>0.070</b>
<b>Investment Sector</b>			
<b>AL- Batek Investment</b>	<b>VBAT</b>	<b>0.380</b>	<b>0.380</b>
<b>Alkhair for financial Investment</b>	<b>VKHF</b>	<b>0.200</b>	<b>0.200</b>
<b>Services Sector</b>			
<b>AL-Badia for General Trans</b>	<b>SBAG</b>	<b>0.600</b>	<b>0.600</b>
<b>Industry Sector</b>			
<b>Iraqi Carton Manufacturies</b>	<b>IICM</b>	<b>1.350</b>	<b>1.350</b>
<b>The Light Industries</b>	<b>ITLI</b>	<b>0.680</b>	<b>0.680</b>
<b>Modern Construction Materials</b>	<b>IMCM</b>	<b>0.520</b>	<b>0.520</b>
<b>Hotels Sector</b>			
<b>Al-Sadeer Hotel</b>	<b>HSAD</b>	<b>29.000</b>	<b>29.000</b>

### Iraq Stock Exchange Suspended Companies

Al-Rajih Islamic Bank (BRAJ)	19/09/2021	The trading suspended for not produce the Annual disclosure for 2020 at closing price (1.000) ID.
North Bank (BNOR)	31/10/2022	The trading suspended by ISC decision at closing price (0.070) ID.

## Iraq Stock Exchange News of listed companies Monday 1/7/2024

### Companies News

Iraqi For Tufted Carpets(IITC)	General Assembly Meeting will be hold on Sunday 14/7/2024 at the Iraqi Economic Union to discuss financial statement of 2023 . Trading has been suspend on Tuesday 9/7/2024 .
National Chemical &Plastic (INCP)	General Assembly Meeting will be hold on Tuesday 23/7/2024 at the Iraqi Economic Union to discuss financial statement of 2022, discuss the deficit . Trading has been suspend on Wednesday 17/7/2024 .
out of trading	
Babil Animal&vegetable Products (ABAP)	General Assembly Meeting will be hold on Sunday 19/5/2024 at theAl Jadriya to discuss financial statement of 2021,2022 , cash dividend , discuss the deficit Trading has been suspend on Thursday 7/12/2023 .
Iraqi Land Transport (SILT)	General Assembly Meeting will be hold on Wednesday 6/3/2024 at the Trade Ministry VIP Hall to resign the current board of Administration and elect new five board of Administration .Trading has been suspend on Sunday 3/3/2024.
International Development Bank(ED)	General Assembly Meeting will be hold on Tuesday 4/6/2024 at the company Al Mansour Branch to discuss financial statement of 2023 ,cash dividend , increasing in company capital from 300 billion to 400 billion according to 56/ Fourth. Trading has been suspend on Tuesday 4/6/2024 .
Ibdaa Al-Sharq Al-Awsat (SIBD)	General Assembly Meeting will be hold on Tuesday 11/6/2024 at the Iraqi Middle East Bank to resign the Auditors and elect new one . Trading has been suspend onThursday 6/6/2024 .
Tourist Village of Mosul dam (HTVM)	General Assembly Meeting will be hold on Friday 28/6/2024 at Al Mousil Modern Plaza Hall to discuss financial statement of 2023. Trading has been suspend on Monday 24/6/2024 .
Gulf Insurance(NGIR)	General Assembly Meeting will be hold on Sunday 30/6/2024 at AlHunting Club to discuss reduce the board of Council Administration from seven to five and election new five . Trading has been suspend on Monday 24/6/2024 .
Alahliya For Insurance(NAHF)	General Assembly Meeting will be hold on Tuesday 2/7/2024 at the company to discuss financial statement of 2022 , discuss the deficit, elect five members of Administration council, incresingin company capital from 7 billion to 15 billion according to (55/first) . Trading has been suspend on Thursday 27/6/2024 .
Al-Kindi of Veterinary Vaccines(IKLV)	General Assembly Meeting will be hold on Wednesday 3/7/2024 at Athe company to elect new five board of Council Administration . Trading has been suspend on Sunday 30/6/2024 .
Region Trade Bank(BRTB)	General Assembly Meeting will be hold on Thursday 4/7/2024 at Athe company to elect new seven board of Council Administration . Trading has been suspend on Monday 1/7/2024 .